BMCRC-MRO CHAMPIONSHIPS 2024

Round 5

Cadwell Park

6th / 7th July 2024

Timing & Results Provided by Timing Solutions Ltd

www.tsl-timing.com

DART MOTORSPORT MRO 600 / DART MOTORSPORT MRO CLUBMAN 600 / T3 TONY SCOTT MOTORSPORT MOTO EVO & STEET EVO

BMCRC-MRO Championships - Round 5

Cadwell Park

6th / 7th July 2024

Timing & Results Provided by Timing Solutions Ltd

www.tsl-timing.com

Cadwell Park Circuit

Louth, Lincolnshire, UK

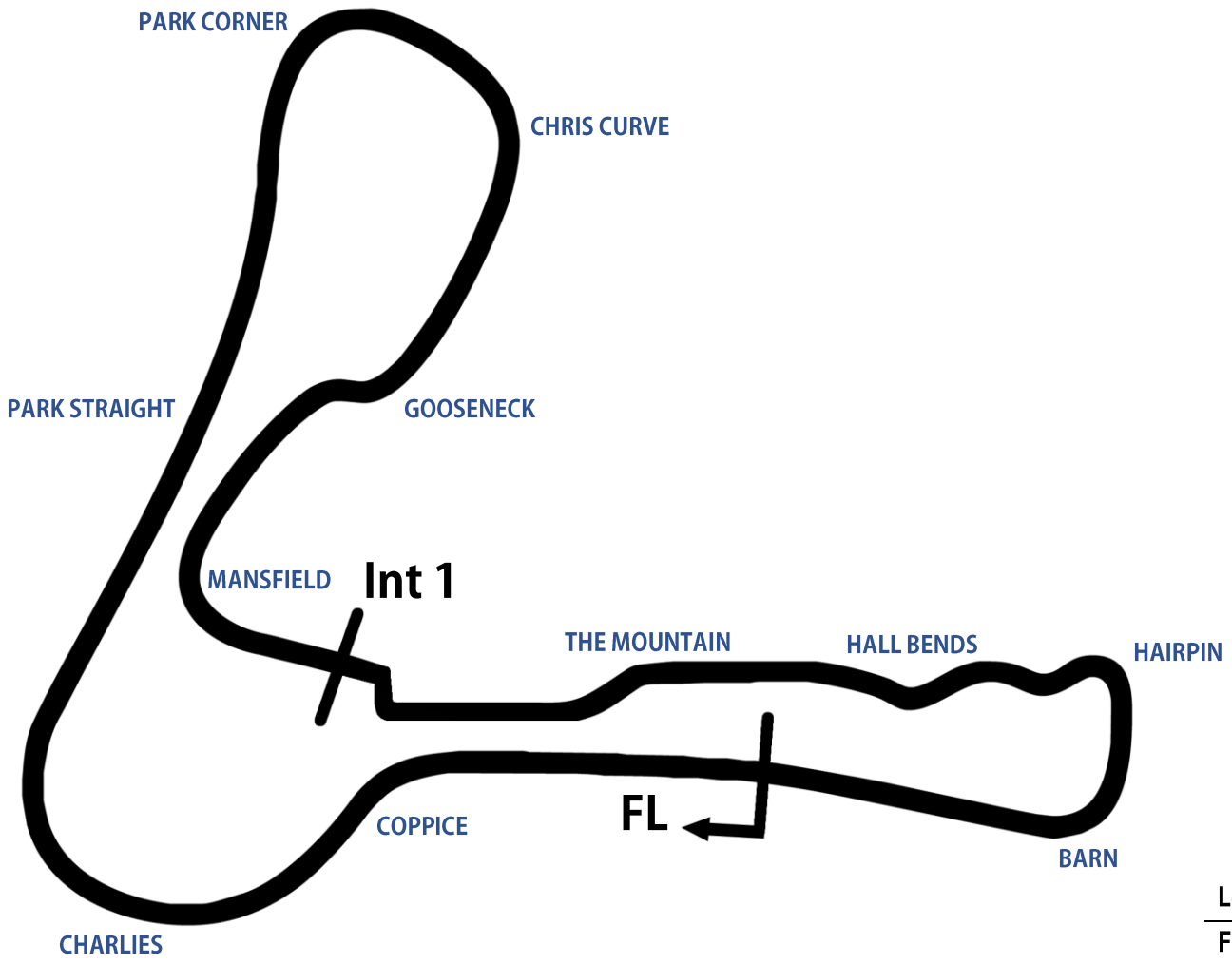

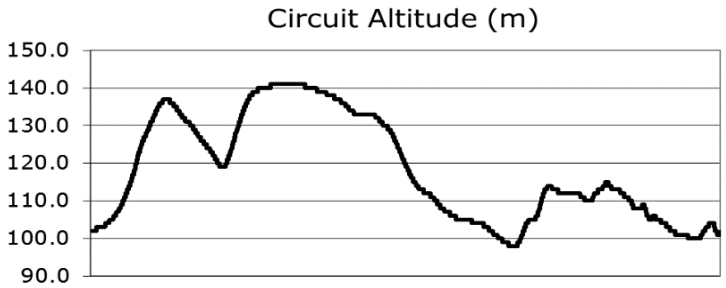

Length	2.1800 miles | 3.508 km | 3508.4m		
FL		53.31024 N	0.05940 W
Int 1	2330m	53.30708 N	0.06270 W
Pit Entry	3427m	53.31103 N	0.05889 W
Pit Exit	0m after FL	53.31030 N	0.05940 w
Pit Entry - Pit Exit	92m, 6.6s @ 50kph, 5.5s @ 60kph		

Results & Live Timing available at – www.tsl-timing.com

Updated - 24/01/2024 10:35

MRO 600 | MOTO EVO & STREET EVO | MRO CLUBMAN 600

BMCRC - MRO Championships 2024 - Rnd 5 @ Cadwell Park

DART MRO 600 inc Clubman 600 & GP2/EVO

QUALIFYING - CLASSIFICATION

POS	NO	CL	PIC	NAME	ENTRY	TIME	ON	LAPS	GAP	DIFF	MPH
1	76		1	Anthony JOHNSON	Yamaha R6 - Inta Motorcycle Services Ltd	1:42.765	2	2			76.36
2	5		2	Luke MACRAE	Triumph 765 - Bournephoto.co.uk	1:43.468	2	2	0.703	0.703	75.85
3	56		3	Michael MILLS	Yamaha R6 - A51 Racing, The Wokingham Bar Compa	1:44.080	2	2	1.315	0.612	75.40
4	91		4	Sam HIRST	Kawasaki ZX-636 - Team Valley Racing	1:44.754	2	5	1.989	0.674	74.91
5	440	C	1	Elijah EVERTON	Kawasaki NINJA 600 -	1:45.180	2	3	2.415	0.426	74.61
6	67	C	2	Edward ANSELL	Triumph 675 - E a Ansell contractors	1:45.753	2	2	2.988	0.573	74.21
7	39	C	3	Aaron MONK	Kawsaki NINJA 636 - flyaspitfire.co.uk	1:46.367	2	3	3.602	0.614	73.78
8	78		5	Keith POVAH	Yamaha R6 - @crap.sack give us a follow!	1:49.590	2	5	6.825	3.223	71.61
9	531	C	4	Jake KOURTI	Yamaha R6 - Red Mist Ltd/ GK Tree Surgeons Ltd/JW	1:49.662	2	5	6.897	0.072	71.56
10	3		6	Joey LAMBDEN	Kawasaki 636 -	1:50.693	2	5	7.928	1.031	70.89
11	35		7	Kai DICKINSON	Kawasaki ZX636 -	1:50.778	2	5	8.013	0.085	70.84
12	910	C	5	Harry GOWER	Triumph DAYTONA 675 - RG Racing	1:52.125	2	2	9.360	1.347	69.99
13	81		8	Fred McMULLAN	Kawasaki ZX636 - Orwell Motorcycles ipswich	1:52.993	2	2	10.228	0.868	69.45
14	68	C	6	Neville OTTER	Kawasaki ZX6R - Spice Boy Racing	1:53.683	2	2	10.918	0.690	69.03
15	74	C	7	Tom VAUGHAN	Yamaha R6 - Lamonde Automation Ltd, Smiths Mechar	1:54.125	2	3	11.360	0.442	68.76
16	84	C	8	George HIGGINS	Yamaha R6 - Aztec Racing	1:54.237	2	5	11.472	0.112	68.69
17	129		9	Adrian FALINSKI	Kawasaki ZX6R - ABLE Assist	1:54.798	2	5	12.033	0.561	68.36
18	54	C	9	Jake ANDERTON	Yamaha R6 - Hunter Racing	1:55.116	2	5	12.351	0.318	68.17
19	28	C	10	Tom WALKER	Yamaha R6 - TRW Racing	1:55.164	2	2	12.399	0.048	68.14
20	27	C	11	Timothy PETTS	Triumph DAYTONA 675 - Norfolk Triumph Racing Tean	1:56.095	2	2	13.330	0.931	67.60
21	64	C	12	Jack ALLAN	Yamaha R6 - Blackwidow Exhaust	1:56.307	2	2	13.542	0.212	67.47
22	44		10	James DUTTON	Yamaha R6 - AMR Motorcycles	1:56.668	2	2	13.903	0.361	67.26
23	4	C	13	Kallum BEDWELL	Yamaha R6 - Connected To Homes Ltd/The Lash Bar	1:59.336	2	5	16.571	2.668	65.76
24	72		11	Nick BARNES	Yamaha R6 - Park Electric	2:00.002	2	2	17.237	0.666	65.39
25	41	C	14	Tony PEACE	Yamaha R6 - Green Boilers and Heating	2:01.080	1	2	18.315	1.078	64.81
26	58		12	Barry STEWART	Kawasaki ZX6R -	2:02.560	2	2	19.795	1.480	64.03
27	224	C	15	Dan PRICE	Triumph DAYTONA 675 - Dp Racing	2:02.568	2	3	19.803	0.008	64.03
28	89		13	David MUNRO	Yamaha R6 -	2:14.001	1	2	31.236	11.433	58.56

Weather / Track : Showers / Wet

These results are provisional until the conclusion of any judicial and technical matters.

Date: 06/07/2024 Start: 11:38 Finish: 11:48
Cadwell Park: 2.1800 miles

Clerk Of Course:	Stewards:	Timekeeper: Craig Smith	

Results can be found at www.tsl-timing.com

Printed - 11:51 Saturday, 06 July 2024

BRITISH MOTOR CYCLE RACING CLUB

TSL SPORTS TIMING TIMING SOLUTIONS LTD

MOTORCYCLE RACING ORGANISATION MRO

BMCRC - MRO Championships 2024 - Rnd 5 @ Cadwell Park

DART MRO 600 inc Clubman 600 & GP2/EVO

QUALIFYING - SECTOR ANALYSIS

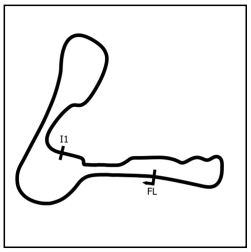

SECTOR 1 = FL to I1, SECTOR 2 = I1 to FL, DIFF = Difference To Personal Best Lap, P = Crossed Finish Line in Pit Lane, D = Time Disallowed

P1 76 Anthony JOHNSON — Yamaha R6 - Inta Motorcycle Services Ltd

IDEAL LAP TIME : 1:42.765 BEST LAP TIME : 1:42.765 DIFFERENCE : 0.000

LAP	SECTOR 1	SECTOR 2	LAP TIME		MPH	DIFF	TIME OF DAY
1 -	1:02.324	44.254	1:46.578	(2)	73.63	3.813	11:40:26.263
2 -	***59.265***	***43.500***	***1:42.765***	**(1)**	***76.36***		***11:42:09.028***

P2 5 Luke MACRAE — Triumph 765 - Bournephoto.co.uk

IDEAL LAP TIME : 1:43.468 BEST LAP TIME : 1:43.468 DIFFERENCE : 0.000

LAP	SECTOR 1	SECTOR 2	LAP TIME		MPH	DIFF	TIME OF DAY
1 -	1:02.243	44.726	1:46.969	(2)	73.36	3.501	11:40:20.345
2 -	***59.076***	***44.392***	***1:43.468***	**(1)**	***75.85***		***11:42:03.813***

P3 56 Michael MILLS — Yamaha R6 - A51 Racing, The Wokingham Bar Company

IDEAL LAP TIME : 1:44.080 BEST LAP TIME : 1:44.080 DIFFERENCE : 0.000

LAP	SECTOR 1	SECTOR 2	LAP TIME		MPH	DIFF	TIME OF DAY
1 -	1:04.787	48.004	1:52.791	(2)	69.58	8.711	11:40:32.620
2 -	***59.963***	***44.117***	***1:44.080***	**(1)**	***75.40***		***11:42:16.700***

P4 91 Sam HIRST — Kawasaki ZX-636 - Team Valley Racing

IDEAL LAP TIME : 1:44.754 BEST LAP TIME : 1:44.754 DIFFERENCE : 0.000

LAP	SECTOR 1	SECTOR 2	LAP TIME		MPH	DIFF	TIME OF DAY
1 -	1:03.467	45.030	1:48.497	(2)	72.33	3.743	11:40:21.185
2 -	***1:00.311***	***44.443***	***1:44.754***	**(1)**	***74.91***		***11:42:05.939***
3 -	1:01.594	48.137	1:49.731	(3)	71.52	4.977	11:43:55.670
4 -	1:09.927	49.324	1:59.251		65.81	14.497	11:45:54.921
5 -	1:07.131	48.922	1:56.053		67.62	11.299	11:47:50.974

P5 440 C Elijah EVERTON — Kawasaki NINJA 600 -

IDEAL LAP TIME : 1:45.180 BEST LAP TIME : 1:45.180 DIFFERENCE : 0.000

LAP	SECTOR 1	SECTOR 2	LAP TIME		MPH	DIFF	TIME OF DAY
1 -	1:03.634	44.679	1:48.313	(2)	72.45	3.133	11:40:21.105
2 -	***1:00.530***	***44.650***	***1:45.180***	**(1)**	***74.61***		***11:42:06.285***
3 -	1:03.044	50.722	1:53.766	(3)	68.98	8.586	11:44:00.051

P6 67 C Edward ANSELL — Triumph 675 - E a Ansell contractors

IDEAL LAP TIME : 1:45.753 BEST LAP TIME : 1:45.753 DIFFERENCE : 0.000

LAP	SECTOR 1	SECTOR 2	LAP TIME		MPH	DIFF	TIME OF DAY
1 -	1:07.940	45.083	1:53.023	(2)	69.43	7.270	11:40:28.711
2 -	***1:01.495***	***44.258***	***1:45.753***	**(1)**	***74.21***		***11:42:14.464***

P7 39 C Aaron MONK — Kawsaki NINJA 636 - flyaspitfire.co.uk

IDEAL LAP TIME : 1:46.367 BEST LAP TIME : 1:46.367 DIFFERENCE : 0.000

LAP	SECTOR 1	SECTOR 2	LAP TIME		MPH	DIFF	TIME OF DAY
1 -	1:04.175	45.440	1:49.615	(2)	71.59	3.248	11:40:22.513
2 -	***1:01.561***	***44.806***	***1:46.367***	**(1)**	***73.78***		***11:42:08.880***
3 -	1:05.039	1:44.557	2:49.596	(3)	46.27	1:03.229	11:44:58.476

P8 78 Keith POVAH — Yamaha R6 - @crap.sack give us a follow!

IDEAL LAP TIME : 1:48.911 BEST LAP TIME : 1:49.590 DIFFERENCE : 0.679

LAP	SECTOR 1	SECTOR 2	LAP TIME		MPH	DIFF	TIME OF DAY
1 -	1:04.958	47.891	1:52.849		69.54	3.259	11:40:33.405
2 -	1:03.925	***45.665***	***1:49.590***	**(1)**	***71.61***		***11:42:22.995***
3 -	1:05.119	46.672	1:51.791		70.20	2.201	11:44:14.786
4 -	1:03.483	46.936	1:50.419	(3)	71.07	0.829	11:46:05.205
5 -	***1:03.246***	46.998	1:50.244	(2)	71.18	0.654	11:47:55.449

Weather / Track : Showers / Wet

Cadwell Park: 2.1800 miles
Date: 06/07/2024 Start: 11:38 Finish: 11:48

BMCRC - MRO Championships 2024 - Rnd 5 @ Cadwell Park

DART MRO 600 inc Clubman 600 & GP2/EVO

QUALIFYING - SECTOR ANALYSIS

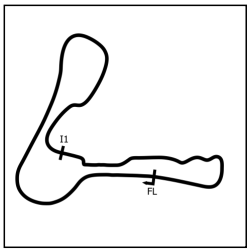

SECTOR 1 = FL to I1, SECTOR 2 = I1 to FL, DIFF = Difference To Personal Best Lap, P = Crossed Finish Line in Pit Lane, D = Time Disallowed

P9 531 C Jake KOURTI — Yamaha R6 - Red Mist Ltd/ GK Tree Surgeons Ltd/JWG Motorc

IDEAL LAP TIME : 1:49.662 BEST LAP TIME : 1:49.662 DIFFERENCE : 0.000

LAP	SECTOR 1	SECTOR 2	LAP TIME		MPH	DIFF	TIME OF DAY
1 -	1:08.428	48.591	1:57.019	(3)	67.06	7.357	11:40:33.049
2 -	***1:04.083***	***45.579***	***1:49.662***	**(1)**	***71.56***		***11:42:22.711***
3 -	1:05.850	49.615	1:55.465	(2)	67.96	5.803	11:44:18.176
4 -	1:08.485	1:26.977	2:35.462		50.48	45.800	11:46:53.638
5 -	1:09.862	50.480	2:00.342		65.21	10.680	11:48:53.980

P10 3 Joey LAMBDEN — Kawasaki 636 -

IDEAL LAP TIME : 1:50.693 BEST LAP TIME : 1:50.693 DIFFERENCE : 0.000

LAP	SECTOR 1	SECTOR 2	LAP TIME		MPH	DIFF	TIME OF DAY
1 -	1:04.690	46.748	1:51.438	(2)	70.42	0.745	11:41:04.811
2 -	***1:04.197***	***46.496***	***1:50.693***	**(1)**	***70.89***		***11:42:55.504***
3 -	1:05.163	48.465	1:53.628		69.06	2.935	11:44:49.132
4 -	1:06.208	48.563	1:54.771		68.38	4.078	11:46:43.903
5 -	1:05.881	47.653	1:53.534	(3)	69.12	2.841	11:48:37.437

P11 35 Kai DICKINSON — Kawasaki ZX636 -

IDEAL LAP TIME : 1:50.778 BEST LAP TIME : 1:50.778 DIFFERENCE : 0.000

LAP	SECTOR 1	SECTOR 2	LAP TIME		MPH	DIFF	TIME OF DAY
1 -	1:07.608	48.143	1:55.751	(3)	67.80	4.973	11:40:33.975
2 -	***1:04.913***	***45.865***	***1:50.778***	**(1)**	***70.84***		***11:42:24.753***
3 -	1:06.047	48.934	1:54.981	(2)	68.25	4.203	11:44:19.734
4 -	1:08.235	49.680	1:57.915		66.55	7.137	11:46:17.649
5 -	1:08.400	48.609	1:57.009		67.07	6.231	11:48:14.658

P12 910 C Harry GOWER — Triumph DAYTONA 675 - RG Racing

IDEAL LAP TIME : 1:52.125 BEST LAP TIME : 1:52.125 DIFFERENCE : 0.000

LAP	SECTOR 1	SECTOR 2	LAP TIME		MPH	DIFF	TIME OF DAY
1 -	1:08.414	47.626	1:56.040	(2)	67.63	3.915	11:40:37.337
2 -	***1:05.123***	***47.002***	***1:52.125***	**(1)**	***69.99***		***11:42:29.462***

P13 81 Fred McMULLAN — Kawasaki ZX636 - Orwell Motorcycles ipswich

IDEAL LAP TIME : 1:52.520 BEST LAP TIME : 1:52.993 DIFFERENCE : 0.473

LAP	SECTOR 1	SECTOR 2	LAP TIME		MPH	DIFF	TIME OF DAY
1 -	1:06.938	***47.516***	1:54.454	(2)	68.56	1.461	11:40:45.224
2 -	***1:05.004***	47.989	***1:52.993***	**(1)**	***69.45***		***11:42:38.217***

P14 68 C Neville OTTER — Kawasaki ZX6R - Spice Boy Racing

IDEAL LAP TIME : 1:53.683 BEST LAP TIME : 1:53.683 DIFFERENCE : 0.000

LAP	SECTOR 1	SECTOR 2	LAP TIME		MPH	DIFF	TIME OF DAY
1 -	1:08.428	48.913	1:57.341	(2)	66.88	3.658	11:40:44.425
2 -	***1:05.350***	***48.333***	***1:53.683***	**(1)**	***69.03***		***11:42:38.108***

P15 74 C Tom VAUGHAN — Yamaha R6 - Lamonde Automation Ltd, Smiths Mechanical Sup

IDEAL LAP TIME : 1:54.059 BEST LAP TIME : 1:54.125 DIFFERENCE : 0.066

LAP	SECTOR 1	SECTOR 2	LAP TIME		MPH	DIFF	TIME OF DAY
1 -	1:08.905	***48.520***	1:57.425	(3)	66.83	3.300	11:40:33.830
2 -	***1:05.539***	48.586	***1:54.125***	**(1)**	***68.76***		***11:42:27.955***
3 -	1:05.625	49.691	1:55.316	(2)	68.05	1.191	11:44:23.271

Weather / Track : Showers / Wet

Cadwell Park: 2.1800 miles
Date: 06/07/2024 Start: 11:38 Finish: 11:48

BMCRC - MRO Championships 2024 - Rnd 5 @ Cadwell Park

DART MRO 600 inc Clubman 600 & GP2/EVO

QUALIFYING - SECTOR ANALYSIS

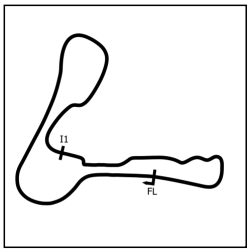

SECTOR 1 = FL to I1, SECTOR 2 = I1 to FL, DIFF = Difference To Personal Best Lap, P = Crossed Finish Line in Pit Lane, D = Time Disallowed

P16 84 C George HIGGINS Yamaha R6 - Aztec Racing

IDEAL LAP TIME : 1:54.237 BEST LAP TIME : 1:54.237 DIFFERENCE : 0.000

LAP	SECTOR 1	SECTOR 2	LAP TIME	MPH	DIFF	TIME OF DAY
1 -	1:11.602	49.217	2:00.819	64.95	6.582	11:40:39.304
2 -	***1:06.523***	***47.714***	***1:54.237 (1)***	***68.69***		***11:42:33.541***
3 -	1:07.992	49.659	1:57.651 **(2)**	66.70	3.414	11:44:31.192
4 -	1:08.578	49.185	1:57.763 **(3)**	66.64	3.526	11:46:28.955
5 -	1:09.296	49.756	1:59.052	65.92	4.815	11:48:28.007

P17 129 Adrian FALINSKI Kawasaki ZX6R - ABLE Assist

IDEAL LAP TIME : 1:54.798 BEST LAP TIME : 1:54.798 DIFFERENCE : 0.000

LAP	SECTOR 1	SECTOR 2	LAP TIME	MPH	DIFF	TIME OF DAY
1 -	1:08.590	49.028	1:57.618 **(2)**	66.72	2.820	11:40:44.968
2 -	***1:06.094***	***48.704***	***1:54.798 (1)***	***68.36***		***11:42:39.766***
3 -	1:10.894	53.427	2:04.321 **(3)**	63.12	9.523	11:44:44.087
4 -	1:14.839	51.960	2:06.799	61.89	12.001	11:46:50.886
5 -	1:13.485	52.357	2:05.842	62.36	11.044	11:48:56.728

P18 54 C Jake ANDERTON Yamaha R6 - Hunter Racing

IDEAL LAP TIME : 1:55.014 BEST LAP TIME : 1:55.116 DIFFERENCE : 0.102

LAP	SECTOR 1	SECTOR 2	LAP TIME	MPH	DIFF	TIME OF DAY
1 -	1:08.773	48.668	1:57.441	66.82	2.325	11:40:32.354
2 -	1:06.609	***48.507***	***1:55.116 (1)***	***68.17***		***11:42:27.470***
3 -	1:06.625	49.798	1:56.423 **(3)**	67.40	1.307	11:44:23.893
4 -	***1:06.507***	48.797	1:55.304 **(2)**	68.06	0.188	11:46:19.197
5 -	1:07.216	49.354	1:56.570	67.32	1.454	11:48:15.767

P19 28 C Tom WALKER Yamaha R6 - TRW Racing

IDEAL LAP TIME : 1:55.164 BEST LAP TIME : 1:55.164 DIFFERENCE : 0.000

LAP	SECTOR 1	SECTOR 2	LAP TIME	MPH	DIFF	TIME OF DAY
1 -	1:10.259	49.746	2:00.005 **(2)**	65.39	4.841	11:40:41.329
2 -	***1:06.578***	***48.586***	***1:55.164 (1)***	***68.14***		***11:42:36.493***

P20 27 C Timothy PETTS Triumph DAYTONA 675 - Norfolk Triumph Racing Team

IDEAL LAP TIME : 1:56.095 BEST LAP TIME : 1:56.095 DIFFERENCE : 0.000

LAP	SECTOR 1	SECTOR 2	LAP TIME	MPH	DIFF	TIME OF DAY
1 -	1:09.879	49.207	1:59.086 **(2)**	65.90	2.991	11:40:41.475
2 -	***1:07.480***	***48.615***	***1:56.095 (1)***	***67.60***		***11:42:37.570***

P21 64 C Jack ALLAN Yamaha R6 - Blackwidow Exhaust

IDEAL LAP TIME : 1:56.307 BEST LAP TIME : 1:56.307 DIFFERENCE : 0.000

LAP	SECTOR 1	SECTOR 2	LAP TIME	MPH	DIFF	TIME OF DAY
1 -	1:10.824	50.331	2:01.155 **(2)**	64.77	4.848	11:40:50.921
2 -	***1:07.138***	***49.169***	***1:56.307 (1)***	***67.47***		***11:42:47.228***

P22 44 James DUTTON Yamaha R6 - AMR Motorcycles

IDEAL LAP TIME : 1:56.668 BEST LAP TIME : 1:56.668 DIFFERENCE : 0.000

LAP	SECTOR 1	SECTOR 2	LAP TIME	MPH	DIFF	TIME OF DAY
1 -	1:11.785	49.357	2:01.142 **(2)**	64.78	4.474	11:40:40.733
2 -	***1:07.934***	***48.734***	***1:56.668 (1)***	***67.26***		***11:42:37.401***

Weather / Track : Showers / Wet

Cadwell Park: 2.1800 miles
Date: 06/07/2024 Start: 11:38 Finish: 11:48

BMCRC - MRO Championships 2024 - Rnd 5 @ Cadwell Park

DART MRO 600 inc Clubman 600 & GP2/EVO

QUALIFYING - SECTOR ANALYSIS

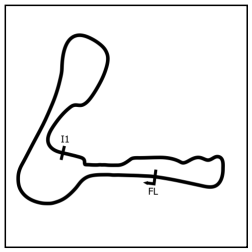

SECTOR 1 = FL to I1, SECTOR 2 = I1 to FL, DIFF = Difference To Personal Best Lap, P = Crossed Finish Line in Pit Lane, D = Time Disallowed

P23 4 C Kallum BEDWELL Yamaha R6 - Connected To Homes Ltd/The Lash Bar

IDEAL LAP TIME : 1:59.336 BEST LAP TIME : 1:59.336 DIFFERENCE : 0.000

LAP	SECTOR 1	SECTOR 2	LAP TIME	MPH	DIFF	TIME OF DAY
1 -	1:16.192	51.058	2:07.250	61.67	7.914	11:41:04.080
2 -	***1:09.679***	***49.657***	***1:59.336 (1)***	***65.76***		***11:43:03.416***
3 -	1:11.178	50.435	2:01.613 **(2)**	64.53	2.277	11:45:05.029
4 -	1:11.916	51.285	2:03.201 **(3)**	63.70	3.865	11:47:08.230
5 -	1:14.104	51.248	2:05.352	62.60	6.016	11:49:13.582

P24 72 Nick BARNES Yamaha R6 - Park Electric

IDEAL LAP TIME : 2:00.002 BEST LAP TIME : 2:00.002 DIFFERENCE : 0.000

LAP	SECTOR 1	SECTOR 2	LAP TIME	MPH	DIFF	TIME OF DAY
1 -	1:14.993	50.855	2:05.848 **(2)**	62.36	5.846	11:41:00.926
2 -	***1:10.581***	***49.421***	***2:00.002 (1)***	***65.39***		***11:43:00.928***

P25 41 C Tony PEACE Yamaha R6 - Green Boilers and Heating

IDEAL LAP TIME : 2:00.357 BEST LAP TIME : 2:01.080 DIFFERENCE : 0.723

LAP	SECTOR 1	SECTOR 2	LAP TIME	MPH	DIFF	TIME OF DAY
1 -	1:11.181	***49.899***	***2:01.080 (1)***	***64.81***		***11:40:49.978***
2 -	***1:10.458***	51.672	2:02.130 **(2)**	64.25	1.050	11:42:52.108

P26 58 Barry STEWART Kawasaki ZX6R -

IDEAL LAP TIME : 1:58.611 BEST LAP TIME : 2:02.560 DIFFERENCE : 3.949

LAP	SECTOR 1	SECTOR 2	LAP TIME	MPH	DIFF	TIME OF DAY
1 -	1:14.252	***50.369***	2:04.621 **(2)**	62.97	2.061	11:41:30.151
2 -	***1:08.242***	54.318	***2:02.560 (1)***	***64.03***		***11:43:32.711***

P27 224 C Dan PRICE Triumph DAYTONA 675 - Dp Racing

IDEAL LAP TIME : 2:02.568 BEST LAP TIME : 2:02.568 DIFFERENCE : 0.000

LAP	SECTOR 1	SECTOR 2	LAP TIME	MPH	DIFF	TIME OF DAY
1 -	1:16.739	53.741	2:10.480 **(3)**	60.14	7.912	11:41:07.067
2 -	***1:11.115***	***51.453***	***2:02.568 (1)***	***64.03***		***11:43:09.635***
3 -	1:12.741	53.620	2:06.361 **(2)**	62.10	3.793	11:45:15.996

P28 89 David MUNRO Yamaha R6 -

IDEAL LAP TIME : 2:08.876 BEST LAP TIME : 2:14.001 DIFFERENCE : 5.125

LAP	SECTOR 1	SECTOR 2	LAP TIME	MPH	DIFF	TIME OF DAY
1 -	1:19.915	***54.086***	***2:14.001 (1)***	***58.56***		***11:41:06.910***
2 -	***1:14.790***	1:06.027	2:20.817 **(2)**	55.73	6.816	11:43:27.727

Weather / Track : Showers / Wet

Cadwell Park: 2.1800 miles
Date: 06/07/2024 Start: 11:38 Finish: 11:48

BMCRC - MRO Championships 2024 - Rnd 5 @ Cadwell Park

DART MRO 600 inc Clubman 600 & GP2/EVO

QUALIFYING - BEST SECTORS

SECTOR 1				SECTOR 2			IDEAL / BEST COMPARISON					
POS	NO	NAME	TIME	NO	NAME	TIME	POS	NO	NAME	IDEAL	BEST	DIFF
									PERFECT LAP	1:42.576		
1	5	MACRAE	59.076	76	JOHNSON	43.500	1	76	JOHNSON	1:42.765	1:42.765	0.000
2	76	JOHNSON	59.265	56	MILLS	44.117	2	5	MACRAE	1:43.468	1:43.468	0.000
3	56	MILLS	59.963	67	ANSELL	44.258	3	56	MILLS	1:44.080	1:44.080	0.000
4	91	HIRST	1:00.311	5	MACRAE	44.392	4	91	HIRST	1:44.754	1:44.754	0.000
5	440	EVERTON	1:00.530	91	HIRST	44.443	5	440	EVERTON	1:45.180	1:45.180	0.000
6	67	ANSELL	1:01.495	440	EVERTON	44.650	6	67	ANSELL	1:45.753	1:45.753	0.000
7	39	MONK	1:01.561	39	MONK	44.806	7	39	MONK	1:46.367	1:46.367	0.000
8	78	POVAH	1:03.246	531	KOURTI	45.579	8	78	POVAH	1:48.911	1:49.590	0.679
9	531	KOURTI	1:04.083	78	POVAH	45.665	9	531	KOURTI	1:49.662	1:49.662	0.000
10	3	LAMBDEN	1:04.197	35	DICKINSON	45.865	10	3	LAMBDEN	1:50.693	1:50.693	0.000
11	35	DICKINSON	1:04.913	3	LAMBDEN	46.496	11	35	DICKINSON	1:50.778	1:50.778	0.000
12	81	McMULLAN	1:05.004	910	GOWER	47.002	12	910	GOWER	1:52.125	1:52.125	0.000
13	910	GOWER	1:05.123	81	McMULLAN	47.516	13	81	McMULLAN	1:52.520	1:52.993	0.473
14	68	OTTER	1:05.350	84	HIGGINS	47.714	14	68	OTTER	1:53.683	1:53.683	0.000
15	74	VAUGHAN	1:05.539	68	OTTER	48.333	15	74	VAUGHAN	1:54.059	1:54.125	0.066
16	129	FALINSKI	1:06.094	54	ANDERTON	48.507	16	84	HIGGINS	1:54.237	1:54.237	0.000
17	54	ANDERTON	1:06.507	74	VAUGHAN	48.520	17	129	FALINSKI	1:54.798	1:54.798	0.000
18	84	HIGGINS	1:06.523	28	WALKER	48.586	18	54	ANDERTON	1:55.014	1:55.116	0.102
19	28	WALKER	1:06.578	27	PETTS	48.615	19	28	WALKER	1:55.164	1:55.164	0.000
20	64	ALLAN	1:07.138	129	FALINSKI	48.704	20	27	PETTS	1:56.095	1:56.095	0.000
21	27	PETTS	1:07.480	44	DUTTON	48.734	21	64	ALLAN	1:56.307	1:56.307	0.000
22	44	DUTTON	1:07.934	64	ALLAN	49.169	22	44	DUTTON	1:56.668	1:56.668	0.000
23	58	STEWART	1:08.242	72	BARNES	49.421	23	58	STEWART	1:58.611	2:02.560	3.949
24	4	BEDWELL	1:09.679	4	BEDWELL	49.657	24	4	BEDWELL	1:59.336	1:59.336	0.000
25	41	PEACE	1:10.458	41	PEACE	49.899	25	72	BARNES	2:00.002	2:00.002	0.000
26	72	BARNES	1:10.581	58	STEWART	50.369	26	41	PEACE	2:00.357	2:01.080	0.723
27	224	PRICE	1:11.115	224	PRICE	51.453	27	224	PRICE	2:02.568	2:02.568	0.000
28	89	MUNRO	1:14.790	89	MUNRO	54.086	28	89	MUNRO	2:08.876	2:14.001	5.125

Weather / Track : Showers / Wet

Cadwell Park: 2.1800 miles
Date: 06/07/2024 Start: 11:38 Finish: 11:48

Results can be found at www.tsl-timing.com

Printed - 11:51 Saturday, 06 July 2024

BMCRC - MRO Championships 2024 - Rnd 5 @ Cadwell Park

DART MRO 600 inc Clubman 600 & GP2/EVO

QUALIFYING - STATISTICS

Competitors Started	28
Planned Start	2024-07-06 @ 11:10:00.000
Actual Start	2024-07-06 @ 11:38:02.776
Finish Time	2024-07-06 @ 11:48:09.922
Track Length	2.1800mi.
Total Laps	87
Total Distance Covered	189.6616mi.

Session Fastest Lap History

NO	CL	NAME	LAP TIME	TIME OF DAY	LAP	VEHICLE
5		**Luke MACRAE**	**1:46.969**	11:40:20.361	1	Triumph 765
76		**Anthony JOHNSON**	**1:46.578**	11:40:26.289	1	Yamaha R6
5		**Luke MACRAE**	**1:43.468**	11:42:03.830	2	Triumph 765
76		**Anthony JOHNSON**	**1:42.765**	11:42:09.053	2	Yamaha R6

Flag History

TYPE	TIME OF DAY
GREEN	11:38:02.776
FINISH	11:48:09.922

Flag Statistics

TYPE	COUNT	TOTAL LAPS	TOTAL TIME
Green	1	5	11:50.234
Red	0	0	0.000
Safety Car	0	0	0.000
FCY	0	0	0.000

Weather / Track : Showers / Wet

Cadwell Park: 2.1800 miles
Date: 06/07/2024 Start: 11:38 Finish: 11:48

BMCRC - MRO Championships 2024 - Rnd 5 @ Cadwell Park

DART MRO 600 inc Clubman 600 & GP2/EVO

QUALIFYING - STATISTICS

CLASS : 13 Starters

Fastest Lap History

NO	NAME	LAP TIME	TIME OF DAY	LAP	VEHICLE
5	**Luke MACRAE**	**1:46.969**	11:40:20.361	1	Triumph 765
76	**Anthony JOHNSON**	**1:46.578**	11:40:26.289	1	Yamaha R6
5	**Luke MACRAE**	**1:43.468**	11:42:03.830	2	Triumph 765
76	**Anthony JOHNSON**	**1:42.765**	11:42:09.053	2	Yamaha R6

Weather / Track : Showers / Wet

Cadwell Park: 2.1800 miles
Date: 06/07/2024 Start: 11:38 Finish: 11:48

BMCRC - MRO Championships 2024 - Rnd 5 @ Cadwell Park

DART MRO 600 inc Clubman 600 & GP2/EVO

QUALIFYING - STATISTICS

CLASS : C

15 Starters

Fastest Lap History

NO	NAME	LAP TIME	TIME OF DAY	LAP	VEHICLE
440	**Elijah EVERTON**	**1:48.313**	11:40:21.142	1	Kawasaki NINJA 600
440	**Elijah EVERTON**	**1:45.180**	11:42:06.319	2	Kawasaki NINJA 600

Weather / Track : Showers / Wet

Cadwell Park: 2.1800 miles
Date: 06/07/2024 Start: 11:38 Finish: 11:48

MRO 600 | MOTO EVO & STREET EVO | MRO CLUBMAN 600

BMCRC - MRO Championships 2024 - Rnd 5 @ Cadwell Park

DART MRO 600 inc Clubman 600 & GP2/EVO

RACE 11 - GRID (12 Laps)

ROW 10			28	89 David MUNRO 2:14.001	29	51 Ross CLARKE	30	992 Eddy WORMALD
ROW 9	25	41 Tony PEACE 2:01.080	26	58 Barry STEWART 2:02.560	27	224 Dan PRICE 2:02.568		
ROW 8			22	44 James DUTTON 1:56.668	23	4 Kallum BEDWELL 1:59.336	24	72 Nick BARNES 2:00.002
ROW 7	19	28 Tom WALKER 1:55.164	20	27 Timothy PETTS 1:56.095	21	64 Jack ALLAN 1:56.307		
ROW 6			16	84 George HIGGINS 1:54.237	17	129 Adrian FALINSKI 1:54.798	18	54 Jake ANDERTON 1:55.116
ROW 5	13	81 Fred McMULLAN 1:52.993	14	68 Neville OTTER 1:53.683	15	74 Tom VAUGHAN 1:54.125		
ROW 4			10	3 Joey LAMBDEN 1:50.693	11	35 Kai DICKINSON 1:50.778	12	910 Harry GOWER 1:52.125
ROW 3	7	39 Aaron MONK 1:46.367	8	78 Keith POVAH 1:49.590	9	531 Jake KOURTI 1:49.662		
ROW 2			4	91 Sam HIRST 1:44.754	5	440 Elijah EVERTON 1:45.180	6	67 Edward ANSELL 1:45.753
ROW 1	1	76 Anthony JOHNSON 1:42.765	2	5 Luke MACRAE 1:43.468	3	56 Michael MILLS 1:44.080		

Pole

These results are provisional until the conclusion of any judicial and technical matters.

Cadwell Park: 2.1800 miles

Clerk Of Course:	Stewards:	Timekeeper: Craig Smith	

Results can be found at www.tsl-timing.com

Printed - 11:52 Saturday, 06 July 2024

MRO 600 | MOTO EVO & STREET EVO | MRO CLUBMAN 600

BMCRC - MRO Championships 2024 - Rnd 5 @ Cadwell Park

DART MRO 600 inc Clubman 600 & GP2/EVO

RACE 11 - CLASSIFICATION

Race Distance: 12 Laps / 26.16 miles

POS	NO	CL	PIC	NAME	ENTRY	LAPS	TIME	GAP	DIFF	MPH	BEST	ON	GRD	↑↓
1	76		1	Anthony JOHNSON	Yamaha R6 - Inta Motorcycle Services Ltd	12	18:52.302			83.17	1:33.321	3	1	0
2	56		2	Michael MILLS	Yamaha R6 - A51 Racing, The Wokingham Bar Company	12	19:20.711	28.409	28.409	81.13	1:34.777	8	3	1
3	5		3	Luke MACRAE	Triumph 765 - Bournephoto.co.uk	12	19:24.856	32.554	4.145	80.84	1:35.892	5	2	-1
4	440	C	1	Elijah EVERTON	Kawasaki NINJA 600 -	12	19:26.460	34.158	1.604	80.73	1:35.902	9	5	1
5	3		4	Joey LAMBDEN	Kawasaki 636 -	12	19:27.376	35.074	0.916	80.67	1:36.028	9	10	5
6	35		5	Kai DICKINSON	Kawasaki ZX636 -	12	19:38.820	46.518	11.444	79.89	1:36.037	10	11	5
7	531	C	2	Jake KOURTI	Yamaha R6 - Red Mist Ltd/ GK Tree Surgeons Ltd/JWG Mot	12	19:45.330	53.028	6.510	79.45	1:36.854	12	9	2
8	39	C	3	Aaron MONK	Kawsaki NINJA 636 - flyaspitfire.co.uk	12	19:47.411	55.109	2.081	79.31	1:37.665	12	7	-1
9	91		6	Sam HIRST	Kawasaki ZX-636 - Team Valley Racing	12	19:48.932	56.630	1.521	79.21	1:37.668	8	4	-5
10	81		7	Fred McMULLAN	Kawasaki ZX636 - Orwell Motorcycles ipswich	12	20:04.894	1:12.592	15.962	78.16	1:38.354	10	13	3
11	74	C	4	Tom VAUGHAN	Yamaha R6 - Lamonde Automation Ltd, Smiths Mechanical S	12	20:05.324	1:13.022	0.430	78.13	1:38.903	12	15	4
12	67	C	5	Edward ANSELL	Triumph 675 - E a Ansell contractors	12	20:05.546	1:13.244	0.222	78.11	1:38.781	9	6	-6
13	910	C	6	Harry GOWER	Triumph DAYTONA 675 - RG Racing	12	20:23.077	1:30.775	17.531	76.99	1:39.664	10	12	-1
14	54	C	7	Jake ANDERTON	Yamaha R6 - Hunter Racing	12	20:23.152	1:30.850	0.075	76.99	1:39.872	11	18	4
15	28	C	8	Tom WALKER	Yamaha R6 - TRW Racing	12	20:23.307	1:31.005	0.155	76.98	1:39.756	11	19	4
16	72		8	Nick BARNES	Yamaha R6 - Park Electric	11	18:56.192	1 Lap	1 Lap	75.98	1:40.250	10	24	8
17	44		9	James DUTTON	Yamaha R6 - AMR Motorcycles	11	19:00.289	1 Lap	4.097	75.70	1:40.920	11	22	5
18	89		10	David MUNRO	Yamaha R6 -	11	19:08.163	1 Lap	7.874	75.18	1:41.756	10	28	10
19	4	C	9	Kallum BEDWELL	Yamaha R6 - Connected To Homes Ltd/The Lash Bar	11	19:08.599	1 Lap	0.436	75.15	1:41.617	11	23	4
20	27	C	10	Timothy PETTS	Triumph DAYTONA 675 - Norfolk Triumph Racing Team	11	19:24.492	1 Lap	15.893	74.13	1:43.328	4	20	0
21	129	C	11	Adrian FALINSKI	Kawasaki ZX6R - ABLE Assist	11	19:24.590	1 Lap	0.098	74.12	1:42.628	10	17	-4
22	68	C	12	Neville OTTER	Kawasaki ZX6R - Spice Boy Racing	11	19:27.432	1 Lap	2.842	73.94	1:43.886	8	14	-8
23	58		11	Barry STEWART	Kawasaki ZX6R -	11	19:41.926	1 Lap	14.494	73.04	1:44.843	11	26	3
24	84	C	13	George HIGGINS	Yamaha R6 - Aztec Racing	11	19:46.487	1 Lap	4.561	72.75	1:45.640	8	16	-8
25	41	C	14	Tony PEACE	Yamaha R6 - Green Boilers and Heating	11	20:22.396	1 Lap	35.909	70.62	1:48.231	11	25	0

NOT CLASSIFIED

DNF	64	C		Jack ALLAN	Yamaha R6 - Blackwidow Exhaust	9	15:58.908	3 Laps	2 Laps	73.65	1:43.554	4	21	
DNF	224	C		Dan PRICE	Triumph DAYTONA 675 - Dp Racing	5	9:15.235	7 Laps	4 Laps	70.67	1:46.995	3	27	
DNF	78			Keith POVAH	Yamaha R6 - @crap.sack give us a follow!	0							8	

FASTEST LAP

76		Anthony JOHNSON	Yamaha R6 - Inta Motorcycle Services Ltd	3	1:33.321	84.09 mph	135.34 kph
440	C	Elijah EVERTON	Kawasaki NINJA 600 -	9	1:35.902	81.83 mph	131.69 kph

Comments:
Class - 92.5% of Race Speed = 76.93 mph
Class C - 92.5% of Race Speed = 74.67 mph

Weather / Track : Cloudy / Dry
These results are provisional until the conclusion of any judicial and technical matters.

Date: 07/07/2024 Start: 09:46 Finish: 10:05
Cadwell Park: 2.1800 miles

Clerk Of Course:	Stewards:	Timekeeper: Craig Smith	

Results can be found at www.tsl-timing.com

Printed - 10:09 Sunday, 07 July 2024

BMCRC - MRO Championships 2024 - Rnd 5 @ Cadwell Park

DART MRO 600 inc Clubman 600 & GP2/EVO

RACE 11 - LAP CHART

LAP 1 @ 09:48:07.675

NO	BEHIND	LAP TIME
76		1:38.582
5	2.471	1:41.053
56	3.359	1:41.941
440	4.679	1:43.261
3	5.042	1:43.624
91	6.083	1:44.665
531	7.270	1:45.852
67	7.629	1:46.211
39	7.803	1:46.385
35	8.183	1:46.765
74	8.925	1:47.507
54	11.383	1:49.965
81	11.470	1:50.052
28	11.881	1:50.463
910	13.536	1:52.118
129	14.847	1:53.429
44	15.039	1:53.621
4	15.937	1:54.519
64	16.918	1:55.500
27	17.469	1:56.051
72	18.672	1:57.254
84	18.941	1:57.523
89	19.158	1:57.740
224	19.890	1:58.472
58	19.968	1:58.550
68	20.354	1:58.936
41	22.160	2:00.742

LAP 2 @ 09:49:41.724

NO	BEHIND	LAP TIME
76		1:34.049
5	5.448	1:37.026
56	6.179	1:36.869
440	7.705	1:37.075
3	7.934	1:36.941
91	11.187	1:39.153
531	12.173	1:38.952
39	12.350	1:38.596
35	12.639	1:38.505
67	14.211	1:40.631
74	14.512	1:39.636
81	18.491	1:41.070
54	20.488	1:43.154
28	20.615	1:42.783
910	22.844	1:43.357
129	26.080	1:45.282
44	26.226	1:45.236
4	27.786	1:45.898
64	27.997	1:45.128
27	28.102	1:44.682
72	28.628	1:44.005
89	29.726	1:44.617
84	32.094	1:47.202
58	32.716	1:46.797
68	33.309	1:47.004
41	38.884	1:50.773
224	39.557	1:53.716

LAP 3 @ 09:51:15.045

NO	BEHIND	LAP TIME
76		1:33.321
5	8.341	1:36.214
56	8.572	1:35.714
440	11.225	1:36.841
3	11.415	1:36.802
91	17.332	1:39.466
531	18.070	1:39.218
39	18.172	1:39.143
35	18.532	1:39.214
67	21.783	1:40.893
74	22.130	1:40.939
81	25.041	1:39.871
28	28.735	1:41.441
54	29.784	1:42.617
910	31.432	1:41.909
129	37.722	1:44.963
44	37.874	1:44.969
4	39.131	1:44.666
72	39.273	1:43.966
64	41.162	1:46.486
27	41.556	1:46.775
89	41.900	1:45.495
84	45.335	1:46.562
58	45.906	1:46.511
68	46.349	1:46.361
224	53.231	1:46.995
41	56.877	1:51.314

LAP 4 @ 09:52:49.000

NO	BEHIND	LAP TIME
76		1:33.955
56	10.006	1:35.389
5	10.474	1:36.088
440	13.830	1:36.560
3	14.265	1:36.805
91	22.270	1:38.893
531	22.673	1:38.558
39	22.828	1:38.611
35	23.182	1:38.605
67	27.861	1:40.033
74	28.461	1:40.286
81	30.388	1:39.302
28	36.478	1:41.698
54	37.247	1:41.418
910	38.460	1:40.983
129	48.964	1:45.197
44	49.059	1:45.140
72	49.419	1:44.101
4	49.816	1:44.640
64	50.761	1:43.554
27	50.929	1:43.328
89	51.497	1:43.552
68	57.127	1:44.733
84	58.561	1:47.181
58	58.695	1:46.744
224	1:07.649	1:48.373
41	1:13.624	1:50.702

LAP 5 @ 09:54:22.526

NO	BEHIND	LAP TIME
76		1:33.526
5	12.840	1:35.892
56	12.982	1:36.502
440	16.931	1:36.627
3	17.561	1:36.822
91	27.191	1:38.447
531	27.448	1:38.301
39	27.536	1:38.234
35	28.048	1:38.392
67	34.095	1:39.760
74	34.641	1:39.706
81	35.876	1:39.014
28	44.279	1:41.327
54	44.882	1:41.161
910	45.817	1:40.883
44	58.151	1:42.618
72	58.527	1:42.634
4	59.787	1:43.497
129	1:01.838	1:46.400
89	1:01.917	1:43.946
64	1:02.636	1:45.401
27	1:02.808	1:45.405
68	1:08.037	1:44.436
84	1:12.679	1:47.644
58	1:12.994	1:47.825
224	1:21.802	1:47.679
41	1:29.874	1:49.776

LAP 6 @ 09:55:56.302

NO	BEHIND	LAP TIME
76		1:33.776
56	14.245	1:35.039
5	15.605	1:36.541
440	19.106	1:35.951
3	20.369	1:36.584
91	31.379	1:37.964
39	31.850	1:38.090
531	32.303	1:38.631
35	32.408	1:38.136
67	40.039	1:39.720
74	40.760	1:39.895
81	41.190	1:39.090
28	51.857	1:41.354
54	52.525	1:41.419
910	52.972	1:40.931
72	1:06.395	1:41.644
44	1:06.900	1:42.525
4	1:08.652	1:42.641
89	1:10.340	1:42.199
129	1:13.819	1:45.757
64	1:14.025	1:45.165
27	1:14.310	1:45.278
68	1:18.951	1:44.690
84	1:26.291	1:47.388
58	1:26.379	1:47.161

LAP 7 @ 09:57:30.057

NO	BEHIND	LAP TIME
76		1:33.755
41	1 Lap	1:49.626
56	15.606	1:35.116
5	18.956	1:37.106
440	22.054	1:36.703
3	22.738	1:36.124
91	35.564	1:37.940
35	35.741	1:37.088
39	36.035	1:37.940
531	36.355	1:37.807
67	46.349	1:40.065
74	46.982	1:39.977
81	47.198	1:39.763
910	59.700	1:40.483
54	59.864	1:41.094
28	1:00.202	1:42.100
72	1:13.521	1:40.881
44	1:14.633	1:41.488
4	1:18.678	1:43.781
89	1:18.887	1:42.302
64	1:24.716	1:44.446
27	1:24.925	1:44.370
129	1:26.110	1:46.046
68	1:29.661	1:44.465

LAP 8 @ 09:59:03.938

NO	BEHIND	LAP TIME
76		1:33.881
58	1 Lap	1:46.887
84	1 Lap	1:47.489
56	16.502	1:34.777
5	22.498	1:37.423
440	24.409	1:36.236
3	25.436	1:36.579
41	1 Lap	1:51.275
35	38.295	1:36.435
91	39.351	1:37.668
39	40.100	1:37.946
531	40.679	1:38.205
67	51.911	1:39.443
74	52.383	1:39.282
81	52.805	1:39.488
910	1:06.499	1:40.680
54	1:06.626	1:40.643
28	1:06.949	1:40.628
72	1:20.250	1:40.610
44	1:21.849	1:41.097
89	1:27.154	1:42.148
4	1:27.773	1:42.976

LAP 9 @ 10:00:38.031

NO	BEHIND	LAP TIME
76		1:34.093
27	1 Lap	1:44.124
64	1 Lap	1:46.195
129	1 Lap	1:45.080
68	1 Lap	1:43.886
58	1 Lap	1:45.205
84	1 Lap	1:45.640
56	17.702	1:35.293
5	25.341	1:36.936
440	26.218	1:35.902
3	27.371	1:36.028
35	40.697	1:36.495
91	43.824	1:38.566
39	44.872	1:38.865
531	44.915	1:38.329
41	1 Lap	1:49.718
67	56.599	1:38.781
81	57.119	1:38.407
74	57.686	1:39.396
910	1:13.306	1:40.900
54	1:13.611	1:41.078
28	1:13.836	1:40.980
72	1:26.598	1:40.441
44	1:29.009	1:41.253

LAP 10 @ 10:02:12.486

NO	BEHIND	LAP TIME
76		1:34.455
89	1 Lap	1:41.878
4	1 Lap	1:42.033
27	1 Lap	1:45.138
129	1 Lap	1:44.922
68	1 Lap	1:44.247
64	1 Lap	1:47.033
56	18.915	1:35.668
58	1 Lap	1:45.232
5	28.695	1:37.809
440	29.218	1:37.455
3	29.607	1:36.691
84	1 Lap	1:46.957
35	42.279	1:36.037
91	47.407	1:38.038
531	47.587	1:37.127
39	48.122	1:37.705
41	1 Lap	1:49.816
81	1:01.018	1:38.354
67	1:01.582	1:39.438
74	1:02.373	1:39.142
910	1:18.515	1:39.664
54	1:19.573	1:40.417
28	1:19.902	1:40.521
72	1:32.393	1:40.250

LAP 11 @ 10:03:47.455

NO	BEHIND	LAP TIME
76		1:34.969
44	1 Lap	1:41.422
89	1 Lap	1:41.756
4	1 Lap	1:42.331
27	1 Lap	1:44.161
129	1 Lap	1:42.628
68	1 Lap	1:44.110
56	24.737	1:40.791
5	30.429	1:36.703
440	31.232	1:36.983
3	31.564	1:36.926
58	1 Lap	1:46.171
84	1 Lap	1:46.436
35	44.102	1:36.792
531	50.114	1:37.496
91	51.225	1:38.787
39	51.384	1:38.231
81	1:06.929	1:40.880
67	1:07.460	1:40.847
74	1:08.059	1:40.655
41	1 Lap	1:50.423
910	1:24.045	1:40.499
54	1:24.476	1:39.872
28	1:24.689	1:39.756

LAP 12 @ 10:05:21.395

NO	BEHIND	LAP TIME
76		1:33.940
72	1 Lap	1:40.406
44	1 Lap	1:40.920
89	1 Lap	1:42.530
4	1 Lap	1:41.617
56	28.409	1:37.612
27	1 Lap	1:45.180

Weather / Track : Cloudy / Dry

Cadwell Park: 2.1800 miles
Date: 07/07/2024 Start: 09:46 Finish: 10:05

BMCRC - MRO Championships 2024 - Rnd 5 @ Cadwell Park

DART MRO 600 inc Clubman 600 & GP2/EVO

RACE 11 - LAP CHART

129	1 Lap	1:44.886
5	32.554	1:36.065
440	34.158	1:36.866
3	35.074	1:37.450
68	1 Lap	1:44.564
35	46.518	1:36.356
58	1 Lap	1:44.843
531	53.028	1:36.854
84	1 Lap	1:46.465
39	55.109	1:37.665
91	56.630	1:39.345
81	1:12.592	1:39.603
74	1:13.022	1:38.903
67	1:13.244	1:39.724
41	1 Lap	1:48.231
910	1:30.775	1:40.670
54	1:30.850	1:40.314
28	1:31.005	1:40.256

Weather / Track : Cloudy / Dry

Cadwell Park: 2.1800 miles
Date: 07/07/2024 Start: 09:46 Finish: 10:05

BMCRC - MRO Championships 2024 - Rnd 5 @ Cadwell Park

DART MRO 600 inc Clubman 600 & GP2/EVO

RACE 11 - POSITION CHART

No	Name	Lap Pos	1	2	3	4	5	6	7	8	9	10	11	12
76	JOHNSON	1	76	76	76	76	76	76	76	76	76	76	76	76
5	MACRAE	2	5	5	5	56	5	56	56	56	56	56	56	56
56	MILLS	3	56	56	56	5	56	5	5	5	5	5	5	5
91	HIRST	4	440	440	440	440	440	440	440	440	440	440	440	440
440	EVERTON	5	3	3	3	3	3	3	3	3	3	3	3	3
67	ANSELL	6	91	91	91	91	91	91	91	35	35	35	35	35
39	MONK	7	531	531	531	531	531	39	35	91	91	91	531	531
78	POVAH	8	67	39	39	39	39	531	39	39	39	531	91	39
531	KOURTI	9	39	35	35	35	35	35	531	531	531	39	39	91
3	LAMBDEN	10	35	67	67	67	67	67	67	67	67	81	81	81
35	DICKINSON	11	74	74	74	74	74	74	74	74	81	67	67	74
910	GOWER	12	54	81	81	81	81	81	81	81	74	74	74	67
81	McMULLAN	13	81	54	28	28	28	28	910	910	910	910	910	910
68	OTTER	14	28	28	54	54	54	54	54	54	54	54	54	54
74	VAUGHAN	15	910	910	910	910	910	910	28	28	28	28	28	28
84	HIGGINS	16	129	129	129	129	44	72	72	72	72	72	72	
129	FALINSKI	17	44	44	44	44	72	44	44	44	44	44	44	
54	ANDERTON	18	4	4	4	72	4	4	4	89	89	89	89	
28	WALKER	19	64	64	72	4	129	89	89	4	4	4	4	
27	PETTS	20	27	27	64	64	89	129	64	27	27	27	27	
64	ALLAN	21	72	72	27	27	64	64	27	64	129	129	129	
44	DUTTON	22	84	89	89	89	27	27	129	129	68	68	68	
4	BEDWELL	23	89	84	84	68	68	68	68	68	64	58	58	
72	BARNES	24	224	58	58	84	84	84	58	58	58	84	84	
41	PEACE	25	58	68	68	58	58	58	84	84	84	41	41	
58	STEWART	26	68	41	224	224	224	41	41	41	41			
224	PRICE	27	41	224	41	41	41							
89	MUNRO	28												

Weather / Track : Cloudy / Dry

Cadwell Park: 2.1800 miles
Date: 07/07/2024 Start: 09:46 Finish: 10:05

Results can be found at www.tsl-timing.com

Printed - 10:09 Sunday, 07 July 2024

BMCRC - MRO Championships 2024 - Rnd 5 @ Cadwell Park

DART MRO 600 inc Clubman 600 & GP2/EVO

RACE 11 - SECTOR ANALYSIS

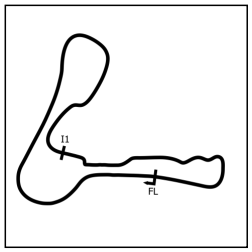

SECTOR 1 = FL to I1, SECTOR 2 = I1 to FL, DIFF = Difference To Personal Best Lap, P = Crossed Finish Line in Pit Lane, D = Time Disallowed

P1 76 Anthony JOHNSON Yamaha R6 - Inta Motorcycle Services Ltd

IDEAL LAP TIME : 1:32.841 BEST LAP TIME : 1:33.321 DIFFERENCE : 0.480

LAP	SECTOR 1	SECTOR 2	LAP TIME	MPH	DIFF	TIME OF DAY
1 -		39.675	1:38.582	79.60	5.261	09:48:07.675
2 -	54.498	39.551	1:34.049	83.44	0.728	09:49:41.724
3 -	53.928	39.393	***1:33.321 (1)***	***84.09***		***09:51:15.045***
4 -	54.362	39.593	1:33.955	83.53	0.634	09:52:49.000
5 -	54.431	***39.095***	1:33.526 **(2)**	83.91	0.205	09:54:22.526
6 -	54.286	39.490	1:33.776	83.68	0.455	09:55:56.302
7 -	54.496	39.259	1:33.755 **(3)**	83.70	0.434	09:57:30.057
8 -	54.670	39.211	1:33.881	83.59	0.560	09:59:03.938
9 -	54.003	40.090	1:34.093	83.40	0.772	10:00:38.031
10 -	***53.746***	40.709	1:34.455	83.08	1.134	10:02:12.486
11 -	54.304	40.665	1:34.969	82.63	1.648	10:03:47.455
12 -	54.377	39.563	1:33.940	83.54	0.619	10:05:21.395

P2 56 Michael MILLS Yamaha R6 - A51 Racing, The Wokingham Bar Company

IDEAL LAP TIME : 1:34.727 BEST LAP TIME : 1:34.777 DIFFERENCE : 0.050

LAP	SECTOR 1	SECTOR 2	LAP TIME	MPH	DIFF	TIME OF DAY
1 -		40.508	1:41.941	76.98	7.164	09:48:11.034
2 -	55.761	41.108	1:36.869	81.01	2.092	09:49:47.903
3 -	55.573	40.141	1:35.714	81.99	0.937	09:51:23.617
4 -	55.582	39.807	1:35.389	82.27	0.612	09:52:59.006
5 -	56.237	40.265	1:36.502	81.32	1.725	09:54:35.508
6 -	55.364	***39.675***	1:35.039 **(2)**	82.57	0.262	09:56:10.547
7 -	55.181	39.935	1:35.116 **(3)**	82.51	0.339	09:57:45.663
8 -	***55.052***	39.725	***1:34.777 (1)***	***82.80***		***09:59:20.440***
9 -	55.465	39.828	1:35.293	82.35	0.516	10:00:55.733
10 -	55.689	39.979	1:35.668	82.03	0.891	10:02:31.401
11 -	1:00.305	40.486	1:40.791	77.86	6.014	10:04:12.192
12 -	57.023	40.589	1:37.612	80.40	2.835	10:05:49.804

P3 5 Luke MACRAE Triumph 765 - Bournephoto.co.uk

IDEAL LAP TIME : 1:35.382 BEST LAP TIME : 1:35.892 DIFFERENCE : 0.510

LAP	SECTOR 1	SECTOR 2	LAP TIME	MPH	DIFF	TIME OF DAY
1 -		40.727	1:41.053	77.66	5.161	09:48:10.146
2 -	56.301	40.725	1:37.026	80.88	1.134	09:49:47.172
3 -	55.903	40.311	1:36.214	81.56	0.322	09:51:23.386
4 -	56.070	***40.018***	1:36.088 **(3)**	81.67	0.196	09:52:59.474
5 -	55.368	40.524	***1:35.892 (1)***	***81.84***		***09:54:35.366***
6 -	56.283	40.258	1:36.541	81.29	0.649	09:56:11.907
7 -	56.264	40.842	1:37.106	80.81	1.214	09:57:49.013
8 -	57.031	40.392	1:37.423	80.55	1.531	09:59:26.436
9 -	56.217	40.719	1:36.936	80.96	1.044	10:01:03.372
10 -	56.214	41.595	1:37.809	80.23	1.917	10:02:41.181
11 -	56.512	40.191	1:36.703	81.15	0.811	10:04:17.884
12 -	***55.364***	40.701	1:36.065 **(2)**	81.69	0.173	10:05:53.949

Weather / Track : Cloudy / Dry

Cadwell Park: 2.1800 miles
Date: 07/07/2024 Start: 09:46 Finish: 10:05

BMCRC - MRO Championships 2024 - Rnd 5 @ Cadwell Park

DART MRO 600 inc Clubman 600 & GP2/EVO

RACE 11 - SECTOR ANALYSIS

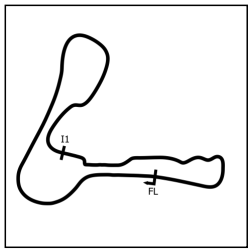

SECTOR 1 = FL to I1, SECTOR 2 = I1 to FL, DIFF = Difference To Personal Best Lap, P = Crossed Finish Line in Pit Lane, D = Time Disallowed

P4 440 C Elijah EVERTON Kawasaki NINJA 600 -

IDEAL LAP TIME : 1:35.732 BEST LAP TIME : 1:35.902 DIFFERENCE : 0.170

LAP	SECTOR 1	SECTOR 2	LAP TIME	MPH	DIFF	TIME OF DAY
1 -		40.682	1:43.261	76.00	7.359	09:48:12.354
2 -	56.632	40.443	1:37.075	80.84	1.173	09:49:49.429
3 -	56.352	40.489	1:36.841	81.04	0.939	09:51:26.270
4 -	56.134	40.426	1:36.560	81.27	0.658	09:53:02.830
5 -	56.278	40.349	1:36.627	81.22	0.725	09:54:39.457
6 -	55.710	***40.241***	1:35.951 **(2)**	81.79	0.049	09:56:15.408
7 -	56.019	40.684	1:36.703	81.15	0.801	09:57:52.111
8 -	55.885	40.351	1:36.236 **(3)**	81.55	0.334	09:59:28.347
9 -	***55.491***	40.411	***1:35.902*** **(1)**	***81.83***		***10:01:04.249***
10 -	55.775	41.680	1:37.455	80.53	1.553	10:02:41.704
11 -	56.243	40.740	1:36.983	80.92	1.081	10:04:18.687
12 -	55.743	41.123	1:36.866	81.01	0.964	10:05:55.553

P5 3 Joey LAMBDEN Kawasaki 636 -

IDEAL LAP TIME : 1:35.796 BEST LAP TIME : 1:36.028 DIFFERENCE : 0.232

LAP	SECTOR 1	SECTOR 2	LAP TIME	MPH	DIFF	TIME OF DAY
1 -		40.426	1:43.624	75.73	7.596	09:48:12.717
2 -	56.452	40.489	1:36.941	80.95	0.913	09:49:49.658
3 -	56.381	40.421	1:36.802	81.07	0.774	09:51:26.460
4 -	56.491	40.314	1:36.805	81.07	0.777	09:53:03.265
5 -	56.100	40.722	1:36.822	81.05	0.794	09:54:40.087
6 -	55.924	40.660	1:36.584	81.25	0.556	09:56:16.671
7 -	55.902	***40.222***	1:36.124 **(2)**	81.64	0.096	09:57:52.795
8 -	55.897	40.682	1:36.579 **(3)**	81.26	0.551	09:59:29.374
9 -	55.800	40.228	***1:36.028*** **(1)**	***81.72***		***10:01:05.402***
10 -	***55.574***	41.117	1:36.691	81.16	0.663	10:02:42.093
11 -	56.044	40.882	1:36.926	80.96	0.898	10:04:19.019
12 -	55.693	41.757	1:37.450	80.53	1.422	10:05:56.469

P6 35 Kai DICKINSON Kawasaki ZX636 -

IDEAL LAP TIME : 1:35.996 BEST LAP TIME : 1:36.037 DIFFERENCE : 0.041

LAP	SECTOR 1	SECTOR 2	LAP TIME	MPH	DIFF	TIME OF DAY
1 -		41.499	1:46.765	73.50	10.728	09:48:15.858
2 -	57.612	40.893	1:38.505	79.67	2.468	09:49:54.363
3 -	57.773	41.441	1:39.214	79.10	3.177	09:51:33.577
4 -	57.441	41.164	1:38.605	79.59	2.568	09:53:12.182
5 -	57.115	41.277	1:38.392	79.76	2.355	09:54:50.574
6 -	56.952	41.184	1:38.136	79.97	2.099	09:56:28.710
7 -	56.143	40.945	1:37.088	80.83	1.051	09:58:05.798
8 -	56.163	40.272	1:36.435 **(3)**	81.38	0.398	09:59:42.233
9 -	***55.914***	40.581	1:36.495	81.33	0.458	10:01:18.728
10 -	55.955	***40.082***	***1:36.037*** **(1)**	***81.71***		***10:02:54.765***
11 -	56.208	40.584	1:36.792	81.08	0.755	10:04:31.557
12 -	55.927	40.429	1:36.356 **(2)**	81.44	0.319	10:06:07.913

Weather / Track : Cloudy / Dry

Cadwell Park: 2.1800 miles

Date: 07/07/2024 Start: 09:46 Finish: 10:05

BMCRC - MRO Championships 2024 - Rnd 5 @ Cadwell Park

DART MRO 600 inc Clubman 600 & GP2/EVO

RACE 11 - SECTOR ANALYSIS

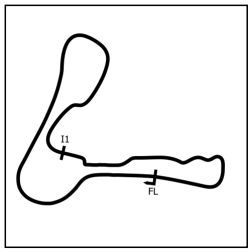

SECTOR 1 = FL to I1, SECTOR 2 = I1 to FL, DIFF = Difference To Personal Best Lap, P = Crossed Finish Line in Pit Lane, D = Time Disallowed

P7 531 C Jake KOURTI — Yamaha R6 - Red Mist Ltd/ GK Tree Surgeons Ltd/JWG Motorc

IDEAL LAP TIME : 1:36.417 BEST LAP TIME : 1:36.854 DIFFERENCE : 0.437

LAP	SECTOR 1	SECTOR 2	LAP TIME	MPH	DIFF	TIME OF DAY
1 -		41.734	1:45.852	74.14	8.998	09:48:14.945
2 -	57.501	41.451	1:38.952	79.31	2.098	09:49:53.897
3 -	57.814	41.404	1:39.218	79.09	2.364	09:51:33.115
4 -	57.473	41.085	1:38.558	79.62	1.704	09:53:11.673
5 -	57.232	41.069	1:38.301	79.83	1.447	09:54:49.974
6 -	57.140	41.491	1:38.631	79.56	1.777	09:56:28.605
7 -	57.210	***40.597***	1:37.807	80.24	0.953	09:58:06.412
8 -	57.172	41.033	1:38.205	79.91	1.351	09:59:44.617
9 -	56.824	41.505	1:38.329	79.81	1.475	10:01:22.946
10 -	56.321	40.806	1:37.127 **(2)**	80.80	0.273	10:03:00.073
11 -	56.526	40.970	1:37.496 **(3)**	80.49	0.642	10:04:37.569
12 -	***55.820***	41.034	***1:36.854*** **(1)**	***81.02***		***10:06:14.423***

P8 39 C Aaron MONK — Kawasaki NINJA 636 - flyaspitfire.co.uk

IDEAL LAP TIME : 1:37.245 BEST LAP TIME : 1:37.665 DIFFERENCE : 0.420

LAP	SECTOR 1	SECTOR 2	LAP TIME	MPH	DIFF	TIME OF DAY
1 -		41.675	1:46.385	73.76	8.720	09:48:15.478
2 -	57.278	41.318	1:38.596	79.59	0.931	09:49:54.074
3 -	57.797	41.346	1:39.143	79.15	1.478	09:51:33.217
4 -	57.452	41.159	1:38.611	79.58	0.946	09:53:11.828
5 -	57.213	41.021	1:38.234	79.89	0.569	09:54:50.062
6 -	57.216	40.874	1:38.090	80.00	0.425	09:56:28.152
7 -	57.144	40.796	1:37.940 **(3)**	80.13	0.275	09:58:06.092
8 -	57.161	40.785	1:37.946	80.12	0.281	09:59:44.038
9 -	57.019	41.846	1:38.865	79.38	1.200	10:01:22.903
10 -	57.052	***40.653***	1:37.705 **(2)**	80.32	0.040	10:03:00.608
11 -	56.889	41.342	1:38.231	79.89	0.566	10:04:38.839
12 -	***56.592***	41.073	***1:37.665*** **(1)**	***80.35***		***10:06:16.504***

P9 91 Sam HIRST — Kawasaki ZX-636 - Team Valley Racing

IDEAL LAP TIME : 1:37.300 BEST LAP TIME : 1:37.668 DIFFERENCE : 0.368

LAP	SECTOR 1	SECTOR 2	LAP TIME	MPH	DIFF	TIME OF DAY
1 -		41.798	1:44.665	74.98	6.997	09:48:13.758
2 -	57.335	41.818	1:39.153	79.15	1.485	09:49:52.911
3 -	57.847	41.619	1:39.466	78.90	1.798	09:51:32.377
4 -	57.508	41.385	1:38.893	79.35	1.225	09:53:11.270
5 -	57.317	41.130	1:38.447	79.71	0.779	09:54:49.717
6 -	56.932	41.032	1:37.964 **(3)**	80.11	0.296	09:56:27.681
7 -	57.074	40.866	1:37.940 **(2)**	80.13	0.272	09:58:05.621
8 -	57.015	***40.653***	***1:37.668*** **(1)**	***80.35***		***09:59:43.289***
9 -	***56.647***	41.919	1:38.566	79.62	0.898	10:01:21.855
10 -	57.097	40.941	1:38.038	80.05	0.370	10:02:59.893
11 -	57.348	41.439	1:38.787	79.44	1.119	10:04:38.680
12 -	57.633	41.712	1:39.345	78.99	1.677	10:06:18.025

Weather / Track : Cloudy / Dry

Cadwell Park: 2.1800 miles
Date: 07/07/2024 Start: 09:46 Finish: 10:05

BMCRC - MRO Championships 2024 - Rnd 5 @ Cadwell Park

DART MRO 600 inc Clubman 600 & GP2/EVO

RACE 11 - SECTOR ANALYSIS

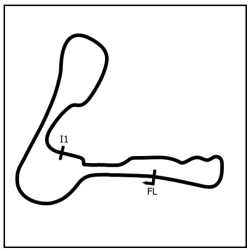

SECTOR 1 = FL to I1, SECTOR 2 = I1 to FL, DIFF = Difference To Personal Best Lap, P = Crossed Finish Line in Pit Lane, D = Time Disallowed

P10 81 Fred McMULLAN Kawasaki ZX636 - Orwell Motorcycles ipswich

IDEAL LAP TIME : 1:38.017 BEST LAP TIME : 1:38.354 DIFFERENCE : 0.337

LAP	SECTOR 1	SECTOR 2	LAP TIME	MPH	DIFF	TIME OF DAY
1 -		42.704	1:50.052	71.31	11.698	09:48:19.145
2 -	58.646	42.424	1:41.070	77.64	2.716	09:50:00.215
3 -	57.902	41.969	1:39.871	78.58	1.517	09:51:40.086
4 -	57.564	41.738	1:39.302	79.03	0.948	09:53:19.388
5 -	57.326	41.688	1:39.014 **(3)**	79.26	0.660	09:54:58.402
6 -	57.338	41.752	1:39.090	79.20	0.736	09:56:37.492
7 -	58.040	41.723	1:39.763	78.66	1.409	09:58:17.255
8 -	57.781	41.707	1:39.488	78.88	1.134	09:59:56.743
9 -	57.118	***41.289***	1:38.407 **(2)**	79.75	0.053	10:01:35.150
10 -	***56.728***	41.626	***1:38.354*** **(1)**	***79.79***		***10:03:13.504***
11 -	57.914	42.966	1:40.880	77.79	2.526	10:04:54.384
12 -	57.450	42.153	1:39.603	78.79	1.249	10:06:33.987

P11 74 C Tom VAUGHAN Yamaha R6 - Lamonde Automation Ltd, Smiths Mechanical Sup

IDEAL LAP TIME : 1:38.671 BEST LAP TIME : 1:38.903 DIFFERENCE : 0.232

LAP	SECTOR 1	SECTOR 2	LAP TIME	MPH	DIFF	TIME OF DAY
1 -		41.947	1:47.507	72.99	8.604	09:48:16.600
2 -	57.809	41.827	1:39.636	78.76	0.733	09:49:56.236
3 -	58.925	42.014	1:40.939	77.75	2.036	09:51:37.175
4 -	58.541	41.745	1:40.286	78.25	1.383	09:53:17.461
5 -	58.038	41.668	1:39.706	78.71	0.803	09:54:57.167
6 -	58.199	41.696	1:39.895	78.56	0.992	09:56:37.062
7 -	58.241	41.736	1:39.977	78.49	1.074	09:58:17.039
8 -	57.745	41.537	1:39.282 **(3)**	79.04	0.379	09:59:56.321
9 -	57.882	***41.514***	1:39.396	78.95	0.493	10:01:35.717
10 -	***57.157***	41.985	1:39.142 **(2)**	79.15	0.239	10:03:14.859
11 -	58.375	42.280	1:40.655	77.96	1.752	10:04:55.514
12 -	57.159	41.744	***1:38.903*** **(1)**	***79.35***		***10:06:34.417***

P12 67 C Edward ANSELL Triumph 675 - E a Ansell contractors

IDEAL LAP TIME : 1:38.781 BEST LAP TIME : 1:38.781 DIFFERENCE : 0.000

LAP	SECTOR 1	SECTOR 2	LAP TIME	MPH	DIFF	TIME OF DAY
1 -		41.907	1:46.211	73.89	7.430	09:48:15.304
2 -	58.711	41.920	1:40.631	77.98	1.850	09:49:55.935
3 -	58.877	42.016	1:40.893	77.78	2.112	09:51:36.828
4 -	58.464	41.569	1:40.033	78.45	1.252	09:53:16.861
5 -	58.300	41.460	1:39.760	78.66	0.979	09:54:56.621
6 -	58.323	41.397	1:39.720	78.70	0.939	09:56:36.341
7 -	58.562	41.503	1:40.065	78.42	1.284	09:58:16.406
8 -	57.950	41.493	1:39.443 **(3)**	78.92	0.662	09:59:55.849
9 -	***57.675***	***41.106***	***1:38.781*** **(1)**	***79.44***		***10:01:34.630***
10 -	57.916	41.522	1:39.438 **(2)**	78.92	0.657	10:03:14.068
11 -	58.159	42.688	1:40.847	77.82	2.066	10:04:54.915
12 -	58.321	41.403	1:39.724	78.69	0.943	10:06:34.639

Weather / Track : Cloudy / Dry

Cadwell Park: 2.1800 miles
Date: 07/07/2024 Start: 09:46 Finish: 10:05

BMCRC - MRO Championships 2024 - Rnd 5 @ Cadwell Park

DART MRO 600 inc Clubman 600 & GP2/EVO

RACE 11 - SECTOR ANALYSIS

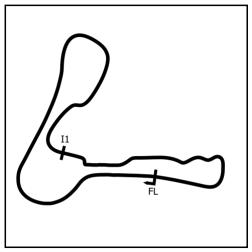

SECTOR 1 = FL to I1, SECTOR 2 = I1 to FL, DIFF = Difference To Personal Best Lap, P = Crossed Finish Line in Pit Lane, D = Time Disallowed

P13 910 C Harry GOWER Triumph DAYTONA 675 - RG Racing

IDEAL LAP TIME : 1:39.664 BEST LAP TIME : 1:39.664 DIFFERENCE : 0.000

LAP	SECTOR 1	SECTOR 2	LAP TIME	MPH	DIFF	TIME OF DAY
1 -		43.809	1:52.118	69.99	12.454	09:48:21.211
2 -	1:00.142	43.215	1:43.357	75.93	3.693	09:50:04.568
3 -	59.263	42.646	1:41.909	77.01	2.245	09:51:46.477
4 -	58.898	42.085	1:40.983	77.71	1.319	09:53:27.460
5 -	58.484	42.399	1:40.883	77.79	1.219	09:55:08.343
6 -	58.525	42.406	1:40.931	77.75	1.267	09:56:49.274
7 -	57.773	42.710	1:40.483 **(2)**	78.10	0.819	09:58:29.757
8 -	58.343	42.337	1:40.680	77.95	1.016	10:00:10.437
9 -	58.746	42.154	1:40.900	77.78	1.236	10:01:51.337
10 -	***57.659***	***42.005***	***1:39.664*** **(1)**	***78.74***		***10:03:31.001***
11 -	58.182	42.317	1:40.499 **(3)**	78.09	0.835	10:05:11.500
12 -	58.377	42.293	1:40.670	77.95	1.006	10:06:52.170

P14 54 C Jake ANDERTON Yamaha R6 - Hunter Racing

IDEAL LAP TIME : 1:39.728 BEST LAP TIME : 1:39.872 DIFFERENCE : 0.144

LAP	SECTOR 1	SECTOR 2	LAP TIME	MPH	DIFF	TIME OF DAY
1 -		43.542	1:49.965	71.36	10.093	09:48:19.058
2 -	59.547	43.607	1:43.154	76.08	3.282	09:50:02.212
3 -	59.713	42.904	1:42.617	76.47	2.745	09:51:44.829
4 -	58.951	42.467	1:41.418	77.38	1.546	09:53:26.247
5 -	58.563	42.598	1:41.161	77.57	1.289	09:55:07.408
6 -	58.587	42.832	1:41.419	77.38	1.547	09:56:48.827
7 -	58.038	43.056	1:41.094	77.63	1.222	09:58:29.921
8 -	58.464	42.179	1:40.643	77.97	0.771	10:00:10.564
9 -	58.961	***42.117***	1:41.078	77.64	1.206	10:01:51.642
10 -	57.956	42.461	1:40.417 **(3)**	78.15	0.545	10:03:32.059
11 -	***57.611***	42.261	***1:39.872*** **(1)**	***78.58***		***10:05:11.931***
12 -	57.898	42.416	1:40.314 **(2)**	78.23	0.442	10:06:52.245

P15 28 C Tom WALKER Yamaha R6 - TRW Racing

IDEAL LAP TIME : 1:39.661 BEST LAP TIME : 1:39.756 DIFFERENCE : 0.095

LAP	SECTOR 1	SECTOR 2	LAP TIME	MPH	DIFF	TIME OF DAY
1 -		42.616	1:50.463	71.04	10.707	09:48:19.556
2 -	59.283	43.500	1:42.783	76.35	3.027	09:50:02.339
3 -	59.310	42.131	1:41.441	77.36	1.685	09:51:43.780
4 -	59.103	42.595	1:41.698	77.17	1.942	09:53:25.478
5 -	59.049	42.278	1:41.327	77.45	1.571	09:55:06.805
6 -	58.713	42.641	1:41.354	77.43	1.598	09:56:48.159
7 -	59.380	42.720	1:42.100	76.86	2.344	09:58:30.259
8 -	58.663	41.965	1:40.628	77.99	0.872	10:00:10.887
9 -	59.121	41.859	1:40.980	77.71	1.224	10:01:51.867
10 -	58.336	42.185	1:40.521 **(3)**	78.07	0.765	10:03:32.388
11 -	***57.899***	41.857	***1:39.756*** **(1)**	***78.67***		***10:05:12.144***
12 -	58.494	***41.762***	1:40.256 **(2)**	78.28	0.500	10:06:52.400

Weather / Track : Cloudy / Dry

Cadwell Park: 2.1800 miles
Date: 07/07/2024 Start: 09:46 Finish: 10:05

BMCRC - MRO Championships 2024 - Rnd 5 @ Cadwell Park

DART MRO 600 inc Clubman 600 & GP2/EVO

RACE 11 - SECTOR ANALYSIS

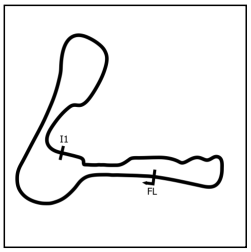

SECTOR 1 = FL to I1, SECTOR 2 = I1 to FL, DIFF = Difference To Personal Best Lap, P = Crossed Finish Line in Pit Lane, D = Time Disallowed

P16 72 Nick BARNES Yamaha R6 - Park Electric

IDEAL LAP TIME : 1:39.569 BEST LAP TIME : 1:40.250 DIFFERENCE : 0.681

LAP	SECTOR 1	SECTOR 2	LAP TIME	MPH	DIFF	TIME OF DAY
1 -		45.009	1:57.254	66.93	17.004	09:48:26.347
2 -	1:00.089	43.916	1:44.005	75.45	3.755	09:50:10.352
3 -	1:01.425	42.541	1:43.966	75.48	3.716	09:51:54.318
4 -	59.809	44.292	1:44.101	75.38	3.851	09:53:38.419
5 -	59.900	42.734	1:42.634	76.46	2.384	09:55:21.053
6 -	58.808	42.836	1:41.644	77.21	1.394	09:57:02.697
7 -	58.723	42.158	1:40.881	77.79	0.631	09:58:43.578
8 -	58.311	42.299	1:40.610	78.00	0.360	10:00:24.188
9 -	58.484	***41.957***	1:40.441 **(3)**	78.13	0.191	10:02:04.629
10 -	58.127	42.123	***1:40.250*** **(1)**	***78.28***		***10:03:44.879***
11 -	***57.612***	42.794	1:40.406 **(2)**	78.16	0.156	10:05:25.285

P17 44 James DUTTON Yamaha R6 - AMR Motorcycles

IDEAL LAP TIME : 1:40.899 BEST LAP TIME : 1:40.920 DIFFERENCE : 0.021

LAP	SECTOR 1	SECTOR 2	LAP TIME	MPH	DIFF	TIME OF DAY
1 -		44.399	1:53.621	69.07	12.701	09:48:22.714
2 -	1:00.941	44.295	1:45.236	74.57	4.316	09:50:07.950
3 -	1:00.880	44.089	1:44.969	74.76	4.049	09:51:52.919
4 -	1:00.990	44.150	1:45.140	74.64	4.220	09:53:38.059
5 -	59.871	42.747	1:42.618	76.47	1.698	09:55:20.677
6 -	59.772	42.753	1:42.525	76.54	1.605	09:57:03.202
7 -	59.149	***42.339***	1:41.488	77.33	0.568	09:58:44.690
8 -	58.724	42.373	1:41.097 **(2)**	77.62	0.177	10:00:25.787
9 -	58.736	42.517	1:41.253 **(3)**	77.50	0.333	10:02:07.040
10 -	58.783	42.639	1:41.422	77.38	0.502	10:03:48.462
11 -	***58.560***	42.360	***1:40.920*** **(1)**	***77.76***		***10:05:29.382***

P18 89 David MUNRO Yamaha R6 -

IDEAL LAP TIME : 1:41.236 BEST LAP TIME : 1:41.756 DIFFERENCE : 0.520

LAP	SECTOR 1	SECTOR 2	LAP TIME	MPH	DIFF	TIME OF DAY
1 -		45.304	1:57.740	66.65	15.984	09:48:26.833
2 -	1:00.806	43.811	1:44.617	75.01	2.861	09:50:11.450
3 -	1:01.221	44.274	1:45.495	74.39	3.739	09:51:56.945
4 -	1:00.017	43.535	1:43.552	75.78	1.796	09:53:40.497
5 -	1:00.058	43.888	1:43.946	75.50	2.190	09:55:24.443
6 -	58.944	43.255	1:42.199	76.79	0.443	09:57:06.642
7 -	59.341	42.961	1:42.302	76.71	0.546	09:58:48.944
8 -	59.610	***42.538***	1:42.148 **(3)**	76.83	0.392	10:00:31.092
9 -	58.906	42.972	1:41.878 **(2)**	77.03	0.122	10:02:12.970
10 -	***58.698***	43.058	***1:41.756*** **(1)**	***77.12***		***10:03:54.726***
11 -	59.436	43.094	1:42.530	76.54	0.774	10:05:37.256

P19 4 C Kallum BEDWELL Yamaha R6 - Connected To Homes Ltd/The Lash Bar

IDEAL LAP TIME : 1:41.450 BEST LAP TIME : 1:41.617 DIFFERENCE : 0.167

LAP	SECTOR 1	SECTOR 2	LAP TIME	MPH	DIFF	TIME OF DAY
1 -		43.807	1:54.519	68.53	12.902	09:48:23.612
2 -	1:01.729	44.169	1:45.898	74.10	4.281	09:50:09.510
3 -	1:01.680	42.986	1:44.666	74.98	3.049	09:51:54.176
4 -	1:00.682	43.958	1:44.640	75.00	3.023	09:53:38.816
5 -	1:01.017	***42.480***	1:43.497	75.82	1.880	09:55:22.313
6 -	1:00.076	42.565	1:42.641	76.46	1.024	09:57:04.954
7 -	1:00.500	43.281	1:43.781	75.62	2.164	09:58:48.735
8 -	1:00.215	42.761	1:42.976	76.21	1.359	10:00:31.711
9 -	59.072	42.961	1:42.033 **(2)**	76.91	0.416	10:02:13.744
10 -	59.446	42.885	1:42.331 **(3)**	76.69	0.714	10:03:56.075
11 -	***58.970***	42.647	***1:41.617*** **(1)**	***77.23***		***10:05:37.692***

Weather / Track : Cloudy / Dry

Cadwell Park: 2.1800 miles
Date: 07/07/2024 Start: 09:46 Finish: 10:05

BMCRC - MRO Championships 2024 - Rnd 5 @ Cadwell Park

DART MRO 600 inc Clubman 600 & GP2/EVO

RACE 11 - SECTOR ANALYSIS

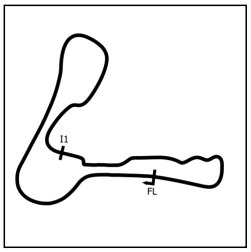

SECTOR 1 = FL to I1, SECTOR 2 = I1 to FL, DIFF = Difference To Personal Best Lap, P = Crossed Finish Line in Pit Lane, D = Time Disallowed

P20 27 C Timothy PETTS Triumph DAYTONA 675 - Norfolk Triumph Racing Team

IDEAL LAP TIME : 1:43.328 BEST LAP TIME : 1:43.328 DIFFERENCE : 0.000

LAP	SECTOR 1	SECTOR 2	LAP TIME	MPH	DIFF	TIME OF DAY
1 -		44.183	1:56.051	67.62	12.723	09:48:25.144
2 -	1:00.644	44.038	1:44.682	74.97	1.354	09:50:09.826
3 -	1:02.620	44.155	1:46.775	73.50	3.447	09:51:56.601
4 -	***59.923***	***43.405***	***1:43.328 (1)***	***75.95***		***09:53:39.929***
5 -	1:00.898	44.507	1:45.405	74.45	2.077	09:55:25.334
6 -	1:01.331	43.947	1:45.278	74.54	1.950	09:57:10.612
7 -	1:00.632	43.738	1:44.370	75.19	1.042	09:58:54.982
8 -	1:00.353	43.771	1:44.124 (2)	75.37	0.796	10:00:39.106
9 -	1:00.700	44.438	1:45.138	74.64	1.810	10:02:24.244
10 -	1:00.041	44.120	1:44.161 (3)	75.34	0.833	10:04:08.405
11 -	1:00.793	44.387	1:45.180	74.61	1.852	10:05:53.585

P21 129 C Adrian FALINSKI Kawasaki ZX6R - ABLE Assist

IDEAL LAP TIME : 1:42.628 BEST LAP TIME : 1:42.628 DIFFERENCE : 0.000

LAP	SECTOR 1	SECTOR 2	LAP TIME	MPH	DIFF	TIME OF DAY
1 -		44.787	1:53.429	69.18	10.801	09:48:22.522
2 -	1:00.710	44.572	1:45.282	74.54	2.654	09:50:07.804
3 -	1:00.761	44.202	1:44.963	74.76	2.335	09:51:52.767
4 -	1:00.972	44.225	1:45.197	74.60	2.569	09:53:37.964
5 -	1:01.568	44.832	1:46.400	73.76	3.772	09:55:24.364
6 -	1:01.493	44.264	1:45.757	74.20	3.129	09:57:10.121
7 -	1:02.000	44.046	1:46.046	74.00	3.418	09:58:56.167
8 -	1:01.068	44.012	1:45.080	74.68	2.452	10:00:41.247
9 -	1:01.117	43.805	1:44.922 (3)	74.79	2.294	10:02:26.169
10 -	***59.453***	***43.175***	***1:42.628 (1)***	***76.47***		***10:04:08.797***
11 -	1:01.270	43.616	1:44.886 (2)	74.82	2.258	10:05:53.683

P22 68 C Neville OTTER Kawasaki ZX6R - Spice Boy Racing

IDEAL LAP TIME : 1:43.637 BEST LAP TIME : 1:43.886 DIFFERENCE : 0.249

LAP	SECTOR 1	SECTOR 2	LAP TIME	MPH	DIFF	TIME OF DAY
1 -		45.668	1:58.936	65.98	15.050	09:48:28.029
2 -	1:01.851	45.153	1:47.004	73.34	3.118	09:50:15.033
3 -	1:01.663	44.698	1:46.361	73.78	2.475	09:52:01.394
4 -	1:00.658	44.075	1:44.733	74.93	0.847	09:53:46.127
5 -	1:00.557	***43.879***	1:44.436	75.14	0.550	09:55:30.563
6 -	1:00.561	44.129	1:44.690	74.96	0.804	09:57:15.253
7 -	1:00.474	43.991	1:44.465	75.12	0.579	09:58:59.718
8 -	***59.758***	44.128	***1:43.886 (1)***	***75.54***		***10:00:43.604***
9 -	59.802	44.445	1:44.247 (3)	75.28	0.361	10:02:27.851
10 -	***59.758***	44.352	1:44.110 (2)	75.38	0.224	10:04:11.961
11 -	1:00.172	44.392	1:44.564	75.05	0.678	10:05:56.525

P23 58 Barry STEWART Kawasaki ZX6R -

IDEAL LAP TIME : 1:44.389 BEST LAP TIME : 1:44.843 DIFFERENCE : 0.454

LAP	SECTOR 1	SECTOR 2	LAP TIME	MPH	DIFF	TIME OF DAY
1 -		45.602	1:58.550	66.19	13.707	09:48:27.643
2 -	1:01.950	44.847	1:46.797	73.48	1.954	09:50:14.440
3 -	1:01.930	44.581	1:46.511	73.68	1.668	09:52:00.951
4 -	1:01.890	44.854	1:46.744	73.52	1.901	09:53:47.695
5 -	1:02.631	45.194	1:47.825	72.78	2.982	09:55:35.520
6 -	1:02.457	44.704	1:47.161	73.23	2.318	09:57:22.681
7 -	1:02.387	44.500	1:46.887	73.42	2.044	09:59:09.568
8 -	1:01.277	***43.928***	1:45.205 (2)	74.59	0.362	10:00:54.773
9 -	1:01.196	44.036	1:45.232 (3)	74.57	0.389	10:02:40.005
10 -	1:01.289	44.882	1:46.171	73.91	1.328	10:04:26.176
11 -	***1:00.461***	44.382	***1:44.843 (1)***	***74.85***		***10:06:11.019***

Weather / Track : Cloudy / Dry

Cadwell Park: 2.1800 miles
Date: 07/07/2024 Start: 09:46 Finish: 10:05

BMCRC - MRO Championships 2024 - Rnd 5 @ Cadwell Park

DART MRO 600 inc Clubman 600 & GP2/EVO

RACE 11 - SECTOR ANALYSIS

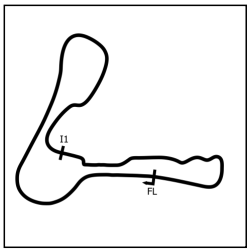

SECTOR 1 = FL to I1, SECTOR 2 = I1 to FL, DIFF = Difference To Personal Best Lap, P = Crossed Finish Line in Pit Lane, D = Time Disallowed

P24 84 C George HIGGINS Yamaha R6 - Aztec Racing

IDEAL LAP TIME : 1:45.634 BEST LAP TIME : 1:45.640 DIFFERENCE : 0.006

LAP	SECTOR 1	SECTOR 2	LAP TIME	MPH	DIFF	TIME OF DAY
1 -		45.849	1:57.523	66.77	11.883	09:48:26.616
2 -	1:02.536	44.666	1:47.202	73.20	1.562	09:50:13.818
3 -	1:02.068	44.494	1:46.562	73.64	0.922	09:52:00.380
4 -	1:02.111	45.070	1:47.181	73.22	1.541	09:53:47.561
5 -	1:02.538	45.106	1:47.644	72.90	2.004	09:55:35.205
6 -	1:02.523	44.865	1:47.388	73.08	1.748	09:57:22.593
7 -	1:02.950	44.539	1:47.489	73.01	1.849	09:59:10.082
8 -	1:01.278	***44.362***	***1:45.640*** **(1)**	***74.29***		***10:00:55.722***
9 -	1:01.548	45.409	1:46.957	73.37	1.317	10:02:42.679
10 -	***1:01.272***	45.164	1:46.436 **(2)**	73.73	0.796	10:04:29.115
11 -	1:01.657	44.808	1:46.465 **(3)**	73.71	0.825	10:06:15.580

P25 41 C Tony PEACE Yamaha R6 - Green Boilers and Heating

IDEAL LAP TIME : 1:48.231 BEST LAP TIME : 1:48.231 DIFFERENCE : 0.000

LAP	SECTOR 1	SECTOR 2	LAP TIME	MPH	DIFF	TIME OF DAY
1 -		46.199	2:00.742	64.99	12.511	09:48:29.835
2 -	1:04.648	46.125	1:50.773	70.84	2.542	09:50:20.608
3 -	1:05.074	46.240	1:51.314	70.50	3.083	09:52:11.922
4 -	1:04.938	45.764	1:50.702	70.89	2.471	09:54:02.624
5 -	1:04.350	45.426	1:49.776	71.49	1.545	09:55:52.400
6 -	1:03.875	45.751	1:49.626 **(2)**	71.58	1.395	09:57:42.026
7 -	1:04.948	46.327	1:51.275	70.52	3.044	09:59:33.301
8 -	1:03.987	45.731	1:49.718 **(3)**	71.52	1.487	10:01:23.019
9 -	1:04.162	45.654	1:49.816	71.46	1.585	10:03:12.835
10 -	1:04.744	45.679	1:50.423	71.07	2.192	10:05:03.258
11 -	***1:03.190***	***45.041***	***1:48.231*** **(1)**	***72.51***		***10:06:51.489***

P26 64 C Jack ALLAN Yamaha R6 - Blackwidow Exhaust

IDEAL LAP TIME : 1:43.554 BEST LAP TIME : 1:43.554 DIFFERENCE : 0.000

LAP	SECTOR 1	SECTOR 2	LAP TIME	MPH	DIFF	TIME OF DAY
1 -		44.587	1:55.500	67.94	11.946	09:48:24.593
2 -	1:00.920	44.208	1:45.128 **(3)**	74.65	1.574	09:50:09.721
3 -	1:02.471	44.015	1:46.486	73.70	2.932	09:51:56.207
4 -	***59.865***	***43.689***	***1:43.554*** **(1)**	***75.78***		***09:53:39.761***
5 -	1:00.303	45.098	1:45.401	74.45	1.847	09:55:25.162
6 -	1:01.096	44.069	1:45.165	74.62	1.611	09:57:10.327
7 -	1:00.279	44.167	1:44.446 **(2)**	75.13	0.892	09:58:54.773
8 -	1:02.000	44.195	1:46.195	73.90	2.641	10:00:40.968
9 -	1:01.173	45.860	1:47.033	73.32	3.479	10:02:28.001

P27 224 C Dan PRICE Triumph DAYTONA 675 - Dp Racing

IDEAL LAP TIME : 1:46.967 BEST LAP TIME : 1:46.995 DIFFERENCE : 0.028

LAP	SECTOR 1	SECTOR 2	LAP TIME	MPH	DIFF	TIME OF DAY
1 -		45.805	1:58.472	66.24	11.477	09:48:27.565
2 -	1:07.816	45.900	1:53.716	69.01	6.721	09:50:21.281
3 -	1:02.378	***44.617***	***1:46.995*** **(1)**	***73.34***		***09:52:08.276***
4 -	***1:02.350***	46.023	1:48.373 **(3)**	72.41	1.378	09:53:56.649
5 -	1:02.591	45.088	1:47.679 **(2)**	72.88	0.684	09:55:44.328

Weather / Track : Cloudy / Dry

Cadwell Park: 2.1800 miles
Date: 07/07/2024 Start: 09:46 Finish: 10:05

BMCRC - MRO Championships 2024 - Rnd 5 @ Cadwell Park

DART MRO 600 inc Clubman 600 & GP2/EVO

RACE 11 - BEST SECTORS

SECTOR 1				SECTOR 2			IDEAL / BEST COMPARISON					
POS	NO	NAME	TIME	NO	NAME	TIME	POS	NO	NAME	IDEAL	BEST	DIFF
									PERFECT LAP	1:32.841		
1	76	JOHNSON	53.746	76	JOHNSON	39.095	1	76	JOHNSON	1:32.841	1:33.321	0.480
2	56	MILLS	55.052	56	MILLS	39.675	2	56	MILLS	1:34.727	1:34.777	0.050
3	5	MACRAE	55.364	5	MACRAE	40.018	3	5	MACRAE	1:35.382	1:35.892	0.510
4	440	EVERTON	55.491	35	DICKINSON	40.082	4	440	EVERTON	1:35.732	1:35.902	0.170
5	3	LAMBDEN	55.574	3	LAMBDEN	40.222	5	3	LAMBDEN	1:35.796	1:36.028	0.232
6	531	KOURTI	55.820	440	EVERTON	40.241	6	35	DICKINSON	1:35.996	1:36.037	0.041
7	35	DICKINSON	55.914	531	KOURTI	40.597	7	531	KOURTI	1:36.417	1:36.854	0.437
8	39	MONK	56.592	39	MONK	40.653	8	39	MONK	1:37.245	1:37.665	0.420
9	91	HIRST	56.647	91	HIRST	40.653	9	91	HIRST	1:37.300	1:37.668	0.368
10	81	McMULLAN	56.728	67	ANSELL	41.106	10	81	McMULLAN	1:38.017	1:38.354	0.337
11	74	VAUGHAN	57.157	81	McMULLAN	41.289	11	74	VAUGHAN	1:38.671	1:38.903	0.232
12	54	ANDERTON	57.611	74	VAUGHAN	41.514	12	67	ANSELL	1:38.781	1:38.781	0.000
13	72	BARNES	57.612	28	WALKER	41.762	13	72	BARNES	1:39.569	1:40.250	0.681
14	910	GOWER	57.659	72	BARNES	41.957	14	28	WALKER	1:39.661	1:39.756	0.095
15	67	ANSELL	57.675	910	GOWER	42.005	15	910	GOWER	1:39.664	1:39.664	0.000
16	28	WALKER	57.899	54	ANDERTON	42.117	16	54	ANDERTON	1:39.728	1:39.872	0.144
17	44	DUTTON	58.560	44	DUTTON	42.339	17	44	DUTTON	1:40.899	1:40.920	0.021
18	89	MUNRO	58.698	4	BEDWELL	42.480	18	89	MUNRO	1:41.236	1:41.756	0.520
19	4	BEDWELL	58.970	89	MUNRO	42.538	19	4	BEDWELL	1:41.450	1:41.617	0.167
20	129	FALINSKI	59.453	129	FALINSKI	43.175	20	129	FALINSKI	1:42.628	1:42.628	0.000
21	68	OTTER	59.758	27	PETTS	43.405	21	27	PETTS	1:43.328	1:43.328	0.000
22	64	ALLAN	59.865	64	ALLAN	43.689	22	64	ALLAN	1:43.554	1:43.554	0.000
23	27	PETTS	59.923	68	OTTER	43.879	23	68	OTTER	1:43.637	1:43.886	0.249
24	58	STEWART	1:00.461	58	STEWART	43.928	24	58	STEWART	1:44.389	1:44.843	0.454
25	84	HIGGINS	1:01.272	84	HIGGINS	44.362	25	84	HIGGINS	1:45.634	1:45.640	0.006
26	224	PRICE	1:02.350	224	PRICE	44.617	26	224	PRICE	1:46.967	1:46.995	0.028
27	41	PEACE	1:03.190	41	PEACE	45.041	27	41	PEACE	1:48.231	1:48.231	0.000
28												

Weather / Track : Cloudy / Dry

Cadwell Park: 2.1800 miles
Date: 07/07/2024 Start: 09:46 Finish: 10:05

Results can be found at www.tsl-timing.com

Printed - 10:08 Sunday, 07 July 2024

BMCRC - MRO Championships 2024 - Rnd 5 @ Cadwell Park

DART MRO 600 inc Clubman 600 & GP2/EVO

RACE 11 - STATISTICS

Competitors Started	28
Planned Start	2024-07-07 @ 09:15:00.000
Actual Start	2024-07-07 @ 09:46:29.092
Finish Time	2024-07-07 @ 10:05:21.394
Track Length	2.1800mi.
Total Laps	304
Total Distance Covered	662.7256mi.

Session Fastest Lap History

NO	CL	NAME	LAP TIME	TIME OF DAY	LAP	VEHICLE
76		**Anthony JOHNSON**	**1:34.049**	09:49:41.749	2	Yamaha R6
76		**Anthony JOHNSON**	**1:33.321**	09:51:15.071	3	Yamaha R6

Session Leader History

NO	CL	NAME	FROM LAP	LAPS LED	DISTANCE	VEHICLE
76		**Anthony JOHNSON**	1	12	26.16 miles	Yamaha R6

Flag History

TYPE	TIME OF DAY
GREEN	09:46:29.092
FINISH	10:05:21.394

Flag Statistics

TYPE	COUNT	TOTAL LAPS	TOTAL TIME
Green	1	12	20:45.763
Red	0	0	0.000
Safety Car	0	0	0.000
FCY	0	0	0.000

Weather / Track : Cloudy / Dry

Cadwell Park: 2.1800 miles
Date: 07/07/2024 Start: 09:46 Finish: 10:05

BMCRC - MRO Championships 2024 - Rnd 5 @ Cadwell Park

DART MRO 600 inc Clubman 600 & GP2/EVO

RACE 11 - STATISTICS

CLASS : 12 Starters

Fastest Lap History

NO	NAME	LAP TIME	TIME OF DAY	LAP	VEHICLE
76	**Anthony JOHNSON**	**1:34.049**	09:49:41.749	2	Yamaha R6
76	**Anthony JOHNSON**	**1:33.321**	09:51:15.071	3	Yamaha R6

Leader History

NO	NAME	FROM LAP	LAPS LED	DISTANCE	VEHICLE
76	**Anthony JOHNSON**	1	12	26.16 miles	Yamaha R6

BMCRC - MRO Championships 2024 - Rnd 5 @ Cadwell Park

DART MRO 600 inc Clubman 600 & GP2/EVO

RACE 11 - STATISTICS

CLASS : C

16 Starters

Fastest Lap History

NO	NAME	LAP TIME	TIME OF DAY	LAP	VEHICLE
440	**Elijah EVERTON**	**1:37.075**	09:49:49.464	2	Kawasaki NINJA 600
440	**Elijah EVERTON**	**1:36.841**	09:51:26.305	3	Kawasaki NINJA 600
440	**Elijah EVERTON**	**1:36.560**	09:53:02.865	4	Kawasaki NINJA 600
440	**Elijah EVERTON**	**1:35.951**	09:56:15.443	6	Kawasaki NINJA 600
440	**Elijah EVERTON**	**1:35.902**	10:01:04.284	9	Kawasaki NINJA 600

Leader History

NO	NAME	FROM LAP	LAPS LED	DISTANCE	VEHICLE
440	**Elijah EVERTON**	1	12	26.16 miles	Kawasaki NINJA 600

Weather / Track : Cloudy / Dry

Cadwell Park: 2.1800 miles
Date: 07/07/2024 Start: 09:46 Finish: 10:05

MRO 600 | MOTO EVO & STREET EVO | MRO CLUBMAN 600

BMCRC - MRO Championships 2024 - Rnd 5 @ Cadwell Park

DART MRO 600 inc Clubman 600 & GP2/EVO

RACE 11 - GRID (6 Laps)

ROW 11	31	916	Adam FREWIN								
ROW 10				28	41	Tony PEACE (1:48.231)	29	51	Ross CLARKE	30	992 Eddy WORMALD
ROW 9	25	58	Barry STEWART (1:44.843)	26	84	George HIGGINS (1:45.640)	27	224	Dan PRICE (1:46.995)		
ROW 8				22	27	Timothy PETTS (1:43.328)	23	64	Jack ALLAN (1:43.554)	24	68 Neville OTTER (1:43.886)
ROW 7	19	4	Kallum BEDWELL (1:41.617)	20	89	David MUNRO (1:41.756)	21	129	Adrian FALINSKI (1:42.628)		
ROW 6				16	54	Jake ANDERTON (1:39.872)	17	72	Nick BARNES (1:40.250)	18	44 James DUTTON (1:40.920)
ROW 5	13	910	Harry GOWER (1:39.664)	14	78	Keith POVAH	15	28	Tom WALKER (1:39.756)		
ROW 4				10	81	Fred McMULLAN (1:38.354)	11	67	Edward ANSELL (1:38.781)	12	74 Tom VAUGHAN (1:38.903)
ROW 3	7	531	Jake KOURTI (1:36.854)	8	39	Aaron MONK (1:37.665)	9	91	Sam HIRST (1:37.668)		
ROW 2				4	440	Elijah EVERTON (1:35.902)	5	3	Joey LAMBDEN (1:36.028)	6	35 Kai DICKINSON (1:36.037)
ROW 1	1	76	Anthony JOHNSON (1:33.321) **Pole**	2	56	Michael MILLS (1:34.777)	3	5	Luke MACRAE (1:35.892)		

These results are provisional until the conclusion of any judicial and technical matters.

Cadwell Park: 2.1800 miles

Clerk Of Course:	Stewards:	Timekeeper: Craig Smith	

Results can be found at www.tsl-timing.com

Printed - 10:11 Sunday, 07 July 2024

TSL SPORTS TIMING TIMING SOLUTIONS LTD

MRO 600 | MOTO EVO & STREET EVO | MRO CLUBMAN 600

BMCRC - MRO Championships 2024 - Rnd 5 @ Cadwell Park

DART MRO 600 inc Clubman 600 & GP2/EVO

RACE 11 - CLASSIFICATION

Race Distance: 4 Laps / 8.72 miles

POS	NO	CL	PIC	NAME	ENTRY	LAPS	TIME	GAP	DIFF	MPH	BEST	ON	GRD	↑↓
1	76		1	Anthony JOHNSON	Yamaha R6 - Inta Motorcycle Services Ltd	4	6:57.908			75.11	1:43.056	2	1	0
2	5		2	Luke MACRAE	Triumph 765 - Bournephoto.co.uk	4	7:05.934	8.026	8.026	73.70	1:42.809	4	3	1
3	3		3	Joey LAMBDEN	Kawasaki 636 -	4	7:06.626	8.718	0.692	73.58	1:43.163	4	5	2
4	531	C	1	Jake KOURTI	Yamaha R6 - Red Mist Ltd/ GK Tree Surgeons Ltd/JWG Mot	4	7:12.571	14.663	5.945	72.57	1:46.105	2	7	3
5	91		4	Sam HIRST	Kawasaki ZX-636 - Team Valley Racing	4	7:17.087	19.179	4.516	71.82	1:45.006	4	9	4
6	440	C	2	Elijah EVERTON	Kawasaki NINJA 600 -	4	7:17.857	19.949	0.770	71.69	1:45.878	4	4	-2
7	56		5	Michael MILLS	Yamaha R6 - A51 Racing, The Wokingham Bar Company	4	7:20.812	22.904	2.955	71.21	1:47.979	2	2	-5
8	35		6	Kai DICKINSON	Kawasaki ZX636 -	4	7:26.476	28.568	5.664	70.31	1:48.350	4	6	-2
9	54	C	3	Jake ANDERTON	Yamaha R6 - Hunter Racing	4	7:27.640	29.732	1.164	70.12	1:49.225	4	16	7
10	74	C	4	Tom VAUGHAN	Yamaha R6 - Lamonde Automation Ltd, Smiths Mechanical S	4	7:29.005	31.097	1.365	69.91	1:49.767	3	12	2
11	81		7	Fred McMULLAN	Kawasaki ZX636 - Orwell Motorcycles ipswich	4	7:34.328	36.420	5.323	69.09	1:49.787	3	10	-1
12	78		8	Keith POVAH	Yamaha R6 - @crap.sack give us a follow!	4	7:37.551	39.643	3.223	68.60	1:48.996	4	14	2
13	39	C	5	Aaron MONK	Kawsaki NINJA 636 - flyaspitfire.co.uk	4	7:40.888	42.980	3.337	68.11	1:51.209	4	8	-5
14	67	C	6	Edward ANSELL	Triumph 675 - E a Ansell contractors	4	7:41.141	43.233	0.253	68.07	1:52.866	4	11	-3
15	129	C	7	Adrian FALINSKI	Kawasaki ZX6R - ABLE Assist	4	7:41.493	43.585	0.352	68.02	1:51.424	4	21	6
16	72		9	Nick BARNES	Yamaha R6 - Park Electric	4	7:41.881	43.973	0.388	67.96	1:52.399	4	17	1
17	68	C	8	Neville OTTER	Kawasaki ZX6R - Spice Boy Racing	4	7:42.277	44.369	0.396	67.90	1:51.966	4	24	7
18	916	C	9	Adam FREWIN	Yamaha R6 - Daniel Parker Motorsport mindset coach	4	7:48.426	50.518	6.149	67.01	1:51.980	4	31	13
19	89		10	David MUNRO	Yamaha R6 -	4	7:50.075	52.167	1.649	66.78	1:53.412	3	20	1
20	84	C	10	George HIGGINS	Yamaha R6 - Aztec Racing	4	7:50.297	52.389	0.222	66.74	1:52.773	4	26	6
21	58		11	Barry STEWART	Kawasaki ZX6R -	4	8:06.154	1:08.246	15.857	64.57	1:55.355	4	25	4
22	64	C	11	Jack ALLAN	Yamaha R6 - Blackwidow Exhaust	4	8:10.592	1:12.684	4.438	63.98	1:57.959	2	23	1
23	27	C	12	Timothy PETTS	Triumph DAYTONA 675 - Norfolk Triumph Racing Team	4	8:33.709	1:35.801	23.117	61.10	2:05.478	2	22	-1

NOT CLASSIFIED

DNF	4	C		Kallum BEDWELL	Yamaha R6 - Connected To Homes Ltd/The Lash Bar	1	2:13.343	3 Laps	3 Laps	58.85			19	

FASTEST LAP

5		Luke MACRAE	Triumph 765 - Bournephoto.co.uk	4	1:42.809	76.33 mph	122.85 kph
440	C	Elijah EVERTON	Kawasaki NINJA 600 -	4	1:45.878	74.12 mph	119.29 kph

Comments:
Class - 92.5% of Race Speed = 69.47 mph
Class C - 92.5% of Race Speed = 67.12 mph

Weather / Track : Cloudy / Wet
These results are provisional until the conclusion of any judicial and technical matters.

Date: 07/07/2024 Start: 15:08 Finish: 15:15
Cadwell Park: 2.1800 miles

Clerk Of Course:	Stewards:	Timekeeper: Craig Smith	

Results can be found at www.tsl-timing.com

Printed - 15:18 Sunday, 07 July 2024

BRITISH MOTOR CYCLE RACING CLUB | TSL SPORTS TIMING TIMING SOLUTIONS LTD | MOTORCYCLE RACING ORGANISATION MRO

BMCRC - MRO Championships 2024 - Rnd 5 @ Cadwell Park

DART MRO 600 inc Clubman 600 & GP2/EVO

RACE 11 - LAP CHART

LAP 1 @ 15:10:19.691

NO	BEHIND	LAP TIME
76		1:48.101
5	4.001	1:52.102
3	4.291	1:52.392
531	5.015	1:53.116
56	6.868	1:54.969
91	7.700	1:55.801
440	7.819	1:55.920
35	9.227	1:57.328
74	9.830	1:57.931
54	11.042	1:59.143
67	12.774	2:00.875
81	13.399	2:01.500
72	14.079	2:02.180
39	14.673	2:02.774
129	15.079	2:03.180
78	15.596	2:03.697
68	16.082	2:04.183
89	17.931	2:06.032
84	18.458	2:06.559
916	19.524	2:07.625
27	22.622	2:10.723
64	23.331	2:11.432
58	24.758	2:12.859
4	25.242	2:13.343

LAP 2 @ 15:12:02.747

NO	BEHIND	LAP TIME
76		1:43.056
5	6.745	1:45.800
3	6.930	1:45.695
531	8.064	1:46.105
56	11.791	1:47.979
440	12.487	1:47.724
91	12.759	1:48.115
35	17.092	1:50.921
54	17.698	1:49.712
74	17.902	1:51.128
81	22.645	1:52.302
67	24.203	1:54.485
72	25.106	1:54.083
39	25.418	1:53.801
129	26.041	1:54.018
78	26.165	1:53.625
68	26.370	1:53.344
89	31.350	1:56.475
84	32.137	1:56.735
916	32.697	1:56.229
64	38.234	1:57.959
58	38.432	1:56.730
27	45.044	2:05.478

LAP 3 @ 15:13:45.959

NO	BEHIND	LAP TIME
76		1:43.212
5	8.756	1:45.223
3	9.094	1:45.376
531	11.862	1:47.010
440	17.610	1:48.335
91	17.712	1:48.165
56	17.923	1:49.344
35	23.757	1:49.877
54	24.046	1:49.560
74	24.457	1:49.767
81	29.220	1:49.787
67	33.906	1:52.915
78	34.186	1:51.233
72	35.113	1:53.219
39	35.310	1:53.104
129	35.700	1:52.871
68	35.942	1:52.784
89	41.550	1:53.412
916	42.077	1:52.592
84	43.155	1:54.230
58	56.430	2:01.210
64	56.578	2:01.556
27	1:08.861	2:07.029

LAP 4 @ 15:15:29.498

NO	BEHIND	LAP TIME
76		1:43.539
5	8.026	1:42.809
3	8.718	1:43.163
531	14.663	1:46.340
91	19.179	1:45.006
440	19.949	1:45.878
56	22.904	1:48.520
35	28.568	1:48.350
54	29.732	1:49.225
74	31.097	1:50.179
81	36.420	1:50.739
78	39.643	1:48.996
39	42.980	1:51.209
67	43.233	1:52.866
129	43.585	1:51.424
72	43.973	1:52.399
68	44.369	1:51.966
916	50.518	1:51.980
89	52.167	1:54.156
84	52.389	1:52.773
58	1:08.246	1:55.355
64	1:12.684	1:59.645
27	1:35.801	2:10.479

Weather / Track : Cloudy / Wet

Cadwell Park: 2.1800 miles
Date: 07/07/2024 Start: 15:08 Finish: 15:15

Results can be found at www.tsl-timing.com

Printed - 15:18 Sunday, 07 July 2024

BMCRC - MRO Championships 2024 - Rnd 5 @ Cadwell Park

DART MRO 600 inc Clubman 600 & GP2/EVO

RACE 11 - POSITION CHART

		Lap	1	2	3	4
No	Name	Pos				
76	JOHNSON	1	76	76	76	76
56	MILLS	2	5	5	5	5
5	MACRAE	3	3	3	3	3
440	EVERTON	4	531	531	531	531
3	LAMBDEN	5	56	56	440	91
35	DICKINSON	6	91	440	91	440
531	KOURTI	7	440	91	56	56
39	MONK	8	35	35	35	35
91	HIRST	9	74	54	54	54
81	McMULLAN	10	54	74	74	74
67	ANSELL	11	67	81	81	81
74	VAUGHAN	12	81	67	67	78
78	POVAH	13	72	72	78	39
54	ANDERTON	14	39	39	72	67
72	BARNES	15	129	129	39	129
4	BEDWELL	16	78	78	129	72
89	MUNRO	17	68	68	68	68
129	FALINSKI	18	89	89	89	916
27	PETTS	19	84	84	916	89
64	ALLAN	20	916	916	84	84
68	OTTER	21	27	64	58	58
58	STEWART	22	64	58	64	64
84	HIGGINS	23	58	27	27	27
916	FREWIN	24	4			

Weather / Track : Cloudy / Wet

Cadwell Park: 2.1800 miles
Date: 07/07/2024 Start: 15:08 Finish: 15:15

Results can be found at www.tsl-timing.com

Printed - 15:18 Sunday, 07 July 2024

BMCRC - MRO Championships 2024 - Rnd 5 @ Cadwell Park

DART MRO 600 inc Clubman 600 & GP2/EVO

RACE 11 - SECTOR ANALYSIS

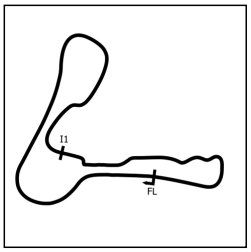

SECTOR 1 = FL to I1, SECTOR 2 = I1 to FL, DIFF = Difference To Personal Best Lap, P = Crossed Finish Line in Pit Lane, D = Time Disallowed

P1 76 Anthony JOHNSON — Yamaha R6 - Inta Motorcycle Services Ltd

IDEAL LAP TIME : 1:42.951 BEST LAP TIME : 1:43.056 DIFFERENCE : 0.105

LAP	SECTOR 1	SECTOR 2	LAP TIME	MPH	DIFF	TIME OF DAY
1 -		43.854	1:48.101	72.59	5.045	15:10:19.691
2 -	59.548	***43.508***	***1:43.056 (1)***	***76.15***		***15:12:02.747***
3 -	***59.443***	43.769	1:43.212 (2)	76.03	0.156	15:13:45.959
4 -	59.452	44.087	1:43.539 (3)	75.79	0.483	15:15:29.498

P2 5 Luke MACRAE — Triumph 765 - Bournephoto.co.uk

IDEAL LAP TIME : 1:42.809 BEST LAP TIME : 1:42.809 DIFFERENCE : 0.000

LAP	SECTOR 1	SECTOR 2	LAP TIME	MPH	DIFF	TIME OF DAY
1 -		46.635	1:52.102	70.00	9.293	15:10:23.692
2 -	1:00.062	45.738	1:45.800 (3)	74.17	2.991	15:12:09.492
3 -	59.809	45.414	1:45.223 (2)	74.58	2.414	15:13:54.715
4 -	***58.354***	***44.455***	***1:42.809 (1)***	***76.33***		***15:15:37.524***

P3 3 Joey LAMBDEN — Kawasaki 636 -

IDEAL LAP TIME : 1:43.163 BEST LAP TIME : 1:43.163 DIFFERENCE : 0.000

LAP	SECTOR 1	SECTOR 2	LAP TIME	MPH	DIFF	TIME OF DAY
1 -		45.469	1:52.392	69.82	9.229	15:10:23.982
2 -	1:00.279	45.416	1:45.695 (3)	74.25	2.532	15:12:09.677
3 -	1:00.502	44.874	1:45.376 (2)	74.47	2.213	15:13:55.053
4 -	***59.052***	***44.111***	***1:43.163 (1)***	***76.07***		***15:15:38.216***

P4 531 C Jake KOURTI — Yamaha R6 - Red Mist Ltd/ GK Tree Surgeons Ltd/JWG Motorc

IDEAL LAP TIME : 1:46.105 BEST LAP TIME : 1:46.105 DIFFERENCE : 0.000

LAP	SECTOR 1	SECTOR 2	LAP TIME	MPH	DIFF	TIME OF DAY
1 -		46.346	1:53.116	69.38	7.011	15:10:24.706
2 -	***1:00.634***	***45.471***	***1:46.105 (1)***	***73.96***		***15:12:10.811***
3 -	1:01.444	45.566	1:47.010 (3)	73.33	0.905	15:13:57.821
4 -	1:00.690	45.650	1:46.340 (2)	73.80	0.235	15:15:44.161

P5 91 Sam HIRST — Kawasaki ZX-636 - Team Valley Racing

IDEAL LAP TIME : 1:45.006 BEST LAP TIME : 1:45.006 DIFFERENCE : 0.000

LAP	SECTOR 1	SECTOR 2	LAP TIME	MPH	DIFF	TIME OF DAY
1 -		46.678	1:55.801	67.77	10.795	15:10:27.391
2 -	1:01.540	46.575	1:48.115 (2)	72.58	3.109	15:12:15.506
3 -	1:01.905	46.260	1:48.165 (3)	72.55	3.159	15:14:03.671
4 -	***1:00.263***	***44.743***	***1:45.006 (1)***	***74.73***		***15:15:48.677***

P6 440 C Elijah EVERTON — Kawasaki NINJA 600 -

IDEAL LAP TIME : 1:45.878 BEST LAP TIME : 1:45.878 DIFFERENCE : 0.000

LAP	SECTOR 1	SECTOR 2	LAP TIME	MPH	DIFF	TIME OF DAY
1 -		46.615	1:55.920	67.70	10.042	15:10:27.510
2 -	1:01.665	46.059	1:47.724 (2)	72.85	1.846	15:12:15.234
3 -	1:01.728	46.607	1:48.335 (3)	72.44	2.457	15:14:03.569
4 -	***1:00.591***	***45.287***	***1:45.878 (1)***	***74.12***		***15:15:49.447***

P7 56 Michael MILLS — Yamaha R6 - A51 Racing, The Wokingham Bar Company

IDEAL LAP TIME : 1:47.910 BEST LAP TIME : 1:47.979 DIFFERENCE : 0.069

LAP	SECTOR 1	SECTOR 2	LAP TIME	MPH	DIFF	TIME OF DAY
1 -		46.421	1:54.969	68.26	6.990	15:10:26.559
2 -	1:02.216	***45.763***	***1:47.979 (1)***	***72.68***		***15:12:14.538***
3 -	***1:02.147***	47.197	1:49.344 (3)	71.77	1.365	15:14:03.882
4 -	1:02.422	46.098	1:48.520 (2)	72.31	0.541	15:15:52.402

Weather / Track : Cloudy / Wet

Cadwell Park: 2.1800 miles
Date: 07/07/2024 Start: 15:08 Finish: 15:15

BMCRC - MRO Championships 2024 - Rnd 5 @ Cadwell Park

DART MRO 600 inc Clubman 600 & GP2/EVO

RACE 11 - SECTOR ANALYSIS

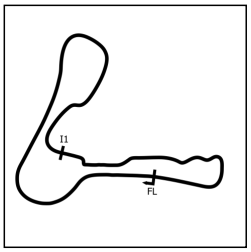

SECTOR 1 = FL to I1, SECTOR 2 = I1 to FL, DIFF = Difference To Personal Best Lap, P = Crossed Finish Line in Pit Lane, D = Time Disallowed

P8 35 Kai DICKINSON Kawasaki ZX636 -

IDEAL LAP TIME : 1:48.350 BEST LAP TIME : 1:48.350 DIFFERENCE : 0.000

LAP	SECTOR 1	SECTOR 2	LAP TIME		MPH	DIFF	TIME OF DAY
1 -		47.346	1:57.328		66.88	8.978	15:10:28.918
2 -	1:04.703	46.218	1:50.921	(3)	70.75	2.571	15:12:19.839
3 -	1:03.804	46.073	1:49.877	(2)	71.42	1.527	15:14:09.716
4 -	***1:02.700***	***45.650***	***1:48.350***	***(1)***	***72.43***		***15:15:58.066***

P9 54 C Jake ANDERTON Yamaha R6 - Hunter Racing

IDEAL LAP TIME : 1:48.573 BEST LAP TIME : 1:49.225 DIFFERENCE : 0.652

LAP	SECTOR 1	SECTOR 2	LAP TIME		MPH	DIFF	TIME OF DAY
1 -		46.973	1:59.143		65.87	9.918	15:10:30.733
2 -	1:03.482	46.230	1:49.712	(3)	71.53	0.487	15:12:20.445
3 -	1:03.388	***46.172***	1:49.560	(2)	71.63	0.335	15:14:10.005
4 -	***1:02.401***	46.824	***1:49.225***	***(1)***	***71.85***		***15:15:59.230***

P10 74 C Tom VAUGHAN Yamaha R6 - Lamonde Automation Ltd, Smiths Mechanical Sup

IDEAL LAP TIME : 1:49.765 BEST LAP TIME : 1:49.767 DIFFERENCE : 0.002

LAP	SECTOR 1	SECTOR 2	LAP TIME		MPH	DIFF	TIME OF DAY
1 -		47.042	1:57.931		66.54	8.164	15:10:29.521
2 -	1:04.675	46.453	1:51.128	(3)	70.62	1.361	15:12:20.649
3 -	1:03.463	***46.304***	***1:49.767***	***(1)***	***71.49***		***15:14:10.416***
4 -	***1:03.461***	46.718	1:50.179	(2)	71.23	0.412	15:16:00.595

P11 81 Fred McMULLAN Kawasaki ZX636 - Orwell Motorcycles ipswich

IDEAL LAP TIME : 1:49.787 BEST LAP TIME : 1:49.787 DIFFERENCE : 0.000

LAP	SECTOR 1	SECTOR 2	LAP TIME		MPH	DIFF	TIME OF DAY
1 -		48.645	2:01.500		64.59	11.713	15:10:33.090
2 -	1:04.701	47.601	1:52.302	(3)	69.88	2.515	15:12:25.392
3 -	***1:03.183***	***46.604***	***1:49.787***	***(1)***	***71.48***		***15:14:15.179***
4 -	1:03.316	47.423	1:50.739	(2)	70.86	0.952	15:16:05.918

P12 78 Keith POVAH Yamaha R6 - @crap.sack give us a follow!

IDEAL LAP TIME : 1:48.996 BEST LAP TIME : 1:48.996 DIFFERENCE : 0.000

LAP	SECTOR 1	SECTOR 2	LAP TIME		MPH	DIFF	TIME OF DAY
1 -		49.299	2:03.697		63.44	14.701	15:10:35.287
2 -	1:05.278	48.347	1:53.625	(3)	69.06	4.629	15:12:28.912
3 -	1:04.013	47.220	1:51.233	(2)	70.55	2.237	15:14:20.145
4 -	***1:03.137***	***45.859***	***1:48.996***	***(1)***	***72.00***		***15:16:09.141***

P13 39 C Aaron MONK Kawsaki NINJA 636 - flyaspitfire.co.uk

IDEAL LAP TIME : 1:51.209 BEST LAP TIME : 1:51.209 DIFFERENCE : 0.000

LAP	SECTOR 1	SECTOR 2	LAP TIME		MPH	DIFF	TIME OF DAY
1 -		48.809	2:02.774		63.92	11.565	15:10:34.364
2 -	1:05.849	47.952	1:53.801	(3)	68.96	2.592	15:12:28.165
3 -	1:05.206	47.898	1:53.104	(2)	69.38	1.895	15:14:21.269
4 -	***1:04.083***	***47.126***	***1:51.209***	***(1)***	***70.57***		***15:16:12.478***

P14 67 C Edward ANSELL Triumph 675 - E a Ansell contractors

IDEAL LAP TIME : 1:52.411 BEST LAP TIME : 1:52.866 DIFFERENCE : 0.455

LAP	SECTOR 1	SECTOR 2	LAP TIME		MPH	DIFF	TIME OF DAY
1 -		48.369	2:00.875		64.92	8.009	15:10:32.465
2 -	1:06.889	***47.596***	1:54.485	(3)	68.55	1.619	15:12:26.950
3 -	1:05.206	47.709	1:52.915	(2)	69.50	0.049	15:14:19.865
4 -	***1:04.815***	48.051	***1:52.866***	***(1)***	***69.53***		***15:16:12.731***

Weather / Track : Cloudy / Wet

Cadwell Park: 2.1800 miles
Date: 07/07/2024 Start: 15:08 Finish: 15:15

BMCRC - MRO Championships 2024 - Rnd 5 @ Cadwell Park

DART MRO 600 inc Clubman 600 & GP2/EVO

RACE 11 - SECTOR ANALYSIS

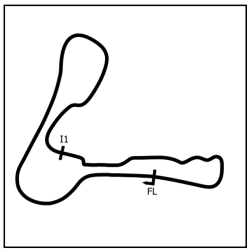

SECTOR 1 = FL to I1, SECTOR 2 = I1 to FL, DIFF = Difference To Personal Best Lap, P = Crossed Finish Line in Pit Lane, D = Time Disallowed

P15 129 C Adrian FALINSKI Kawasaki ZX6R - ABLE Assist

IDEAL LAP TIME : 1:51.424 BEST LAP TIME : 1:51.424 DIFFERENCE : 0.000

LAP	SECTOR 1	SECTOR 2	LAP TIME	MPH	DIFF	TIME OF DAY
1 -		48.902	2:03.180	63.71	11.756	15:10:34.770
2 -	1:05.722	48.296	1:54.018 (3)	68.83	2.594	15:12:28.788
3 -	1:04.919	47.952	1:52.871 (2)	69.53	1.447	15:14:21.659
4 -	***1:03.972***	***47.452***	***1:51.424 (1)***	***70.43***		***15:16:13.083***

P16 72 Nick BARNES Yamaha R6 - Park Electric

IDEAL LAP TIME : 1:51.927 BEST LAP TIME : 1:52.399 DIFFERENCE : 0.472

LAP	SECTOR 1	SECTOR 2	LAP TIME	MPH	DIFF	TIME OF DAY
1 -		48.407	2:02.180	64.23	9.781	15:10:33.770
2 -	1:06.151	***47.932***	1:54.083 (3)	68.79	1.684	15:12:27.853
3 -	1:04.919	48.300	1:53.219 (2)	69.31	0.820	15:14:21.072
4 -	***1:03.995***	48.404	***1:52.399 (1)***	***69.82***		***15:16:13.471***

P17 68 C Neville OTTER Kawasaki ZX6R - Spice Boy Racing

IDEAL LAP TIME : 1:51.887 BEST LAP TIME : 1:51.966 DIFFERENCE : 0.079

LAP	SECTOR 1	SECTOR 2	LAP TIME	MPH	DIFF	TIME OF DAY
1 -		49.026	2:04.183	63.19	12.217	15:10:35.773
2 -	1:05.005	48.339	1:53.344 (3)	69.24	1.378	15:12:29.117
3 -	1:04.892	***47.892***	1:52.784 (2)	69.58	0.818	15:14:21.901
4 -	***1:03.995***	47.971	***1:51.966 (1)***	***70.09***		***15:16:13.867***

P18 916 C Adam FREWIN Yamaha R6 - Daniel Parker Motorsport mindset coach

IDEAL LAP TIME : 1:51.875 BEST LAP TIME : 1:51.980 DIFFERENCE : 0.105

LAP	SECTOR 1	SECTOR 2	LAP TIME	MPH	DIFF	TIME OF DAY
1 -		49.070	2:07.625	61.49	15.645	15:10:39.215
2 -	1:06.766	49.463	1:56.229 (3)	67.52	4.249	15:12:35.444
3 -	1:04.901	***47.691***	1:52.592 (2)	69.70	0.612	15:14:28.036
4 -	***1:04.184***	47.796	***1:51.980 (1)***	***70.08***		***15:16:20.016***

P19 89 David MUNRO Yamaha R6 -

IDEAL LAP TIME : 1:52.611 BEST LAP TIME : 1:53.412 DIFFERENCE : 0.801

LAP	SECTOR 1	SECTOR 2	LAP TIME	MPH	DIFF	TIME OF DAY
1 -		50.396	2:06.032	62.27	12.620	15:10:37.622
2 -	1:07.830	48.645	1:56.475 (3)	67.37	3.063	15:12:34.097
3 -	1:05.745	***47.667***	***1:53.412 (1)***	***69.19***		***15:14:27.509***
4 -	***1:04.944***	49.212	1:54.156 (2)	68.74	0.744	15:16:21.665

P20 84 C George HIGGINS Yamaha R6 - Aztec Racing

IDEAL LAP TIME : 1:52.773 BEST LAP TIME : 1:52.773 DIFFERENCE : 0.000

LAP	SECTOR 1	SECTOR 2	LAP TIME	MPH	DIFF	TIME OF DAY
1 -		50.359	2:06.559	62.01	13.786	15:10:38.149
2 -	1:07.514	49.221	1:56.735 (3)	67.22	3.962	15:12:34.884
3 -	1:06.004	48.226	1:54.230 (2)	68.70	1.457	15:14:29.114
4 -	***1:04.619***	***48.154***	***1:52.773 (1)***	***69.59***		***15:16:21.887***

P21 58 Barry STEWART Kawasaki ZX6R -

IDEAL LAP TIME : 1:55.355 BEST LAP TIME : 1:55.355 DIFFERENCE : 0.000

LAP	SECTOR 1	SECTOR 2	LAP TIME	MPH	DIFF	TIME OF DAY
1 -		51.259	2:12.859	59.07	17.504	15:10:44.449
2 -	1:07.184	49.546	1:56.730 (2)	67.23	1.375	15:12:41.179
3 -	1:09.272	51.938	2:01.210 (3)	64.74	5.855	15:14:42.389
4 -	***1:06.811***	***48.544***	***1:55.355 (1)***	***68.03***		***15:16:37.744***

Weather / Track : Cloudy / Wet

Cadwell Park: 2.1800 miles
Date: 07/07/2024 Start: 15:08 Finish: 15:15

BMCRC - MRO Championships 2024 - Rnd 5 @ Cadwell Park

DART MRO 600 inc Clubman 600 & GP2/EVO

RACE 11 - SECTOR ANALYSIS

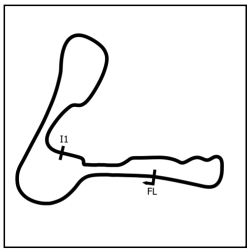

SECTOR 1 = FL to I1, SECTOR 2 = I1 to FL, DIFF = Difference To Personal Best Lap, P = Crossed Finish Line in Pit Lane, D = Time Disallowed

P22 64 C Jack ALLAN Yamaha R6 - Blackwidow Exhaust

IDEAL LAP TIME : 1:57.579 BEST LAP TIME : 1:57.959 DIFFERENCE : 0.380

LAP	SECTOR 1	SECTOR 2	LAP TIME	MPH	DIFF	TIME OF DAY
1 -		51.168	2:11.432	59.71	13.473	15:10:43.022
2 -	1:08.157	***49.802***	***1:57.959*** **(1)**	***66.53***		***15:12:40.981***
3 -	1:09.282	52.274	2:01.556 **(3)**	64.56	3.597	15:14:42.537
4 -	***1:07.777***	51.868	1:59.645 **(2)**	65.59	1.686	15:16:42.182

P23 27 C Timothy PETTS Triumph DAYTONA 675 - Norfolk Triumph Racing Team

IDEAL LAP TIME : 2:02.859 BEST LAP TIME : 2:05.478 DIFFERENCE : 2.619

LAP	SECTOR 1	SECTOR 2	LAP TIME	MPH	DIFF	TIME OF DAY
1 -		***51.376***	2:10.723	60.03	5.245	15:10:42.313
2 -	***1:11.483***	53.995	***2:05.478*** **(1)**	***62.54***		***15:12:47.791***
3 -	1:13.487	53.542	2:07.029 **(2)**	61.78	1.551	15:14:54.820
4 -	1:15.621	54.858	2:10.479 **(3)**	60.14	5.001	15:17:05.299

P24 4 C Kallum BEDWELL Yamaha R6 - Connected To Homes Ltd/The Lash Bar

IDEAL LAP TIME : BEST LAP TIME : DIFFERENCE :

LAP	SECTOR 1	SECTOR 2	LAP TIME	MPH	DIFF	TIME OF DAY
1 -		***51.820***	2:13.343	58.85		15:10:44.933

BMCRC - MRO Championships 2024 - Rnd 5 @ Cadwell Park

DART MRO 600 inc Clubman 600 & GP2/EVO

RACE 11 - BEST SECTORS

SECTOR 1				SECTOR 2			IDEAL / BEST COMPARISON					
POS	NO	NAME	TIME	NO	NAME	TIME	POS	NO	NAME	IDEAL	BEST	DIFF
									PERFECT LAP	1:41.862		
1	5	MACRAE	58.354	76	JOHNSON	43.508	1	5	MACRAE	1:42.809	1:42.809	0.000
2	3	LAMBDEN	59.052	3	LAMBDEN	44.111	2	76	JOHNSON	1:42.951	1:43.056	0.105
3	76	JOHNSON	59.443	5	MACRAE	44.455	3	3	LAMBDEN	1:43.163	1:43.163	0.000
4	91	HIRST	1:00.263	91	HIRST	44.743	4	91	HIRST	1:45.006	1:45.006	0.000
5	440	EVERTON	1:00.591	440	EVERTON	45.287	5	440	EVERTON	1:45.878	1:45.878	0.000
6	531	KOURTI	1:00.634	531	KOURTI	45.471	6	531	KOURTI	1:46.105	1:46.105	0.000
7	56	MILLS	1:02.147	35	DICKINSON	45.650	7	56	MILLS	1:47.910	1:47.979	0.069
8	54	ANDERTON	1:02.401	56	MILLS	45.763	8	35	DICKINSON	1:48.350	1:48.350	0.000
9	35	DICKINSON	1:02.700	78	POVAH	45.859	9	54	ANDERTON	1:48.573	1:49.225	0.652
10	78	POVAH	1:03.137	54	ANDERTON	46.172	10	78	POVAH	1:48.996	1:48.996	0.000
11	81	McMULLAN	1:03.183	74	VAUGHAN	46.304	11	74	VAUGHAN	1:49.765	1:49.767	0.002
12	74	VAUGHAN	1:03.461	81	McMULLAN	46.604	12	81	McMULLAN	1:49.787	1:49.787	0.000
13	129	FALINSKI	1:03.972	39	MONK	47.126	13	39	MONK	1:51.209	1:51.209	0.000
14	72	BARNES	1:03.995	129	FALINSKI	47.452	14	129	FALINSKI	1:51.424	1:51.424	0.000
15	68	OTTER	1:03.995	67	ANSELL	47.596	15	916	FREWIN	1:51.875	1:51.980	0.105
16	39	MONK	1:04.083	89	MUNRO	47.667	16	68	OTTER	1:51.887	1:51.966	0.079
17	916	FREWIN	1:04.184	916	FREWIN	47.691	17	72	BARNES	1:51.927	1:52.399	0.472
18	84	HIGGINS	1:04.619	68	OTTER	47.892	18	67	ANSELL	1:52.411	1:52.866	0.455
19	67	ANSELL	1:04.815	72	BARNES	47.932	19	89	MUNRO	1:52.611	1:53.412	0.801
20	89	MUNRO	1:04.944	84	HIGGINS	48.154	20	84	HIGGINS	1:52.773	1:52.773	0.000
21	58	STEWART	1:06.811	58	STEWART	48.544	21	58	STEWART	1:55.355	1:55.355	0.000
22	64	ALLAN	1:07.777	64	ALLAN	49.802	22	64	ALLAN	1:57.579	1:57.959	0.380
23	27	PETTS	1:11.483	27	PETTS	51.376	23	27	PETTS	2:02.859	2:05.478	2.619
24				4	BEDWELL	51.820	24	4	BEDWELL			

Weather / Track : Cloudy / Wet

Cadwell Park: 2.1800 miles
Date: 07/07/2024 Start: 15:08 Finish: 15:15

Results can be found at www.tsl-timing.com

Printed - 15:18 Sunday, 07 July 2024

BMCRC - MRO Championships 2024 - Rnd 5 @ Cadwell Park

DART MRO 600 inc Clubman 600 & GP2/EVO

RACE 11 - STATISTICS

Competitors Started	24
Planned Start	2024-07-07 @ 14:21:00.000
Actual Start	2024-07-07 @ 15:08:31.589
Finish Time	2024-07-07 @ 15:15:29.497
Track Length	2.1800mi.
Total Laps	93
Total Distance Covered	202.7417mi.

Session Fastest Lap History

NO	CL	NAME	LAP TIME	TIME OF DAY	LAP	VEHICLE
76		**Anthony JOHNSON**	**1:43.056**	15:12:02.772	2	Yamaha R6
5		**Luke MACRAE**	**1:42.809**	15:15:37.539	4	Triumph 765

Session Leader History

NO	CL	NAME	FROM LAP	LAPS LED	DISTANCE	VEHICLE
76		**Anthony JOHNSON**	1	4	8.72 miles	Yamaha R6

Flag History

TYPE	TIME OF DAY
GREEN	15:08:31.589
FINISH	15:15:29.497

Flag Statistics

TYPE	COUNT	TOTAL LAPS	TOTAL TIME
Green	1	4	8:38.818
Red	0	0	0.000
Safety Car	0	0	0.000
FCY	0	0	0.000

Weather / Track : Cloudy / Wet

Cadwell Park: 2.1800 miles
Date: 07/07/2024 Start: 15:08 Finish: 15:15

BMCRC - MRO Championships 2024 - Rnd 5 @ Cadwell Park

DART MRO 600 inc Clubman 600 & GP2/EVO

RACE 11 - STATISTICS

CLASS : 11 Starters

Fastest Lap History

NO	NAME	LAP TIME	TIME OF DAY	LAP	VEHICLE
76	**Anthony JOHNSON**	**1:43.056**	15:12:02.772	2	Yamaha R6
5	**Luke MACRAE**	**1:42.809**	15:15:37.539	4	Triumph 765

Leader History

NO	NAME	FROM LAP	LAPS LED	DISTANCE	VEHICLE
76	**Anthony JOHNSON**	1	4	8.72 miles	Yamaha R6

BMCRC - MRO Championships 2024 - Rnd 5 @ Cadwell Park

DART MRO 600 inc Clubman 600 & GP2/EVO

RACE 11 - STATISTICS

CLASS : C

13 Starters

Fastest Lap History

NO	NAME	LAP TIME	TIME OF DAY	LAP	VEHICLE
531	**Jake KOURTI**	**1:46.105**	15:12:10.834	2	Yamaha R6
440	**Elijah EVERTON**	**1:45.878**	15:15:49.481	4	Kawasaki NINJA 600

Leader History

NO	NAME	FROM LAP	LAPS LED	DISTANCE	VEHICLE
531	**Jake KOURTI**	1	4	8.72 miles	Yamaha R6

Weather / Track : Cloudy / Wet

Cadwell Park: 2.1800 miles
Date: 07/07/2024 Start: 15:08 Finish: 15:15

MRO 600 | MOTO EVO & STREET EVO | MRO CLUBMAN 600

BMCRC - MRO Championships 2024 - Rnd 5 @ Cadwell Park

DART MRO 600 inc Clubman 600 & GP2/EVO

RACE 22 - GRID (6 Laps)

ROW 11	31	992	Eddy WORMALD						
ROW 10	28	224	Dan PRICE	29	41	Tony PEACE	30	51	Ross CLARKE
ROW 9	25	910	Harry GOWER	26	28	Tom WALKER	27	44	James DUTTON
ROW 8	22	64	Jack ALLAN (1:57.959)	23	27	Timothy PETTS (2:05.478)	24	4	Kallum BEDWELL
ROW 7	19	67	Edward ANSELL (1:52.866)	20	89	David MUNRO (1:53.412)	21	58	Barry STEWART (1:55.355)
ROW 6	16	916	Adam FREWIN (1:51.980)	17	72	Nick BARNES (1:52.399)	18	84	George HIGGINS (1:52.773)
ROW 5	13	39	Aaron MONK (1:51.209)	14	129	Adrian FALINSKI (1:51.424)	15	68	Neville OTTER (1:51.966)
ROW 4	10	54	Jake ANDERTON (1:49.225)	11	74	Tom VAUGHAN (1:49.767)	12	81	Fred McMULLAN (1:49.787)
ROW 3	7	56	Michael MILLS (1:47.979)	8	35	Kai DICKINSON (1:48.350)	9	78	Keith POVAH (1:48.996)
ROW 2	4	91	Sam HIRST (1:45.006)	5	440	Elijah EVERTON (1:45.878)	6	531	Jake KOURTI (1:46.105)
ROW 1	1	5	Luke MACRAE (1:42.809)	2	76	Anthony JOHNSON (1:43.056)	3	3	Joey LAMBDEN (1:43.163)

Pole

These results are provisional until the conclusion of any judicial and technical matters.

Cadwell Park: 2.1800 miles

Clerk Of Course:	Stewards:	Timekeeper: Craig Smith	

Results can be found at www.tsl-timing.com

Printed - 15:20 Sunday, 07 July 2024

TSL SPORTS TIMING TIMING SOLUTIONS LTD

MRO 600 | MOTO EVO & STREET EVO | MRO CLUBMAN 600

BMCRC - MRO Championships 2024 - Rnd 5 @ Cadwell Park

DART MRO 600 inc Clubman 600 & GP2/EVO

RACE 22 - CLASSIFICATION

Race Distance: 5 Laps / 10.90 miles

POS	NO	CL	PIC	NAME	ENTRY	LAPS	TIME	GAP	DIFF	MPH	BEST	ON	GRD	↑↓
1	76		1	Anthony JOHNSON	Yamaha R6 - Inta Motorcycle Services Ltd	5	7:55.989			82.43	1:33.259	3	2	1
2	3		2	Joey LAMBDEN	Kawasaki 636 -	5	8:03.413	7.424	7.424	81.17	1:34.561	2	3	1
3	5		3	Luke MACRAE	Triumph 765 - Bournephoto.co.uk	5	8:06.670	10.681	3.257	80.63	1:36.061	2	1	-2
4	35		4	Kai DICKINSON	Kawasaki ZX636 -	5	8:14.607	18.618	7.937	79.33	1:37.009	5	8	4
5	440	C	1	Elijah EVERTON	Kawasaki NINJA 600 -	5	8:15.170	19.181	0.563	79.24	1:37.277	4	5	0
6	91		5	Sam HIRST	Kawasaki ZX-636 - Team Valley Racing	5	8:19.820	23.831	4.650	78.50	1:38.244	5	4	-2
7	531	C	2	Jake KOURTI	Yamaha R6 - Red Mist Ltd/ GK Tree Surgeons Ltd/JWG Mot	5	8:20.407	24.418	0.587	78.41	1:38.148	5	6	-1
8	39	C	3	Aaron MONK	Kawsaki NINJA 636 - flyaspitfire.co.uk	5	8:21.369	25.380	0.962	78.26	1:38.762	3	13	5
9	78		6	Keith POVAH	Yamaha R6 - @crap.sack give us a follow!	5	8:31.860	35.871	10.491	76.66	1:39.914	5	9	0
10	74	C	4	Tom VAUGHAN	Yamaha R6 - Lamonde Automation Ltd, Smiths Mechanical S	5	8:32.338	36.349	0.478	76.59	1:40.612	5	11	1
11	67	C	5	Edward ANSELL	Triumph 675 - E a Ansell contractors	5	8:36.447	40.458	4.109	75.98	1:41.143	4	19	8
12	28	C	6	Tom WALKER	Yamaha R6 - TRW Racing	5	8:39.615	43.626	3.168	75.51	1:41.211	5	26	14
13	89		7	David MUNRO	Yamaha R6 -	5	8:43.871	47.882	4.256	74.90	1:42.772	5	20	7
14	54	C	7	Jake ANDERTON	Yamaha R6 - Hunter Racing	5	8:45.138	49.149	1.267	74.72	1:43.417	2	10	-4
15	68	C	8	Neville OTTER	Kawasaki ZX6R - Spice Boy Racing	5	8:48.656	52.667	3.518	74.22	1:43.140	4	15	0
16	27	C	9	Timothy PETTS	Triumph DAYTONA 675 - Norfolk Triumph Racing Team	5	8:55.876	59.887	7.220	73.22	1:45.006	5	23	7
17	44		8	James DUTTON	Yamaha R6 - AMR Motorcycles	5	8:56.055	1:00.066	0.179	73.20	1:45.076	3	27	10
18	58		9	Barry STEWART	Kawasaki ZX6R -	5	9:04.363	1:08.374	8.308	72.08	1:45.431	4	21	3
19	224	C	10	Dan PRICE	Triumph DAYTONA 675 - Dp Racing	5	9:05.072	1:09.083	0.709	71.99	1:46.245	2	28	9
20	84	C	11	George HIGGINS	Yamaha R6 - Aztec Racing	5	9:10.666	1:14.677	5.594	71.25	1:48.405	4	18	-2

FASTEST LAP

76		Anthony JOHNSON	Yamaha R6 - Inta Motorcycle Services Ltd	3	1:33.259	84.15 mph	135.43 kph
440	C	Elijah EVERTON	Kawasaki NINJA 600 -	4	1:37.277	80.67 mph	129.83 kph

Comments:
Class - 92.5% of Race Speed = 76.24 mph
Class C - 92.5% of Race Speed = 73.29 mph

Weather / Track : Cloudy / Dry
These results are provisional until the conclusion of any judicial and technical matters.

Date: 07/07/2024 Start: 18:24 Finish: 18:32
Cadwell Park: 2.1800 miles

Clerk Of Course:	Stewards:	Timekeeper: Craig Smith	

Results can be found at www.tsl-timing.com

Printed - 18:34 Sunday, 07 July 2024

BRITISH MOTOR CYCLE RACING CLUB | TSL SPORTS TIMING TIMING SOLUTIONS LTD | MOTORCYCLE RACING ORGANISATION MRO

BMCRC - MRO Championships 2024 - Rnd 5 @ Cadwell Park

DART MRO 600 inc Clubman 600 & GP2/EVO

RACE 22 - LAP CHART

LAP 1 @ 18:26:24.550

NO	BEHIND	LAP TIME
5		1:40.507
76	0.284	1:40.791
3	0.385	1:40.892
440	3.106	1:43.613
91	4.076	1:44.583
35	4.299	1:44.806
531	4.691	1:45.198
39	4.964	1:45.471
74	6.597	1:47.104
78	7.978	1:48.485
67	9.627	1:50.134
54	9.758	1:50.265
89	10.284	1:50.791
28	10.767	1:51.274
68	11.703	1:52.210
27	13.435	1:53.942
44	13.816	1:54.323
84	15.593	1:56.100
58	15.678	1:56.185
224	16.145	1:56.652

LAP 2 @ 18:27:58.689

NO	BEHIND	LAP TIME
76		1:33.855
3	0.807	1:34.561
5	1.922	1:36.061
440	7.251	1:38.284
35	8.457	1:38.297
91	9.736	1:39.799
531	9.943	1:39.391
39	10.228	1:39.403
74	14.255	1:41.797
78	14.922	1:41.083
67	17.185	1:41.697
54	19.036	1:43.417
28	19.223	1:42.595
89	19.787	1:43.642
68	22.253	1:44.689
27	25.189	1:45.893
44	25.548	1:45.871
224	28.251	1:46.245
84	29.906	1:48.452
58	29.994	1:48.455

LAP 3 @ 18:29:31.948

NO	BEHIND	LAP TIME
76		1:33.259
3	2.153	1:34.605
5	5.117	1:36.454
440	11.953	1:37.961
35	12.681	1:37.483
91	14.957	1:38.480
531	15.450	1:38.766
39	15.731	1:38.762
74	22.793	1:41.797
78	23.047	1:41.384
67	25.746	1:41.820
28	28.784	1:42.820
54	29.560	1:43.783
89	30.021	1:43.493
68	32.688	1:43.694
27	36.955	1:45.025
44	37.365	1:45.076
224	43.881	1:48.889
58	44.994	1:48.259
84	45.135	1:48.488

LAP 4 @ 18:31:05.572

NO	BEHIND	LAP TIME
76		1:33.624
3	4.908	1:36.379
5	8.259	1:36.766
440	15.606	1:37.277
35	16.069	1:37.012
91	20.047	1:38.714
531	20.730	1:38.904
39	20.956	1:38.849
74	30.197	1:41.028
78	30.417	1:40.994
67	33.265	1:41.143
28	36.875	1:41.715
54	39.495	1:43.559
89	39.570	1:43.173
68	42.204	1:43.140
27	49.341	1:46.010
44	49.449	1:45.708
224	56.773	1:46.516
58	56.801	1:45.431
84	59.916	1:48.405

LAP 5 @ 18:32:40.032

NO	BEHIND	LAP TIME
76		1:34.460
3	7.424	1:36.976
5	10.681	1:36.882
35	18.618	1:37.009
440	19.181	1:38.035
91	23.831	1:38.244
531	24.418	1:38.148
39	25.380	1:38.884
78	35.871	1:39.914
74	36.349	1:40.612
67	40.458	1:41.653
28	43.626	1:41.211
89	47.882	1:42.772
54	49.149	1:44.114
68	52.667	1:44.923
27	59.887	1:45.006
44	1:00.066	1:45.077
58	1:08.374	1:46.033
224	1:09.083	1:46.770
84	1:14.677	1:49.221

Weather / Track : Cloudy / Dry

Cadwell Park: 2.1800 miles
Date: 07/07/2024 Start: 18:24 Finish: 18:32

Results can be found at www.tsl-timing.com

Printed - 18:34 Sunday, 07 July 2024

BMCRC - MRO Championships 2024 - Rnd 5 @ Cadwell Park

DART MRO 600 inc Clubman 600 & GP2/EVO

RACE 22 - POSITION CHART

No	Name	Lap Pos	1	2	3	4	5
5	MACRAE	1	5	76	76	76	76
76	JOHNSON	2	76	3	3	3	3
3	LAMBDEN	3	3	5	5	5	5
91	HIRST	4	440	440	440	440	35
440	EVERTON	5	91	35	35	35	440
531	KOURTI	6	35	91	91	91	91
35	DICKINSON	7	531	531	531	531	531
78	POVAH	8	39	39	39	39	39
54	ANDERTON	9	74	74	74	74	78
74	VAUGHAN	10	78	78	78	78	74
39	MONK	11	67	67	67	67	67
68	OTTER	12	54	54	28	28	28
84	HIGGINS	13	89	28	54	54	89
67	ANSELL	14	28	89	89	89	54
89	MUNRO	15	68	68	68	68	68
58	STEWART	16	27	27	27	27	27
27	PETTS	17	44	44	44	44	44
28	WALKER	18	84	224	224	224	58
44	DUTTON	19	58	84	58	58	224
224	PRICE	20	224	58	84	84	84

Weather / Track : Cloudy / Dry

Cadwell Park: 2.1800 miles
Date: 07/07/2024 Start: 18:24 Finish: 18:32

Results can be found at www.tsl-timing.com

Printed - 18:34 Sunday, 07 July 2024

BMCRC - MRO Championships 2024 - Rnd 5 @ Cadwell Park

DART MRO 600 inc Clubman 600 & GP2/EVO

RACE 22 - SECTOR ANALYSIS

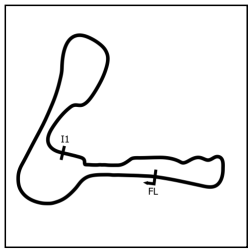

SECTOR 1 = FL to I1, SECTOR 2 = I1 to FL, DIFF = Difference To Personal Best Lap, P = Crossed Finish Line in Pit Lane, D = Time Disallowed

P1 76 Anthony JOHNSON Yamaha R6 - Inta Motorcycle Services Ltd

IDEAL LAP TIME : 1:33.158 BEST LAP TIME : 1:33.259 DIFFERENCE : 0.101

LAP	SECTOR 1	SECTOR 2	LAP TIME		MPH	DIFF	TIME OF DAY
1 -		40.725	1:40.791		77.86	7.532	18:26:24.834
2 -	54.301	39.554	1:33.855	(3)	83.61	0.596	18:27:58.689
3 -	54.103	***39.156***	***1:33.259***	**(1)**	***84.15***		***18:29:31.948***
4 -	***54.002***	39.622	1:33.624	(2)	83.82	0.365	18:31:05.572
5 -	54.342	40.118	1:34.460		83.08	1.201	18:32:40.032

P2 3 Joey LAMBDEN Kawasaki 636 -

IDEAL LAP TIME : 1:34.412 BEST LAP TIME : 1:34.561 DIFFERENCE : 0.149

LAP	SECTOR 1	SECTOR 2	LAP TIME		MPH	DIFF	TIME OF DAY
1 -		40.166	1:40.892		77.78	6.331	18:26:24.935
2 -	55.114	***39.447***	***1:34.561***	**(1)**	***82.99***		***18:27:59.496***
3 -	***54.965***	39.640	1:34.605	(2)	82.95	0.044	18:29:34.101
4 -	55.618	40.761	1:36.379	(3)	81.42	1.818	18:31:10.480
5 -	56.104	40.872	1:36.976		80.92	2.415	18:32:47.456

P3 5 Luke MACRAE Triumph 765 - Bournephoto.co.uk

IDEAL LAP TIME : 1:35.735 BEST LAP TIME : 1:36.061 DIFFERENCE : 0.326

LAP	SECTOR 1	SECTOR 2	LAP TIME		MPH	DIFF	TIME OF DAY
1 -		40.631	1:40.507		78.08	4.446	18:26:24.550
2 -	55.781	***40.280***	***1:36.061***	**(1)**	***81.69***		***18:28:00.611***
3 -	***55.455***	40.999	1:36.454	(2)	81.36	0.393	18:29:37.065
4 -	55.785	40.981	1:36.766	(3)	81.10	0.705	18:31:13.831
5 -	55.925	40.957	1:36.882		81.00	0.821	18:32:50.713

P4 35 Kai DICKINSON Kawasaki ZX636 -

IDEAL LAP TIME : 1:36.723 BEST LAP TIME : 1:37.009 DIFFERENCE : 0.286

LAP	SECTOR 1	SECTOR 2	LAP TIME		MPH	DIFF	TIME OF DAY
1 -		41.824	1:44.806		74.88	7.797	18:26:28.849
2 -	57.022	41.275	1:38.297		79.84	1.288	18:28:07.146
3 -	56.513	40.970	1:37.483	(3)	80.50	0.474	18:29:44.629
4 -	56.380	***40.632***	1:37.012	(2)	80.89	0.003	18:31:21.641
5 -	***56.091***	40.918	***1:37.009***	**(1)**	***80.90***		***18:32:58.650***

P5 440 C Elijah EVERTON Kawasaki NINJA 600 -

IDEAL LAP TIME : 1:37.277 BEST LAP TIME : 1:37.277 DIFFERENCE : 0.000

LAP	SECTOR 1	SECTOR 2	LAP TIME		MPH	DIFF	TIME OF DAY
1 -		41.676	1:43.613		75.74	6.336	18:26:27.656
2 -	56.879	41.405	1:38.284		79.85	1.007	18:28:05.940
3 -	56.482	41.479	1:37.961	(2)	80.11	0.684	18:29:43.901
4 -	***56.390***	***40.887***	***1:37.277***	**(1)**	***80.67***		***18:31:21.178***
5 -	57.108	40.927	1:38.035	(3)	80.05	0.758	18:32:59.213

P6 91 Sam HIRST Kawasaki ZX-636 - Team Valley Racing

IDEAL LAP TIME : 1:38.239 BEST LAP TIME : 1:38.244 DIFFERENCE : 0.005

LAP	SECTOR 1	SECTOR 2	LAP TIME		MPH	DIFF	TIME OF DAY
1 -		41.677	1:44.583		75.04	6.339	18:26:28.626
2 -	58.114	41.685	1:39.799		78.63	1.555	18:28:08.425
3 -	***57.098***	41.382	1:38.480	(2)	79.69	0.236	18:29:46.905
4 -	57.338	41.376	1:38.714	(3)	79.50	0.470	18:31:25.619
5 -	57.103	***41.141***	***1:38.244***	**(1)**	***79.88***		***18:33:03.863***

Weather / Track : Cloudy / Dry

Cadwell Park: 2.1800 miles
Date: 07/07/2024 Start: 18:24 Finish: 18:32

BMCRC - MRO Championships 2024 - Rnd 5 @ Cadwell Park

DART MRO 600 inc Clubman 600 & GP2/EVO

RACE 22 - SECTOR ANALYSIS

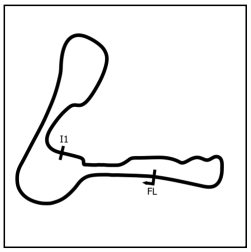

SECTOR 1 = FL to I1, SECTOR 2 = I1 to FL, DIFF = Difference To Personal Best Lap, P = Crossed Finish Line in Pit Lane, D = Time Disallowed

P7 531 C Jake KOURTI — Yamaha R6 - Red Mist Ltd/ GK Tree Surgeons Ltd/JWG Motorc

IDEAL LAP TIME : 1:38.148 BEST LAP TIME : 1:38.148 DIFFERENCE : 0.000

LAP	SECTOR 1	SECTOR 2	LAP TIME	MPH	DIFF	TIME OF DAY
1 -		41.876	1:45.198	74.60	7.050	18:26:29.241
2 -	57.717	41.674	1:39.391	78.96	1.243	18:28:08.632
3 -	57.166	41.600	1:38.766 (2)	79.46	0.618	18:29:47.398
4 -	57.333	41.571	1:38.904 (3)	79.35	0.756	18:31:26.302
5 -	***56.793***	***41.355***	***1:38.148 (1)***	***79.96***		***18:33:04.450***

P8 39 C Aaron MONK — Kawsaki NINJA 636 - flyaspitfire.co.uk

IDEAL LAP TIME : 1:38.592 BEST LAP TIME : 1:38.762 DIFFERENCE : 0.170

LAP	SECTOR 1	SECTOR 2	LAP TIME	MPH	DIFF	TIME OF DAY
1 -		41.973	1:45.471	74.40	6.709	18:26:29.514
2 -	57.557	41.846	1:39.403	78.95	0.641	18:28:08.917
3 -	57.043	41.719	***1:38.762 (1)***	***79.46***		***18:29:47.679***
4 -	57.191	***41.658***	1:38.849 (2)	79.39	0.087	18:31:26.528
5 -	***56.934***	41.950	1:38.884 (3)	79.36	0.122	18:33:05.412

P9 78 Keith POVAH — Yamaha R6 - @crap.sack give us a follow!

IDEAL LAP TIME : 1:39.914 BEST LAP TIME : 1:39.914 DIFFERENCE : 0.000

LAP	SECTOR 1	SECTOR 2	LAP TIME	MPH	DIFF	TIME OF DAY
1 -		42.967	1:48.485	72.34	8.571	18:26:32.528
2 -	58.288	42.795	1:41.083 (3)	77.63	1.169	18:28:13.611
3 -	58.258	43.126	1:41.384	77.40	1.470	18:29:54.995
4 -	58.538	42.456	1:40.994 (2)	77.70	1.080	18:31:35.989
5 -	***57.613***	***42.301***	***1:39.914 (1)***	***78.54***		***18:33:15.903***

P10 74 C Tom VAUGHAN — Yamaha R6 - Lamonde Automation Ltd, Smiths Mechanical Sup

IDEAL LAP TIME : 1:40.612 BEST LAP TIME : 1:40.612 DIFFERENCE : 0.000

LAP	SECTOR 1	SECTOR 2	LAP TIME	MPH	DIFF	TIME OF DAY
1 -		42.839	1:47.104	73.27	6.492	18:26:31.147
2 -	58.809	42.988	1:41.797 (3)	77.09	1.185	18:28:12.944
3 -	58.697	43.100	1:41.797 (3)	77.09	1.185	18:29:54.741
4 -	58.520	42.508	1:41.028 (2)	77.68	0.416	18:31:35.769
5 -	***58.451***	***42.161***	***1:40.612 (1)***	***78.00***		***18:33:16.381***

P11 67 C Edward ANSELL — Triumph 675 - E a Ansell contractors

IDEAL LAP TIME : 1:40.572 BEST LAP TIME : 1:41.143 DIFFERENCE : 0.571

LAP	SECTOR 1	SECTOR 2	LAP TIME	MPH	DIFF	TIME OF DAY
1 -		44.239	1:50.134	71.25	8.991	18:26:34.177
2 -	58.779	42.918	1:41.697 (3)	77.17	0.554	18:28:15.874
3 -	59.187	42.633	1:41.820	77.07	0.677	18:29:57.694
4 -	58.647	***42.496***	***1:41.143 (1)***	***77.59***		***18:31:38.837***
5 -	***58.076***	43.577	1:41.653 (2)	77.20	0.510	18:33:20.490

P12 28 C Tom WALKER — Yamaha R6 - TRW Racing

IDEAL LAP TIME : 1:41.211 BEST LAP TIME : 1:41.211 DIFFERENCE : 0.000

LAP	SECTOR 1	SECTOR 2	LAP TIME	MPH	DIFF	TIME OF DAY
1 -		44.574	1:51.274	70.52	10.063	18:26:35.317
2 -	58.754	43.841	1:42.595 (3)	76.49	1.384	18:28:17.912
3 -	59.173	43.647	1:42.820	76.32	1.609	18:30:00.732
4 -	58.363	43.352	1:41.715 (2)	77.15	0.504	18:31:42.447
5 -	***58.005***	***43.206***	***1:41.211 (1)***	***77.54***		***18:33:23.658***

BMCRC - MRO Championships 2024 - Rnd 5 @ Cadwell Park

DART MRO 600 inc Clubman 600 & GP2/EVO

RACE 22 - SECTOR ANALYSIS

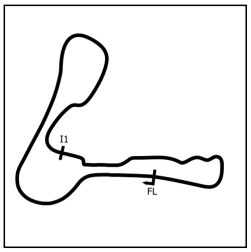

SECTOR 1 = FL to I1, SECTOR 2 = I1 to FL, DIFF = Difference To Personal Best Lap, P = Crossed Finish Line in Pit Lane, D = Time Disallowed

P13 89 David MUNRO Yamaha R6 -

IDEAL LAP TIME : 1:42.772 BEST LAP TIME : 1:42.772 DIFFERENCE : 0.000

LAP	SECTOR 1	SECTOR 2	LAP TIME	MPH	DIFF	TIME OF DAY
1 -		44.287	1:50.791	70.83	8.019	18:26:34.834
2 -	59.984	43.658	1:43.642	75.72	0.870	18:28:18.476
3 -	59.612	43.881	1:43.493 (3)	75.83	0.721	18:30:01.969
4 -	59.472	43.701	1:43.173 (2)	76.06	0.401	18:31:45.142
5 -	***59.341***	***43.431***	***1:42.772 (1)***	***76.36***		***18:33:27.914***

P14 54 C Jake ANDERTON Yamaha R6 - Hunter Racing

IDEAL LAP TIME : 1:43.047 BEST LAP TIME : 1:43.417 DIFFERENCE : 0.370

LAP	SECTOR 1	SECTOR 2	LAP TIME	MPH	DIFF	TIME OF DAY
1 -		44.505	1:50.265	71.17	6.848	18:26:34.308
2 -	***59.383***	44.034	***1:43.417 (1)***	***75.88***		***18:28:17.725***
3 -	1:00.119	***43.664***	1:43.783 (3)	75.61	0.366	18:30:01.508
4 -	59.601	43.958	1:43.559 (2)	75.78	0.142	18:31:45.067
5 -	1:00.231	43.883	1:44.114	75.37	0.697	18:33:29.181

P15 68 C Neville OTTER Kawasaki ZX6R - Spice Boy Racing

IDEAL LAP TIME : 1:43.140 BEST LAP TIME : 1:43.140 DIFFERENCE : 0.000

LAP	SECTOR 1	SECTOR 2	LAP TIME	MPH	DIFF	TIME OF DAY
1 -		44.725	1:52.210	69.94	9.070	18:26:36.253
2 -	1:00.498	44.191	1:44.689 (3)	74.96	1.549	18:28:20.942
3 -	1:00.055	43.639	1:43.694 (2)	75.68	0.554	18:30:04.636
4 -	***59.869***	***43.271***	***1:43.140 (1)***	***76.09***		***18:31:47.776***
5 -	1:00.261	44.662	1:44.923	74.79	1.783	18:33:32.699

P16 27 C Timothy PETTS Triumph DAYTONA 675 - Norfolk Triumph Racing Team

IDEAL LAP TIME : 1:44.815 BEST LAP TIME : 1:45.006 DIFFERENCE : 0.191

LAP	SECTOR 1	SECTOR 2	LAP TIME	MPH	DIFF	TIME OF DAY
1 -		45.309	1:53.942	68.87	8.936	18:26:37.985
2 -	1:01.027	44.866	1:45.893 (3)	74.11	0.887	18:28:23.878
3 -	1:00.626	***44.399***	1:45.025 (2)	74.72	0.019	18:30:08.903
4 -	1:01.172	44.838	1:46.010	74.03	1.004	18:31:54.913
5 -	***1:00.416***	44.590	***1:45.006 (1)***	***74.73***		***18:33:39.919***

P17 44 James DUTTON Yamaha R6 - AMR Motorcycles

IDEAL LAP TIME : 1:44.852 BEST LAP TIME : 1:45.076 DIFFERENCE : 0.224

LAP	SECTOR 1	SECTOR 2	LAP TIME	MPH	DIFF	TIME OF DAY
1 -		45.495	1:54.323	68.64	9.247	18:26:38.366
2 -	1:00.964	44.907	1:45.871	74.12	0.795	18:28:24.237
3 -	***1:00.589***	44.487	***1:45.076 (1)***	***74.68***		***18:30:09.313***
4 -	1:01.142	44.566	1:45.708 (3)	74.24	0.632	18:31:55.021
5 -	1:00.814	***44.263***	1:45.077 (2)	74.68	0.001	18:33:40.098

P18 58 Barry STEWART Kawasaki ZX6R -

IDEAL LAP TIME : 1:45.431 BEST LAP TIME : 1:45.431 DIFFERENCE : 0.000

LAP	SECTOR 1	SECTOR 2	LAP TIME	MPH	DIFF	TIME OF DAY
1 -		45.766	1:56.185	67.54	10.754	18:26:40.228
2 -	1:03.072	45.383	1:48.455	72.36	3.024	18:28:28.683
3 -	1:02.562	45.697	1:48.259 (3)	72.49	2.828	18:30:16.942
4 -	***1:00.892***	***44.539***	***1:45.431 (1)***	***74.43***		***18:32:02.373***
5 -	1:01.186	44.847	1:46.033 (2)	74.01	0.602	18:33:48.406

Weather / Track : Cloudy / Dry

Cadwell Park: 2.1800 miles
Date: 07/07/2024 Start: 18:24 Finish: 18:32

BMCRC - MRO Championships 2024 - Rnd 5 @ Cadwell Park

DART MRO 600 inc Clubman 600 & GP2/EVO

RACE 22 - SECTOR ANALYSIS

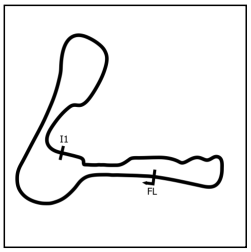

SECTOR 1 = FL to I1, SECTOR 2 = I1 to FL, DIFF = Difference To Personal Best Lap, P = Crossed Finish Line in Pit Lane, D = Time Disallowed

P19 224 C Dan PRICE Triumph DAYTONA 675 - Dp Racing

IDEAL LAP TIME : 1:45.990 BEST LAP TIME : 1:46.245 DIFFERENCE : 0.255

LAP	SECTOR 1	SECTOR 2	LAP TIME	MPH	DIFF	TIME OF DAY
1 -		45.694	1:56.652	67.27	10.407	18:26:40.695
2 -	1:01.856	***44.389***	***1:46.245 (1)***	***73.86***		***18:28:26.940***
3 -	1:03.114	45.775	1:48.889	72.07	2.644	18:30:15.829
4 -	***1:01.601***	44.915	1:46.516 **(2)**	73.67	0.271	18:32:02.345
5 -	1:01.698	45.072	1:46.770 **(3)**	73.50	0.525	18:33:49.115

P20 84 C George HIGGINS Yamaha R6 - Aztec Racing

IDEAL LAP TIME : 1:48.014 BEST LAP TIME : 1:48.405 DIFFERENCE : 0.391

LAP	SECTOR 1	SECTOR 2	LAP TIME	MPH	DIFF	TIME OF DAY
1 -		46.398	1:56.100	67.59	7.695	18:26:40.143
2 -	1:02.681	***45.771***	1:48.452 **(2)**	72.36	0.047	18:28:28.595
3 -	***1:02.243***	46.245	1:48.488 **(3)**	72.34	0.083	18:30:17.083
4 -	1:02.330	46.075	***1:48.405 (1)***	***72.39***		***18:32:05.488***
5 -	1:02.659	46.562	1:49.221	71.85	0.816	18:33:54.709

Weather / Track : Cloudy / Dry

Cadwell Park: 2.1800 miles
Date: 07/07/2024 Start: 18:24 Finish: 18:32

BMCRC - MRO Championships 2024 - Rnd 5 @ Cadwell Park

DART MRO 600 inc Clubman 600 & GP2/EVO

RACE 22 - BEST SECTORS

SECTOR 1				SECTOR 2			IDEAL / BEST COMPARISON					
POS	NO	NAME	TIME	NO	NAME	TIME	POS	NO	NAME	IDEAL	BEST	DIFF
									PERFECT LAP	1:33.158		
1	76	JOHNSON	54.002	76	JOHNSON	39.156	1	76	JOHNSON	1:33.158	1:33.259	0.101
2	3	LAMBDEN	54.965	3	LAMBDEN	39.447	2	3	LAMBDEN	1:34.412	1:34.561	0.149
3	5	MACRAE	55.455	5	MACRAE	40.280	3	5	MACRAE	1:35.735	1:36.061	0.326
4	35	DICKINSON	56.091	35	DICKINSON	40.632	4	35	DICKINSON	1:36.723	1:37.009	0.286
5	440	EVERTON	56.390	440	EVERTON	40.887	5	440	EVERTON	1:37.277	1:37.277	0.000
6	531	KOURTI	56.793	91	HIRST	41.141	6	531	KOURTI	1:38.148	1:38.148	0.000
7	39	MONK	56.934	531	KOURTI	41.355	7	91	HIRST	1:38.239	1:38.244	0.005
8	91	HIRST	57.098	39	MONK	41.658	8	39	MONK	1:38.592	1:38.762	0.170
9	78	POVAH	57.613	74	VAUGHAN	42.161	9	78	POVAH	1:39.914	1:39.914	0.000
10	28	WALKER	58.005	78	POVAH	42.301	10	67	ANSELL	1:40.572	1:41.143	0.571
11	67	ANSELL	58.076	67	ANSELL	42.496	11	74	VAUGHAN	1:40.612	1:40.612	0.000
12	74	VAUGHAN	58.451	28	WALKER	43.206	12	28	WALKER	1:41.211	1:41.211	0.000
13	89	MUNRO	59.341	68	OTTER	43.271	13	89	MUNRO	1:42.772	1:42.772	0.000
14	54	ANDERTON	59.383	89	MUNRO	43.431	14	54	ANDERTON	1:43.047	1:43.417	0.370
15	68	OTTER	59.869	54	ANDERTON	43.664	15	68	OTTER	1:43.140	1:43.140	0.000
16	27	PETTS	1:00.416	44	DUTTON	44.263	16	27	PETTS	1:44.815	1:45.006	0.191
17	44	DUTTON	1:00.589	224	PRICE	44.389	17	44	DUTTON	1:44.852	1:45.076	0.224
18	58	STEWART	1:00.892	27	PETTS	44.399	18	58	STEWART	1:45.431	1:45.431	0.000
19	224	PRICE	1:01.601	58	STEWART	44.539	19	224	PRICE	1:45.990	1:46.245	0.255
20	84	HIGGINS	1:02.243	84	HIGGINS	45.771	20	84	HIGGINS	1:48.014	1:48.405	0.391

Weather / Track : Cloudy / Dry

Cadwell Park: 2.1800 miles
Date: 07/07/2024 Start: 18:24 Finish: 18:32

Results can be found at www.tsl-timing.com

Printed - 18:34 Sunday, 07 July 2024

BMCRC - MRO Championships 2024 - Rnd 5 @ Cadwell Park

DART MRO 600 inc Clubman 600 & GP2/EVO

RACE 22 - STATISTICS

Competitors Started	20
Planned Start	2024-07-07 @ 18:15:00.000
Actual Start	2024-07-07 @ 18:24:44.042
Finish Time	2024-07-07 @ 18:32:40.031
Track Length	2.1800mi.
Total Laps	100
Total Distance Covered	218.0018mi.

Session Fastest Lap History

NO	CL	NAME	LAP TIME	TIME OF DAY	LAP	VEHICLE
76		**Anthony JOHNSON**	**1:33.855**	18:27:58.714	2	Yamaha R6
76		**Anthony JOHNSON**	**1:33.259**	18:29:31.973	3	Yamaha R6

Session Leader History

NO	CL	NAME	FROM LAP	LAPS LED	DISTANCE	VEHICLE
5		**Luke MACRAE**	1	1	2.18 miles	Triumph 765
76		**Anthony JOHNSON**	2	4	8.72 miles	Yamaha R6

Flag History

TYPE	TIME OF DAY
GREEN	18:24:44.042
FINISH	18:32:40.031

Flag Statistics

TYPE	COUNT	TOTAL LAPS	TOTAL TIME
Green	1	5	9:28.515
Red	0	0	0.000
Safety Car	0	0	0.000
FCY	0	0	0.000

Weather / Track : Cloudy / Dry

Cadwell Park: 2.1800 miles
Date: 07/07/2024 Start: 18:24 Finish: 18:32

BMCRC - MRO Championships 2024 - Rnd 5 @ Cadwell Park

DART MRO 600 inc Clubman 600 & GP2/EVO

RACE 22 - STATISTICS

CLASS : 9 Starters

Fastest Lap History

NO	NAME	LAP TIME	TIME OF DAY	LAP	VEHICLE
76	**Anthony JOHNSON**	**1:33.855**	18:27:58.714	2	Yamaha R6
76	**Anthony JOHNSON**	**1:33.259**	18:29:31.973	3	Yamaha R6

Leader History

NO	NAME	FROM LAP	LAPS LED	DISTANCE	VEHICLE
5	**Luke MACRAE**	1	1	2.18 miles	Triumph 765
76	**Anthony JOHNSON**	2	4	8.72 miles	Yamaha R6

BMCRC - MRO Championships 2024 - Rnd 5 @ Cadwell Park

DART MRO 600 inc Clubman 600 & GP2/EVO

RACE 22 - STATISTICS

CLASS : C

11 Starters

Fastest Lap History

NO	NAME	LAP TIME	TIME OF DAY	LAP	VEHICLE
440	**Elijah EVERTON**	**1:38.284**	18:28:05.975	2	Kawasaki NINJA 600
440	**Elijah EVERTON**	**1:37.961**	18:29:43.936	3	Kawasaki NINJA 600
440	**Elijah EVERTON**	**1:37.277**	18:31:21.213	4	Kawasaki NINJA 600

Leader History

NO	NAME	FROM LAP	LAPS LED	DISTANCE	VEHICLE
440	**Elijah EVERTON**	1	5	10.90 miles	Kawasaki NINJA 600

Weather / Track : Cloudy / Dry

Cadwell Park: 2.1800 miles
Date: 07/07/2024 Start: 18:24 Finish: 18:32

PROPERLY PROTECTED MRO MINITWINS

BMCRC-MRO Championships - Round 5

Cadwell Park

6th / 7th July 2024

Timing & Results Provided by Timing Solutions Ltd

www.tsl-timing.com

Cadwell Park Circuit

Louth, Lincolnshire, UK

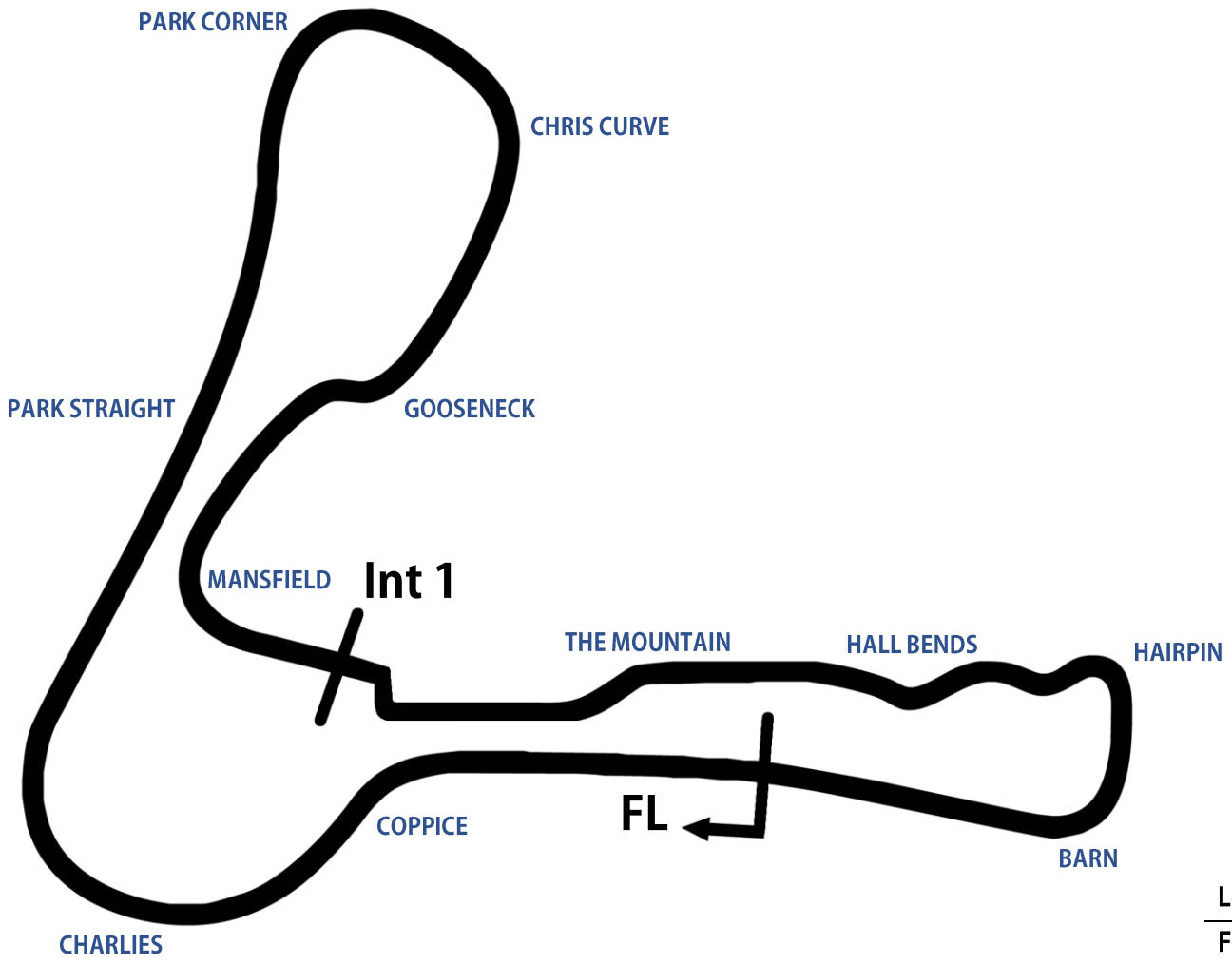

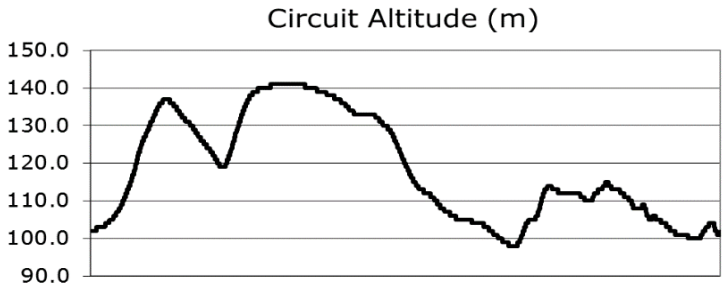

Length	2.1800 miles | 3.508 km | 3508.4m		
FL		53.31024 N	0.05940 W
Int 1	2330m	53.30708 N	0.06270 W
Pit Entry	3427m	53.31103 N	0.05889 W
Pit Exit	0m after FL	53.31030 N	0.05940 w
Pit Entry - Pit Exit	92m, 6.6s @ 50kph, 5.5s @ 60kph		

Results & Live Timing available at – www.tsl-timing.com

Updated - 24/01/2024 10:35

BMCRC - MRO Championships 2024 - Rnd 5 @ Cadwell Park

MRO Minitwins

QUALIFYING - CLASSIFICATION

POS	NO	NAME	ENTRY	TIME	ON	LAPS	GAP	DIFF	MPH
1	7	Phil ATKINSON	Suzuki SV650 - ROSE MOT/Q Oil Treatments	1:50.290	4	6			71.15
2	22	Darren DOWDS	Suzuki SV650 - Sublime Dsg Ltd	1:50.940	4	6	0.650	0.650	70.74
3	3	Oliver ARBON	Suzuki SV650 - TT Plumbing & Heating	1:54.634	5	5	4.344	3.694	68.46
4	19	Kevin LILLEY	Suzuki SV650 - Trafalgar Cleaning Eqpt. / Steve Jordar	1:55.563	5	5	5.273	0.929	67.91
5	333	David LINDEMANN	Suzuki SV650 - Giraffe Decorators	1:55.791	3	4	5.501	0.228	67.77
6	33	Steve COSTIN	Suzuki SV650 - Sublime Designs / ATP Motorsport ATF	1:55.840	3	3	5.550	0.049	67.74
7	74	Daniel BLACK	Suzuki SV650 - Dad	1:56.651	3	4	6.361	0.811	67.27
8	1	David TWYFORD	Suzuki SV650 - IMP Racing, MHP, Chris Cowan	1:57.958	2	2	7.668	1.307	66.53
9	189	Sebastian BARAN	Suzuki SV650 -	1:58.897	5	5	8.607	0.939	66.00
10	111	Freddie BATE	Suzuki SV650 - Hartjay	2:01.266	5	5	10.976	2.369	64.71
11	81	Malvern MAY	Suzuki SV650 - IMP racing	2:02.826	3	5	12.536	1.560	63.89
12	67	Simon HARVEY	Suzuki SV650 - Retirement Fund Racing	2:02.955	5	5	12.665	0.129	63.82
13	40	Simon WILKINSON	Suzuki SV650 -	2:04.448	4	5	14.158	1.493	63.06
14	34	Andrew JOHNSON	Suzuki SV650 - Rose & Charlie Racing	2:06.556	5	5	16.266	2.108	62.01
15	93	Tony BOTTO	Suzuki SV650 - TB Motorcycles	2:06.929	2	5	16.639	0.373	61.83
16	15	James SVENSEN	Suzuki SV650S - HCLCARSALES - Team TSR	2:08.222	5	5	17.932	1.293	61.20
17	69	Jack GRIFFITHS	Suzuki SV650 - Joe's Carpets, ATP Racing	2:08.632	5	5	18.342	0.410	61.01
18	70	Colin HALL	Suzuki SV650 -	2:08.987	4	4	18.697	0.355	60.84
19	145	Bradley CATLING	Suzuki SV650 - Electric Avenue Leeds Ltd	2:09.426	5	5	19.136	0.439	60.63
20	293	Leigh SMITH	Suzuki SV650 - Smiths Mechanical Support Ltd, Lamon	2:09.517	5	5	19.227	0.091	60.59
21	47	Tristan BOHANAN	Suzuki SV650 -	2:10.706	5	5	20.416	1.189	60.04
22	138	Craig JARMIN	Suzuki SV650 - SK PreP	2:11.471	4	4	21.181	0.765	59.69
23	777	Richard HIRST	Suzuki SV650 - Northern Garage Conversion	2:13.784	5	5	23.494	2.313	58.66
24	164	Adam FEARNLEY	Suzuki SV650 -	2:38.777	1	1	48.487	24.993	49.42
25	818	Ben RICHARDS	Suzuki SV650 - No Farmers No Food			0			

Weather / Track : Rain / Wet

These results are provisional until the conclusion of any judicial and technical matters.

Date: 06/07/2024 Start: 09:48 Finish: 09:58

Cadwell Park: 2.1800 miles

Clerk Of Course:	Stewards:	Timekeeper: Craig Smith	

Results can be found at www.tsl-timing.com

Printed - 10:01 Saturday, 06 July 2024

BMCRC - MRO Championships 2024 - Rnd 5 @ Cadwell Park

MRO Minitwins

QUALIFYING - SECTOR ANALYSIS

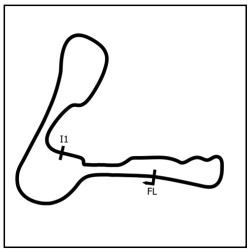

SECTOR 1 = FL to I1, SECTOR 2 = I1 to FL, DIFF = Difference To Personal Best Lap, P = Crossed Finish Line in Pit Lane, D = Time Disallowed

P1 7 Phil ATKINSON Suzuki SV650 - ROSE MOT/Q Oil Treatments

IDEAL LAP TIME : 1:50.124 BEST LAP TIME : 1:50.290 DIFFERENCE : 0.166

LAP	SECTOR 1	SECTOR 2	LAP TIME	MPH	DIFF	TIME OF DAY
1 -	1:09.603	49.385	1:58.988	65.95	8.698	09:51:28.925
2 -	1:06.258	47.367	1:53.625	69.06	3.335	09:53:22.550
3 -	1:04.766	46.560	1:51.326 (2)	70.49	1.036	09:55:13.876
4 -	1:04.125	***46.165***	***1:50.290 (1)***	***71.15***		***09:57:04.166***
5 -	***1:03.959***	48.143	1:52.102 (3)	70.00	1.812	09:58:56.268
6 -	1:06.673	48.629	1:55.302	68.06	5.012	10:00:51.570

P2 22 Darren DOWDS Suzuki SV650 - Sublime Dsg Ltd

IDEAL LAP TIME : 1:50.077 BEST LAP TIME : 1:50.940 DIFFERENCE : 0.863

LAP	SECTOR 1	SECTOR 2	LAP TIME	MPH	DIFF	TIME OF DAY
1 -	1:09.034	48.025	1:57.059	67.04	6.119	09:51:24.474
2 -	1:07.119	47.036	1:54.155	68.74	3.215	09:53:18.629
3 -	1:05.303	46.274	1:51.577 (3)	70.33	0.637	09:55:10.206
4 -	1:05.268	***45.672***	***1:50.940 (1)***	***70.74***		***09:57:01.146***
5 -	***1:04.405***	47.045	1:51.450 (2)	70.41	0.510	09:58:52.596
6 -	1:05.891	45.809	1:51.700	70.26	0.760	10:00:44.296

P3 3 Oliver ARBON Suzuki SV650 - TT Plumbing & Heating

IDEAL LAP TIME : 1:54.634 BEST LAP TIME : 1:54.634 DIFFERENCE : 0.000

LAP	SECTOR 1	SECTOR 2	LAP TIME	MPH	DIFF	TIME OF DAY
1 -	1:13.354	53.497	2:06.851	61.86	12.217	09:51:42.052
2 -	1:10.104	50.041	2:00.145	65.32	5.511	09:53:42.197
3 -	1:08.761	50.294	1:59.055 (3)	65.91	4.421	09:55:41.252
4 -	1:07.758	48.521	1:56.279 (2)	67.49	1.645	09:57:37.531
5 -	***1:06.685***	***47.949***	***1:54.634 (1)***	***68.46***		***09:59:32.165***

P4 19 Kevin LILLEY Suzuki SV650 - Trafalgar Cleaning Eqpt. / Steve Jordan Motorcy

IDEAL LAP TIME : 1:55.563 BEST LAP TIME : 1:55.563 DIFFERENCE : 0.000

LAP	SECTOR 1	SECTOR 2	LAP TIME	MPH	DIFF	TIME OF DAY
1 -	1:10.605	51.138	2:01.743	64.46	6.180	09:51:34.587
2 -	1:08.502	49.397	1:57.899	66.56	2.336	09:53:32.486
3 -	1:07.485	49.003	1:56.488 (2)	67.37	0.925	09:55:28.974
4 -	1:08.373	48.439	1:56.812 (3)	67.18	1.249	09:57:25.786
5 -	***1:07.159***	***48.404***	***1:55.563 (1)***	***67.91***		***09:59:21.349***

P5 333 David LINDEMANN Suzuki SV650 - Giraffe Decorators

IDEAL LAP TIME : 1:55.574 BEST LAP TIME : 1:55.791 DIFFERENCE : 0.217

LAP	SECTOR 1	SECTOR 2	LAP TIME	MPH	DIFF	TIME OF DAY
1 -	1:13.567	53.480	2:07.047	61.77	11.256	09:51:42.567
2 -	1:08.967	48.543	1:57.510 (3)	66.78	1.719	09:53:40.077
3 -	1:07.510	***48.281***	***1:55.791 (1)***	***67.77***		***09:55:35.868***
4 -	***1:07.293***	48.598	1:55.891 (2)	67.71	0.100	09:57:31.759

P6 33 Steve COSTIN Suzuki SV650 - Sublime Designs / ATP Motorsport ATP Motorsp

IDEAL LAP TIME : 1:55.840 BEST LAP TIME : 1:55.840 DIFFERENCE : 0.000

LAP	SECTOR 1	SECTOR 2	LAP TIME	MPH	DIFF	TIME OF DAY
1 -	1:13.924	51.895	2:05.819 (3)	62.37	9.979	09:51:34.295
2 -	1:09.619	49.261	1:58.880 (2)	66.01	3.040	09:53:33.175
3 -	***1:07.175***	***48.665***	***1:55.840 (1)***	***67.74***		***09:55:29.015***

Weather / Track : Rain / Wet

Cadwell Park: 2.1800 miles
Date: 06/07/2024 Start: 09:48 Finish: 09:58

BMCRC - MRO Championships 2024 - Rnd 5 @ Cadwell Park

MRO Minitwins

QUALIFYING - SECTOR ANALYSIS

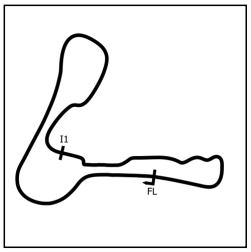

SECTOR 1 = FL to I1, SECTOR 2 = I1 to FL, DIFF = Difference To Personal Best Lap, P = Crossed Finish Line in Pit Lane, D = Time Disallowed

P7 74 Daniel BLACK Suzuki SV650 - Dad

IDEAL LAP TIME : 1:56.251 BEST LAP TIME : 1:56.651 DIFFERENCE : 0.400

LAP	SECTOR 1	SECTOR 2	LAP TIME	MPH	DIFF	TIME OF DAY
1 -	1:12.188	51.819	2:04.007	63.28	7.356	09:51:35.540
2 -	1:09.121	49.209	1:58.330 (3)	66.32	1.679	09:53:33.870
3 -	1:08.233	***48.418***	***1:56.651 (1)***	***67.27***		***09:55:30.521***
4 -	***1:07.833***	49.461	1:57.294 (2)	66.90	0.643	09:57:27.815

P8 1 David TWYFORD Suzuki SV650 - IMP Racing, MHP, Chris Cowan

IDEAL LAP TIME : 1:54.939 BEST LAP TIME : 1:57.958 DIFFERENCE : 3.019

LAP	SECTOR 1	SECTOR 2	LAP TIME	MPH	DIFF	TIME OF DAY
1 -	1:12.202	50.746	2:02.948 (2)	63.83	4.990	09:51:34.637
2 -	1:08.667	***49.291***	***1:57.958 (1)***	***66.53***		***09:53:32.595***

P9 189 Sebastian BARAN Suzuki SV650 -

IDEAL LAP TIME : 1:58.897 BEST LAP TIME : 1:58.897 DIFFERENCE : 0.000

LAP	SECTOR 1	SECTOR 2	LAP TIME	MPH	DIFF	TIME OF DAY
1 -	1:13.965	54.710	2:08.675	60.99	9.778	09:51:56.532
2 -	1:10.321	51.296	2:01.617 (3)	64.53	2.720	09:53:58.149
3 -	1:10.391	53.653	2:04.044	63.26	5.147	09:56:02.193
4 -	1:10.940	50.504	2:01.444 (2)	64.62	2.547	09:58:03.637
5 -	***1:09.604***	***49.293***	***1:58.897 (1)***	***66.00***		***10:00:02.534***

P10 111 Freddie BATE Suzuki SV650 - Hartjay

IDEAL LAP TIME : 2:00.273 BEST LAP TIME : 2:01.266 DIFFERENCE : 0.993

LAP	SECTOR 1	SECTOR 2	LAP TIME	MPH	DIFF	TIME OF DAY
1 -	1:14.773	54.486	2:09.259	60.71	7.993	09:51:55.755
2 -	1:11.173	53.328	2:04.501	63.03	3.235	09:54:00.256
3 -	1:10.739	52.658	2:03.397 (3)	63.60	2.131	09:56:03.653
4 -	1:11.024	***51.036***	2:02.060 (2)	64.29	0.794	09:58:05.713
5 -	***1:09.237***	52.029	***2:01.266 (1)***	***64.71***		***10:00:06.979***

P11 81 Malvern MAY Suzuki SV650 - IMP racing

IDEAL LAP TIME : 2:00.391 BEST LAP TIME : 2:02.826 DIFFERENCE : 2.435

LAP	SECTOR 1	SECTOR 2	LAP TIME	MPH	DIFF	TIME OF DAY
1 -	1:16.821	53.678	2:10.499	60.13	7.673	09:52:02.201
2 -	1:12.900	51.277	2:04.177	63.20	1.351	09:54:06.378
3 -	***1:10.105***	52.721	***2:02.826 (1)***	***63.89***		***09:56:09.204***
4 -	1:10.544	52.658	2:03.202 (2)	63.70	0.376	09:58:12.406
5 -	1:13.523	***50.286***	2:03.809 (3)	63.38	0.983	10:00:16.215

P12 67 Simon HARVEY Suzuki SV650 - Retirement Fund Racing

IDEAL LAP TIME : 2:02.955 BEST LAP TIME : 2:02.955 DIFFERENCE : 0.000

LAP	SECTOR 1	SECTOR 2	LAP TIME	MPH	DIFF	TIME OF DAY
1 -	1:23.407	57.218	2:20.625	55.80	17.670	09:52:22.092
2 -	1:17.657	53.586	2:11.243	59.79	8.288	09:54:33.335
3 -	1:14.298	53.375	2:07.673 (2)	61.47	4.718	09:56:41.008
4 -	1:13.958	54.019	2:07.977 (3)	61.32	5.022	09:58:48.985
5 -	***1:12.339***	***50.616***	***2:02.955 (1)***	***63.82***		***10:00:51.940***

Weather / Track : Rain / Wet

Cadwell Park: 2.1800 miles
Date: 06/07/2024 Start: 09:48 Finish: 09:58

BMCRC - MRO Championships 2024 - Rnd 5 @ Cadwell Park

MRO Minitwins

QUALIFYING - SECTOR ANALYSIS

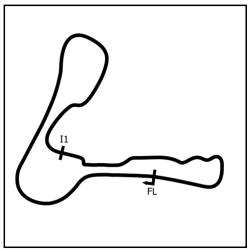

SECTOR 1 = FL to I1, SECTOR 2 = I1 to FL, DIFF = Difference To Personal Best Lap, P = Crossed Finish Line in Pit Lane, D = Time Disallowed

P13 40 Simon WILKINSON Suzuki SV650 -

IDEAL LAP TIME : 2:04.103 BEST LAP TIME : 2:04.448 DIFFERENCE : 0.345

LAP	SECTOR 1	SECTOR 2	LAP TIME	MPH	DIFF	TIME OF DAY
1 -	1:15.574	54.051	2:09.625	60.54	5.177	09:51:42.501
2 -	1:15.423	53.962	2:09.385	60.65	4.937	09:53:51.886
3 -	1:13.217	***51.961***	2:05.178 **(3)**	62.69	0.730	09:55:57.064
4 -	***1:12.142***	52.306	***2:04.448*** **(1)**	***63.06***		***09:58:01.512***
5 -	1:12.661	52.476	2:05.137 **(2)**	62.71	0.689	10:00:06.649

P14 34 Andrew JOHNSON Suzuki SV650 - Rose & Charlie Racing

IDEAL LAP TIME : 2:06.556 BEST LAP TIME : 2:06.556 DIFFERENCE : 0.000

LAP	SECTOR 1	SECTOR 2	LAP TIME	MPH	DIFF	TIME OF DAY
1 -	1:21.331	1:00.064	2:21.395	55.50	14.839	09:52:11.487
2 -	1:18.791	56.421	2:15.212	58.04	8.656	09:54:26.699
3 -	1:16.905	54.902	2:11.807 **(3)**	59.54	5.251	09:56:38.506
4 -	1:15.978	55.121	2:11.099 **(2)**	59.86	4.543	09:58:49.605
5 -	***1:14.211***	***52.345***	***2:06.556*** **(1)**	***62.01***		***10:00:56.161***

P15 93 Tony BOTTO Suzuki SV650 - TB Motorcycles

IDEAL LAP TIME : 2:05.621 BEST LAP TIME : 2:06.929 DIFFERENCE : 1.308

LAP	SECTOR 1	SECTOR 2	LAP TIME	MPH	DIFF	TIME OF DAY
1 -	1:18.731	53.281	2:12.012	59.44	5.083	09:51:47.679
2 -	1:15.919	***51.010***	***2:06.929*** **(1)**	***61.83***		***09:53:54.608***
3 -	***1:14.611***	54.328	2:08.939	60.86	2.010	09:56:03.547
4 -	1:15.317	53.253	2:08.570 **(2)**	61.04	1.641	09:58:12.117
5 -	1:15.436	53.306	2:08.742 **(3)**	60.95	1.813	10:00:20.859

P16 15 James SVENSEN Suzuki SV650S - HCLCARSALES - Team TSR

IDEAL LAP TIME : 2:08.222 BEST LAP TIME : 2:08.222 DIFFERENCE : 0.000

LAP	SECTOR 1	SECTOR 2	LAP TIME	MPH	DIFF	TIME OF DAY
1 -	1:20.524	55.494	2:16.018	57.69	7.796	09:52:16.645
2 -	1:16.400	54.825	2:11.225 **(2)**	59.80	3.003	09:54:27.870
3 -	1:16.369	54.863	2:11.232 **(3)**	59.80	3.010	09:56:39.102
4 -	1:15.715	55.556	2:11.271	59.78	3.049	09:58:50.373
5 -	***1:15.704***	***52.518***	***2:08.222*** **(1)**	***61.20***		***10:00:58.595***

P17 69 Jack GRIFFITHS Suzuki SV650 - Joe's Carpets, ATP Racing

IDEAL LAP TIME : 2:08.425 BEST LAP TIME : 2:08.632 DIFFERENCE : 0.207

LAP	SECTOR 1	SECTOR 2	LAP TIME	MPH	DIFF	TIME OF DAY
1 -	1:16.503	54.305	2:10.808	59.99	2.176	09:51:41.968
2 -	***1:15.268***	54.467	2:09.735 **(2)**	60.49	1.103	09:53:51.703
3 -	1:15.923	54.162	2:10.085	60.33	1.453	09:56:01.788
4 -	1:16.007	53.843	2:09.850 **(3)**	60.43	1.218	09:58:11.638
5 -	1:15.475	***53.157***	***2:08.632*** **(1)**	***61.01***		***10:00:20.270***

P18 70 Colin HALL Suzuki SV650 -

IDEAL LAP TIME : 2:08.987 BEST LAP TIME : 2:08.987 DIFFERENCE : 0.000

LAP	SECTOR 1	SECTOR 2	LAP TIME	MPH	DIFF	TIME OF DAY
1 -	1:28.113	1:00.948	2:29.061	52.65	20.074	09:52:26.514
2 -	1:19.069	55.981	2:15.050 **(3)**	58.11	6.063	09:54:41.564
3 -	1:15.884	55.037	2:10.921 **(2)**	59.94	1.934	09:56:52.485
4 -	***1:14.813***	***54.174***	***2:08.987*** **(1)**	***60.84***		***09:59:01.472***

Weather / Track : Rain / Wet

Cadwell Park: 2.1800 miles
Date: 06/07/2024 Start: 09:48 Finish: 09:58

BMCRC - MRO Championships 2024 - Rnd 5 @ Cadwell Park

MRO Minitwins

QUALIFYING - SECTOR ANALYSIS

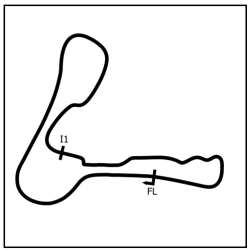

SECTOR 1 = FL to I1, SECTOR 2 = I1 to FL, DIFF = Difference To Personal Best Lap, P = Crossed Finish Line in Pit Lane, D = Time Disallowed

P19 145 Bradley CATLING Suzuki SV650 - Electric Avenue Leeds Ltd

IDEAL LAP TIME : 2:09.426 BEST LAP TIME : 2:09.426 DIFFERENCE : 0.000

LAP	SECTOR 1	SECTOR 2	LAP TIME	MPH	DIFF	TIME OF DAY
1 -	1:20.192	58.677	2:18.869	56.51	9.443	09:52:12.631
2 -	1:18.492	57.661	2:16.153	57.64	6.727	09:54:28.784
3 -	1:16.767	56.200	2:12.967 **(3)**	59.02	3.541	09:56:41.751
4 -	1:16.678	54.183	2:10.861 **(2)**	59.97	1.435	09:58:52.612
5 -	***1:15.840***	***53.586***	***2:09.426*** **(1)**	***60.63***		***10:01:02.038***

P20 293 Leigh SMITH Suzuki SV650 - Smiths Mechanical Support Ltd, Lamonde Autor

IDEAL LAP TIME : 2:09.227 BEST LAP TIME : 2:09.517 DIFFERENCE : 0.290

LAP	SECTOR 1	SECTOR 2	LAP TIME	MPH	DIFF	TIME OF DAY
1 -	1:21.666	56.912	2:18.578	56.63	9.061	09:51:59.495
2 -	1:16.641	54.819	2:11.460	59.69	1.943	09:54:10.955
3 -	1:15.529	54.099	2:09.628 **(2)**	60.54	0.111	09:56:20.583
4 -	***1:15.347***	54.515	2:09.862 **(3)**	60.43	0.345	09:58:30.445
5 -	1:15.637	***53.880***	***2:09.517*** **(1)**	***60.59***		***10:00:39.962***

P21 47 Tristan BOHANAN Suzuki SV650 -

IDEAL LAP TIME : 2:10.706 BEST LAP TIME : 2:10.706 DIFFERENCE : 0.000

LAP	SECTOR 1	SECTOR 2	LAP TIME	MPH	DIFF	TIME OF DAY
1 -	1:21.087	59.807	2:20.894	55.70	10.188	09:52:11.976
2 -	1:18.882	56.419	2:15.301	58.00	4.595	09:54:27.277
3 -	1:16.929	56.719	2:13.648 **(3)**	58.72	2.942	09:56:40.925
4 -	1:17.099	55.666	2:12.765 **(2)**	59.11	2.059	09:58:53.690
5 -	***1:16.457***	***54.249***	***2:10.706*** **(1)**	***60.04***		***10:01:04.396***

P22 138 Craig JARMIN Suzuki SV650 - SK PreP

IDEAL LAP TIME : 2:11.471 BEST LAP TIME : 2:11.471 DIFFERENCE : 0.000

LAP	SECTOR 1	SECTOR 2	LAP TIME	MPH	DIFF	TIME OF DAY
1 -	1:25.393	57.581	2:22.974	54.89	11.503	09:52:20.619
2 -	1:18.619	56.520	2:15.139 **(3)**	58.07	3.668	09:54:35.758
3 -	1:17.383	56.044	2:13.427 **(2)**	58.81	1.956	09:56:49.185
4 -	***1:16.399***	***55.072***	***2:11.471*** **(1)**	***59.69***		***09:59:00.656***

P23 777 Richard HIRST Suzuki SV650 - Northern Garage Conversion

IDEAL LAP TIME : 2:13.446 BEST LAP TIME : 2:13.784 DIFFERENCE : 0.338

LAP	SECTOR 1	SECTOR 2	LAP TIME	MPH	DIFF	TIME OF DAY
1 -	1:25.611	58.338	2:23.949	54.51	10.165	09:52:02.009
2 -	1:20.734	55.515	2:16.249	57.60	2.465	09:54:18.258
3 -	1:20.381	55.738	2:16.119 **(3)**	57.65	2.335	09:56:34.377
4 -	1:19.611	***55.089***	2:14.700 **(2)**	58.26	0.916	09:58:49.077
5 -	***1:18.357***	55.427	***2:13.784*** **(1)**	***58.66***		***10:01:02.861***

P24 164 Adam FEARNLEY Suzuki SV650 -

IDEAL LAP TIME : 2:30.298 BEST LAP TIME : 2:38.777 DIFFERENCE : 8.479

LAP	SECTOR 1	SECTOR 2	LAP TIME	MPH	DIFF	TIME OF DAY
1 -	1:36.080	***1:02.697***	***2:38.777*** **(1)**	***49.42***		***09:52:40.709***

BMCRC - MRO Championships 2024 - Rnd 5 @ Cadwell Park

MRO Minitwins

QUALIFYING - BEST SECTORS

SECTOR 1

POS	NO	NAME	TIME
1	7	ATKINSON	1:03.959
2	22	DOWDS	1:04.405
3	1	TWYFORD	1:05.648
4	3	ARBON	1:06.685
5	19	LILLEY	1:07.159
6	33	COSTIN	1:07.175
7	333	LINDEMANN	1:07.293
8	74	BLACK	1:07.833
9	111	BATE	1:09.237
10	189	BARAN	1:09.604
11	81	MAY	1:10.105
12	40	WILKINSON	1:12.142
13	67	HARVEY	1:12.339
14	34	JOHNSON	1:14.211
15	93	BOTTO	1:14.611
16	70	HALL	1:14.813
17	69	GRIFFITHS	1:15.268
18	293	SMITH	1:15.347
19	15	SVENSEN	1:15.704
20	145	CATLING	1:15.840
21	138	JARMIN	1:16.399
22	47	BOHANAN	1:16.457
23	777	HIRST	1:18.357
24	818	RICHARDS	1:18.450
25	164	FEARNLEY	1:27.601

SECTOR 2

NO	NAME	TIME
22	DOWDS	45.672
7	ATKINSON	46.165
3	ARBON	47.949
333	LINDEMANN	48.281
19	LILLEY	48.404
74	BLACK	48.418
33	COSTIN	48.665
1	TWYFORD	49.291
189	BARAN	49.293
81	MAY	50.286
67	HARVEY	50.616
93	BOTTO	51.010
111	BATE	51.036
40	WILKINSON	51.961
34	JOHNSON	52.345
15	SVENSEN	52.518
69	GRIFFITHS	53.157
145	CATLING	53.586
293	SMITH	53.880
70	HALL	54.174
47	BOHANAN	54.249
138	JARMIN	55.072
777	HIRST	55.089
164	FEARNLEY	1:02.697

IDEAL / BEST COMPARISON

		PERFECT LAP	1:49.631		
1	22	DOWDS	1:50.077	1:50.940	0.863
2	7	ATKINSON	1:50.124	1:50.290	0.166
3	3	ARBON	1:54.634	1:54.634	0.000
4	1	TWYFORD	1:54.939	1:57.958	3.019
5	19	LILLEY	1:55.563	1:55.563	0.000
6	333	LINDEMANN	1:55.574	1:55.791	0.217
7	33	COSTIN	1:55.840	1:55.840	0.000
8	74	BLACK	1:56.251	1:56.651	0.400
9	189	BARAN	1:58.897	1:58.897	0.000
10	111	BATE	2:00.273	2:01.266	0.993
11	81	MAY	2:00.391	2:02.826	2.435
12	67	HARVEY	2:02.955	2:02.955	0.000
13	40	WILKINSON	2:04.103	2:04.448	0.345
14	93	BOTTO	2:05.621	2:06.929	1.308
15	34	JOHNSON	2:06.556	2:06.556	0.000
16	15	SVENSEN	2:08.222	2:08.222	0.000
17	69	GRIFFITHS	2:08.425	2:08.632	0.207
18	70	HALL	2:08.987	2:08.987	0.000
19	293	SMITH	2:09.227	2:09.517	0.290
20	145	CATLING	2:09.426	2:09.426	0.000
21	47	BOHANAN	2:10.706	2:10.706	0.000
22	138	JARMIN	2:11.471	2:11.471	0.000
23	777	HIRST	2:13.446	2:13.784	0.338
24	164	FEARNLEY	2:30.298	2:38.777	8.479

Weather / Track : Rain / Wet

Cadwell Park: 2.1800 miles
Date: 06/07/2024 Start: 09:48 Finish: 09:58

Results can be found at www.tsl-timing.com

Printed - 10:01 Saturday, 06 July 2024

BMCRC - MRO Championships 2024 - Rnd 5 @ Cadwell Park

MRO Minitwins

QUALIFYING - STATISTICS

Competitors Started	25
Planned Start	2024-07-06 @ 09:39:00.000
Actual Start	2024-07-06 @ 09:48:57.322
Finish Time	2024-07-06 @ 09:58:57.315
Track Length	2.1800mi.
Total Laps	109
Total Distance Covered	237.6220mi.

Session Fastest Lap History

NO	NAME	LAP TIME	TIME OF DAY	LAP	VEHICLE
22	**Darren DOWDS**	**1:57.059**	09:51:24.486	1	Suzuki SV650
22	**Darren DOWDS**	**1:54.155**	09:53:18.641	2	Suzuki SV650
7	**Phil ATKINSON**	**1:53.625**	09:53:22.559	2	Suzuki SV650
22	**Darren DOWDS**	**1:51.577**	09:55:10.219	3	Suzuki SV650
7	**Phil ATKINSON**	**1:51.326**	09:55:13.885	3	Suzuki SV650
22	**Darren DOWDS**	**1:50.940**	09:57:01.158	4	Suzuki SV650
7	**Phil ATKINSON**	**1:50.290**	09:57:04.175	4	Suzuki SV650

Flag History

TYPE	TIME OF DAY
GREEN	09:48:57.322
FINISH	09:58:57.315

Flag Statistics

TYPE	COUNT	TOTAL LAPS	TOTAL TIME
Green	1	6	12:28.220
Red	0	0	0.000
Safety Car	0	0	0.000
FCY	0	0	0.000

Weather / Track : Rain / Wet

Cadwell Park: 2.1800 miles
Date: 06/07/2024 Start: 09:48 Finish: 09:58

Results can be found at www.tsl-timing.com

Printed - 10:01 Saturday, 06 July 2024

BMCRC - MRO Championships 2024 - Rnd 5 @ Cadwell Park

MRO Minitwins

RACE 4 - GRID (12 Laps)

ROW 9	25	818	Ben RICHARDS								
ROW 8	22	138	Craig JARMIN	2:11.471	23	777	Richard HIRST	2:13.784	24	164	Adam FEARNLEY	2:38.777
ROW 7	19	145	Bradley CATLING	2:09.426	20	293	Leigh SMITH	2:09.517	21	47	Tristan BOHANAN	2:10.706
ROW 6	16	15	James SVENSEN	2:08.222	17	69	Jack GRIFFITHS	2:08.632	18	70	Colin HALL	2:08.987
ROW 5	13	40	Simon WILKINSON	2:04.448	14	34	Andrew JOHNSON	2:06.556	15	93	Tony BOTTO	2:06.929
ROW 4	10	111	Freddie BATE	2:01.266	11	81	Malvern MAY	2:02.826	12	67	Simon HARVEY	2:02.955
ROW 3	7	74	Daniel BLACK	1:56.651	8	1	David TWYFORD	1:57.958	9	189	Sebastian BARAN	1:58.897
ROW 2	4	19	Kevin LILLEY	1:55.563	5	333	David LINDEMANN	1:55.791	6	33	Steve COSTIN	1:55.840
ROW 1	1	7	Phil ATKINSON	1:50.290	2	22	Darren DOWDS	1:50.940	3	3	Oliver ARBON	1:54.634

Pole

These results are provisional until the conclusion of any judicial and technical matters.

Cadwell Park: 2.1800 miles

Clerk Of Course:	Stewards:	Timekeeper: Craig Smith	

Results can be found at www.tsl-timing.com

Printed - 10:02 Saturday, 06 July 2024

BMCRC - MRO Championships 2024 - Rnd 5 @ Cadwell Park

MRO Minitwins

RACE 4 - CLASSIFICATION

Race Distance: 10 Laps / 21.80 miles

POS	NO	NAME	ENTRY	LAPS	TIME	GAP	DIFF	MPH	BEST	ON	GRD	↑↓
1	1	David TWYFORD	Suzuki SV650 - IMP Racing, MHP, Chris Cowan	10	16:58.209			77.07	1:38.957	7	8	7
2	7	Phil ATKINSON	Suzuki SV650 - ROSE MOT/Q Oil Treatments	10	17:06.285	8.076	8.076	76.47	1:39.825	5	1	-1
3	22	Darren DOWDS	Suzuki SV650 - Sublime Dsg Ltd	10	17:17.531	19.322	11.246	75.64	1:40.653	6	2	-1
4	333	David LINDEMANN	Suzuki SV650 - Giraffe Decorators	10	17:21.904	23.695	4.373	75.32	1:41.757	8	5	1
5	19	Kevin LILLEY	Suzuki SV650 - Trafalgar Cleaning Eqpt. / Steve Jordan Mot	10	17:30.042	31.833	8.138	74.74	1:42.555	7	4	-1
6	3	Oliver ARBON	Suzuki SV650 - TT Plumbing & Heating	10	17:33.490	35.281	3.448	74.49	1:42.178	7	3	-3
7	33	Steve COSTIN	Suzuki SV650 - Sublime Designs / ATP Motorsport ATP Mot	10	17:35.390	37.181	1.900	74.36	1:43.418	8	6	-1
8	74	Daniel BLACK	Suzuki SV650 - Dad	10	17:50.831	52.622	15.441	73.28	1:45.056	6	7	-1
9	111	Freddie BATE	Suzuki SV650 - Hartjay	9	16:36.751	1 Lap	1 Lap	70.86	1:48.238	9	10	1
10	189	Sebastian BARAN	Suzuki SV650 -	9	16:42.796	1 Lap	6.045	70.43	1:46.202	9	9	-1
11	81	Malvern MAY	Suzuki SV650 - IMP racing	9	16:43.233	1 Lap	0.437	70.40	1:46.339	9	11	0
12	293	Leigh SMITH	Suzuki SV650 - Smiths Mechanical Support Ltd, Lamonde A	9	16:49.797	1 Lap	6.564	69.94	1:47.428	9	20	8
13	15	James SVENSEN	Suzuki SV650S - HCLCARSALES - Team TSR	9	16:55.031	1 Lap	5.234	69.58	1:48.011	9	16	3
14	34	Andrew JOHNSON	Suzuki SV650 - Rose & Charlie Racing	9	17:01.392	1 Lap	6.361	69.15	1:48.944	7	14	0
15	67	Simon HARVEY	Suzuki SV650 - Retirement Fund Racing	9	17:01.795	1 Lap	0.403	69.12	1:49.431	6	12	-3
16	40	Simon WILKINSON	Suzuki SV650 -	9	17:02.707	1 Lap	0.912	69.06	1:48.995	7	13	-3
17	93	Tony BOTTO	Suzuki SV650 - TB Motorcycles	9	17:06.526	1 Lap	3.819	68.80	1:50.655	7	15	-2
18	47	Tristan BOHANAN	Suzuki SV650 -	9	17:07.233	1 Lap	0.707	68.76	1:49.317	7	21	3
19	777	Richard HIRST	Suzuki SV650 - Northern Garage Conversion	9	17:14.044	1 Lap	6.811	68.30	1:51.335	8	23	4
20	69	Jack GRIFFITHS	Suzuki SV650 - Joe's Carpets, ATP Racing	9	17:15.628	1 Lap	1.584	68.20	1:50.702	8	17	-3
21	138	Craig JARMIN	Suzuki SV650 - SK PreP	9	17:30.052	1 Lap	14.424	67.26	1:54.310	4	22	1
22	145	Bradley CATLING	Suzuki SV650 - Electric Avenue Leeds Ltd	9	17:32.130	1 Lap	2.078	67.13	1:53.371	7	19	-3
23	164	Adam FEARNLEY	Suzuki SV650 -	9	17:51.259	1 Lap	19.129	65.93	1:56.029	3	24	1
			NOT CLASSIFIED									
DNF	70	Colin HALL	Suzuki SV650 -	9	16:54.942	1 Lap		69.59	1:49.061	8	18	
			NOT STARTED									
NS	818	Ben RICHARDS	Suzuki SV650 - No Farmers No Food								25	
			FASTEST LAP									
	1	David TWYFORD	Suzuki SV650 - IMP Racing, MHP, Chris Cowan	7	1:38.957		79.30 mph		127.63 kph			

Comments:
92.5% of Race Speed = 71.28 mph

Red Flag (end of session): 14:25

Weather / Track : Cloudy / Dry
These results are provisional until the conclusion of any judicial and technical matters.

Date: 06/07/2024 Start: 14:06 Finish: 14:23
Cadwell Park: 2.1800 miles

Clerk Of Course:	Stewards:	Timekeeper: Craig Smith	

Results can be found at www.tsl-timing.com

Printed - 14:28 Saturday, 06 July 2024

BMCRC - MRO Championships 2024 - Rnd 5 @ Cadwell Park

MRO Minitwins

RACE 4 - LAP CHART

LAP 1 @ 14:08:43.783

NO	BEHIND	LAP TIME
22		1:50.085
1	3.001	1:53.086
3	4.802	1:54.887
33	5.239	1:55.324
7	5.616	1:55.701
19	6.436	1:56.521
74	6.595	1:56.680
333	6.647	1:56.732
111	10.484	2:00.569
15	15.074	2:05.159
81	15.385	2:05.470
189	16.463	2:06.548
40	17.050	2:07.135
70	17.532	2:07.617
93	17.563	2:07.648
34	17.802	2:07.887
293	18.529	2:08.614
138	18.800	2:08.885
47	19.464	2:09.549
69	20.853	2:10.938
777	21.102	2:11.187
145	21.735	2:11.820
67	22.659	2:12.744
164	22.789	2:12.874

LAP 2 @ 14:10:25.827

NO	BEHIND	LAP TIME
22		1:42.044
1	4.766	1:43.809
7	7.059	1:43.487
33	8.609	1:45.414
19	9.049	1:44.657
3	9.465	1:46.707
333	9.582	1:44.979
74	11.380	1:46.829
111	20.234	1:51.794
81	27.131	1:53.790
15	28.695	1:55.665
189	29.414	1:54.995
70	29.830	1:54.342
40	30.834	1:55.828
34	31.420	1:55.662
93	31.500	1:55.981
293	31.722	1:55.237
47	31.969	1:54.549
138	32.776	1:56.020
777	33.550	1:54.492
69	35.436	1:56.627
145	36.559	1:56.868
67	36.752	1:56.137
164	38.956	1:58.211

LAP 3 @ 14:12:08.439

NO	BEHIND	LAP TIME
22		1:42.612
1	2.586	1:40.432
7	5.246	1:40.799
33	11.406	1:45.409
19	11.789	1:45.352
333	11.832	1:44.862
3	12.195	1:45.342
74	15.274	1:46.506
111	27.303	1:49.681
81	35.891	1:51.372
189	36.727	1:49.925
15	39.786	1:53.703
70	40.000	1:52.782
40	41.707	1:53.485
293	41.952	1:52.842
34	42.183	1:53.375
47	42.644	1:53.287
93	42.731	1:53.843
138	44.511	1:54.347
777	45.186	1:54.248
67	45.663	1:51.523
69	46.982	1:54.158
145	49.471	1:55.524
164	52.373	1:56.029

LAP 4 @ 14:13:50.978

NO	BEHIND	LAP TIME
22		1:42.539
1	0.302	1:40.255
7	2.905	1:40.198
333	11.825	1:42.532
19	13.411	1:44.161
33	13.777	1:44.910
3	13.981	1:44.325
74	17.922	1:45.187
111	34.682	1:49.918
189	44.148	1:49.960
81	44.858	1:51.506
70	48.733	1:51.272
15	50.695	1:53.448
293	50.940	1:51.527
47	51.267	1:51.162
40	52.571	1:53.403
34	52.722	1:53.078
93	53.389	1:53.197
67	54.622	1:51.498
138	56.282	1:54.310
777	56.449	1:53.802
69	58.149	1:53.706
145	1:01.413	1:54.481
164	1:06.634	1:56.800

LAP 5 @ 14:15:32.982

NO	BEHIND	LAP TIME
22		1:42.004
1	0.136	1:41.838
7	0.726	1:39.825
333	12.423	1:42.602
19	14.579	1:43.172
3	15.190	1:43.213
33	16.209	1:44.436
74	21.039	1:45.121
111	42.238	1:49.560
189	52.350	1:50.206
81	52.670	1:49.816
70	56.836	1:50.107
293	58.156	1:49.220
15	1:01.501	1:52.810
47	1:01.607	1:52.344
40	1:02.139	1:51.572
67	1:02.303	1:49.685
34	1:02.622	1:51.904
93	1:03.476	1:52.091
777	1:07.264	1:52.819
138	1:09.616	1:55.338
69	1:10.096	1:53.951
145	1:13.710	1:54.301
164	1:22.425	1:57.795

LAP 6 @ 14:17:12.604

NO	BEHIND	LAP TIME
1		1:39.486
22	1.031	1:40.653
7	1.251	1:40.147
333	15.101	1:42.300
19	18.142	1:43.185
3	18.694	1:43.126
33	20.056	1:43.469
74	26.473	1:45.056
111	51.558	1:48.942
189	1:01.647	1:48.919
81	1:02.400	1:49.352
70	1:06.997	1:49.783
293	1:07.292	1:48.758
15	1:11.578	1:49.699
67	1:12.112	1:49.431
47	1:12.493	1:50.508
40	1:13.512	1:50.995
34	1:13.823	1:50.823
93	1:14.753	1:50.899
777	1:19.603	1:51.961
69	1:23.559	1:53.085
138	1:25.502	1:55.508
145	1:27.946	1:53.858

LAP 7 @ 14:18:51.561

NO	BEHIND	LAP TIME
1		1:38.957
164	1 Lap	1:57.849
7	3.271	1:40.977
22	9.973	1:47.899
333	18.367	1:42.223
19	21.740	1:42.555
3	21.915	1:42.178
33	24.573	1:43.474
74	32.698	1:45.182
111	1:01.809	1:49.208
189	1:10.981	1:48.291
81	1:11.278	1:47.835
293	1:16.879	1:48.544
70	1:17.943	1:49.903
15	1:21.048	1:48.427
47	1:22.853	1:49.317
40	1:23.550	1:48.995
34	1:23.810	1:48.944
67	1:24.743	1:51.588
93	1:26.451	1:50.655
777	1:32.789	1:52.143
69	1:35.831	1:51.229

LAP 8 @ 14:20:30.827

NO	BEHIND	LAP TIME
1		1:39.266
138	1 Lap	1:54.857
145	1 Lap	1:53.371
7	4.555	1:40.550
22	13.315	1:42.608
164	1 Lap	1:57.430
333	20.858	1:41.757
19	25.740	1:43.266
3	28.640	1:45.991
33	28.725	1:43.418
74	39.141	1:45.709
111	1:11.384	1:48.841
189	1:19.465	1:47.750
81	1:19.765	1:47.753
293	1:25.240	1:47.627
70	1:27.738	1:49.061
15	1:29.891	1:48.109
40	1:34.696	1:50.412
34	1:34.786	1:50.242
67	1:35.016	1:49.539
47	1:35.601	1:52.014
93	1:38.125	1:50.940

LAP 9 @ 14:22:10.323

NO	BEHIND	LAP TIME
1		1:39.496
777	1 Lap	1:51.335
7	7.241	1:42.182
69	1 Lap	1:50.702
22	18.037	1:44.218
138	1 Lap	1:55.483
145	1 Lap	1:55.424
333	23.228	1:41.866
19	29.523	1:43.279
3	32.433	1:43.289
33	34.665	1:45.436
164	1 Lap	1:56.149
74	45.855	1:46.210
111	1:20.126	1:48.238
189	1:26.171	1:46.202
81	1:26.608	1:46.339
293	1:33.172	1:47.428
70	1:38.317	1:50.075
15	1:38.406	1:48.011

LAP 10 @ 14:23:51.907

NO	BEHIND	LAP TIME
1		1:41.584
34	1 Lap	1:49.477
67	1 Lap	1:49.650
40	1 Lap	1:50.882
7	8.076	1:42.419
93	1 Lap	1:51.272
47	1 Lap	1:54.503
777	1 Lap	1:52.057
69	1 Lap	1:51.232
22	19.322	1:42.869
333	23.695	1:42.051
19	31.833	1:43.894
138	1 Lap	1:55.304
145	1 Lap	1:56.483
3	35.281	1:44.432
33	37.181	1:44.100
74	52.622	1:48.351
164	1 Lap	1:58.122

Weather / Track : Cloudy / Dry

Cadwell Park: 2.1800 miles
Date: 06/07/2024 Start: 14:06 Finish: 14:23

Results can be found at www.tsl-timing.com

Printed - 14:29 Saturday, 06 July 2024

BMCRC - MRO Championships 2024 - Rnd 5 @ Cadwell Park

MRO Minitwins

RACE 4 - POSITION CHART

No	Name	Lap Pos	1	2	3	4	5	6	7	8	9	10
7	ATKINSON	1	22	22	22	22	22	1	1	1	1	1
22	DOWDS	2	1	1	1	1	1	22	7	7	7	7
3	ARBON	3	3	7	7	7	7	7	22	22	22	22
19	LILLEY	4	33	33	33	333	333	333	333	333	333	333
333	LINDEMANN	5	7	19	19	19	19	19	19	19	19	19
33	COSTIN	6	19	3	333	33	3	3	3	3	3	3
74	BLACK	7	74	333	3	3	33	33	33	33	33	33
1	TWYFORD	8	333	74	74	74	74	74	74	74	74	74
189	BARAN	9	111	111	111	111	111	111	111	111	111	
111	BATE	10	15	81	81	189	189	189	189	189	189	
81	MAY	11	81	15	189	81	81	81	81	81	81	
67	HARVEY	12	189	189	15	70	70	70	293	293	293	
40	WILKINSON	13	40	70	70	15	293	293	70	70	70	
34	JOHNSON	14	70	40	40	293	15	15	15	15	15	
93	BOTTO	15	93	34	293	47	47	67	47	40	34	
15	SVENSEN	16	34	93	34	40	40	47	40	34	67	
69	GRIFFITHS	17	293	293	47	34	67	40	34	67	40	
70	HALL	18	138	47	93	93	34	34	67	47	93	
145	CATLING	19	47	138	138	67	93	93	93	93	47	
293	SMITH	20	69	777	777	138	777	777	777	777	777	
47	BOHANAN	21	777	69	67	777	138	69	69	69	69	
138	JARMIN	22	145	145	69	69	69	138	138	138	138	
777	HIRST	23	67	67	145	145	145	145	145	145	145	
164	FEARNLEY	24	164	164	164	164	164	164	164	164	164	
818	RICHARDS	25										

Weather / Track : Cloudy / Dry

Cadwell Park: 2.1800 miles
Date: 06/07/2024 Start: 14:06 Finish: 14:23

Results can be found at www.tsl-timing.com

Printed - 14:29 Saturday, 06 July 2024

BMCRC - MRO Championships 2024 - Rnd 5 @ Cadwell Park

MRO Minitwins

RACE 4 - SECTOR ANALYSIS

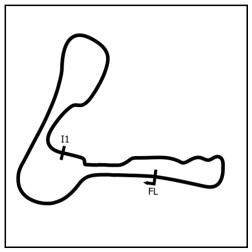

SECTOR 1 = FL to I1, SECTOR 2 = I1 to FL, DIFF = Difference To Personal Best Lap, P = Crossed Finish Line in Pit Lane, D = Time Disallowed

P1 1 David TWYFORD Suzuki SV650 - IMP Racing, MHP, Chris Cowan

IDEAL LAP TIME : 1:38.713 BEST LAP TIME : 1:38.957 DIFFERENCE : 0.244

LAP	SECTOR 1	SECTOR 2	LAP TIME		MPH	DIFF	TIME OF DAY
1 -		44.112	1:53.086		69.39	14.129	14:08:46.784
2 -	1:00.508	43.301	1:43.809		75.60	4.852	14:10:30.593
3 -	58.354	42.078	1:40.432		78.14	1.475	14:12:11.025
4 -	57.656	42.599	1:40.255		78.28	1.298	14:13:51.280
5 -	59.304	42.534	1:41.838		77.06	2.881	14:15:33.118
6 -	57.615	41.871	1:39.486	(3)	78.88	0.529	14:17:12.604
7 -	***56.979***	41.978	***1:38.957***	**(1)**	***79.30***		***14:18:51.561***
8 -	57.076	42.190	1:39.266	(2)	79.06	0.309	14:20:30.827
9 -	57.762	***41.734***	1:39.496		78.87	0.539	14:22:10.323
10 -	59.340	42.244	1:41.584		77.25	2.627	14:23:51.907

P2 7 Phil ATKINSON Suzuki SV650 - ROSE MOT/Q Oil Treatments

IDEAL LAP TIME : 1:39.694 BEST LAP TIME : 1:39.825 DIFFERENCE : 0.131

LAP	SECTOR 1	SECTOR 2	LAP TIME		MPH	DIFF	TIME OF DAY
1 -		45.243	1:55.701		67.83	15.876	14:08:49.399
2 -	1:00.864	42.623	1:43.487		75.83	3.662	14:10:32.886
3 -	59.091	41.708	1:40.799		77.85	0.974	14:12:13.685
4 -	58.809	***41.389***	1:40.198	(3)	78.32	0.373	14:13:53.883
5 -	58.422	41.403	***1:39.825***	**(1)**	***78.61***		***14:15:33.708***
6 -	***58.305***	41.842	1:40.147	(2)	78.36	0.322	14:17:13.855
7 -	59.341	41.636	1:40.977		77.72	1.152	14:18:54.832
8 -	59.120	41.430	1:40.550		78.05	0.725	14:20:35.382
9 -	59.046	43.136	1:42.182		76.80	2.357	14:22:17.564
10 -	59.897	42.522	1:42.419		76.62	2.594	14:23:59.983

P3 22 Darren DOWDS Suzuki SV650 - Sublime Dsg Ltd

IDEAL LAP TIME : 1:40.653 BEST LAP TIME : 1:40.653 DIFFERENCE : 0.000

LAP	SECTOR 1	SECTOR 2	LAP TIME		MPH	DIFF	TIME OF DAY
1 -		44.316	1:50.085		71.29	9.432	14:08:43.783
2 -	59.785	42.259	1:42.044	(3)	76.90	1.391	14:10:25.827
3 -	59.985	42.627	1:42.612		76.48	1.959	14:12:08.439
4 -	59.815	42.724	1:42.539		76.53	1.886	14:13:50.978
5 -	59.447	42.557	1:42.004	(2)	76.93	1.351	14:15:32.982
6 -	***58.780***	***41.873***	***1:40.653***	**(1)**	***77.97***		***14:17:13.635***
7 -	1:05.616	42.283	1:47.899		72.73	7.246	14:19:01.534
8 -	1:00.009	42.599	1:42.608		76.48	1.955	14:20:44.142
9 -	59.865	44.353	1:44.218		75.30	3.565	14:22:28.360
10 -	1:00.093	42.776	1:42.869		76.29	2.216	14:24:11.229

P4 333 David LINDEMANN Suzuki SV650 - Giraffe Decorators

IDEAL LAP TIME : 1:41.200 BEST LAP TIME : 1:41.757 DIFFERENCE : 0.557

LAP	SECTOR 1	SECTOR 2	LAP TIME		MPH	DIFF	TIME OF DAY
1 -		45.259	1:56.732		67.23	14.975	14:08:50.430
2 -	1:01.244	43.735	1:44.979		74.75	3.222	14:10:35.409
3 -	1:00.709	44.153	1:44.862		74.84	3.105	14:12:20.271
4 -	1:00.189	42.343	1:42.532		76.54	0.775	14:14:02.803
5 -	59.915	42.687	1:42.602		76.49	0.845	14:15:45.405
6 -	59.661	42.639	1:42.300		76.71	0.543	14:17:27.705
7 -	59.563	42.660	1:42.223		76.77	0.466	14:19:09.928
8 -	***59.413***	42.344	***1:41.757***	**(1)**	***77.12***		***14:20:51.685***
9 -	59.566	42.300	1:41.866	(2)	77.04	0.109	14:22:33.551
10 -	1:00.264	***41.787***	1:42.051	(3)	76.90	0.294	14:24:15.602

Weather / Track : Cloudy / Dry

Cadwell Park: 2.1800 miles
Date: 06/07/2024 Start: 14:06 Finish: 14:23

BMCRC - MRO Championships 2024 - Rnd 5 @ Cadwell Park

MRO Minitwins

RACE 4 - SECTOR ANALYSIS

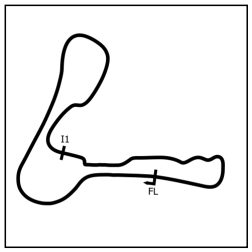

SECTOR 1 = FL to I1, SECTOR 2 = I1 to FL, DIFF = Difference To Personal Best Lap, P = Crossed Finish Line in Pit Lane, D = Time Disallowed

P5 19 Kevin LILLEY Suzuki SV650 - Trafalgar Cleaning Eqpt. / Steve Jordan Motorcy

IDEAL LAP TIME : 1:42.490 BEST LAP TIME : 1:42.555 DIFFERENCE : 0.065

LAP	SECTOR 1	SECTOR 2	LAP TIME	MPH	DIFF	TIME OF DAY
1 -		45.427	1:56.521	67.35	13.966	14:08:50.219
2 -	1:00.773	43.884	1:44.657	74.98	2.102	14:10:34.876
3 -	1:01.084	44.268	1:45.352	74.49	2.797	14:12:20.228
4 -	1:01.084	43.077	1:44.161	75.34	1.606	14:14:04.389
5 -	59.881	43.291	1:43.172 **(2)**	76.06	0.617	14:15:47.561
6 -	1:00.214	42.971	1:43.185 **(3)**	76.05	0.630	14:17:30.746
7 -	***59.694***	42.861	***1:42.555*** **(1)**	***76.52***		***14:19:13.301***
8 -	1:00.470	***42.796***	1:43.266	75.99	0.711	14:20:56.567
9 -	1:00.252	43.027	1:43.279	75.98	0.724	14:22:39.846
10 -	1:00.059	43.835	1:43.894	75.53	1.339	14:24:23.740

P6 3 Oliver ARBON Suzuki SV650 - TT Plumbing & Heating

IDEAL LAP TIME : 1:42.178 BEST LAP TIME : 1:42.178 DIFFERENCE : 0.000

LAP	SECTOR 1	SECTOR 2	LAP TIME	MPH	DIFF	TIME OF DAY
1 -		45.042	1:54.887	68.31	12.709	14:08:48.585
2 -	1:02.973	43.734	1:46.707	73.54	4.529	14:10:35.292
3 -	1:01.126	44.216	1:45.342	74.50	3.164	14:12:20.634
4 -	1:01.241	43.084	1:44.325	75.22	2.147	14:14:04.959
5 -	1:00.196	43.017	1:43.213 **(3)**	76.03	1.035	14:15:48.172
6 -	1:00.092	43.034	1:43.126 **(2)**	76.10	0.948	14:17:31.298
7 -	***59.507***	***42.671***	***1:42.178*** **(1)**	***76.80***		***14:19:13.476***
8 -	59.838	46.153	1:45.991	74.04	3.813	14:20:59.467
9 -	59.811	43.478	1:43.289	75.98	1.111	14:22:42.756
10 -	1:00.537	43.895	1:44.432	75.15	2.254	14:24:27.188

P7 33 Steve COSTIN Suzuki SV650 - Sublime Designs / ATP Motorsport ATP Motorsp

IDEAL LAP TIME : 1:42.900 BEST LAP TIME : 1:43.418 DIFFERENCE : 0.518

LAP	SECTOR 1	SECTOR 2	LAP TIME	MPH	DIFF	TIME OF DAY
1 -		45.424	1:55.324	68.05	11.906	14:08:49.022
2 -	1:01.614	43.800	1:45.414	74.44	1.996	14:10:34.436
3 -	1:01.232	44.177	1:45.409	74.45	1.991	14:12:19.845
4 -	1:01.532	43.378	1:44.910	74.80	1.492	14:14:04.755
5 -	1:00.588	43.848	1:44.436	75.14	1.018	14:15:49.191
6 -	***59.547***	43.922	1:43.469 **(2)**	75.84	0.051	14:17:32.660
7 -	1:00.121	***43.353***	1:43.474 **(3)**	75.84	0.056	14:19:16.134
8 -	59.905	43.513	***1:43.418*** **(1)**	***75.88***		***14:20:59.552***
9 -	59.912	45.524	1:45.436	74.43	2.018	14:22:44.988
10 -	1:00.298	43.802	1:44.100	75.38	0.682	14:24:29.088

P8 74 Daniel BLACK Suzuki SV650 - Dad

IDEAL LAP TIME : 1:44.682 BEST LAP TIME : 1:45.056 DIFFERENCE : 0.374

LAP	SECTOR 1	SECTOR 2	LAP TIME	MPH	DIFF	TIME OF DAY
1 -		45.482	1:56.680	67.26	11.624	14:08:50.378
2 -	1:02.480	44.349	1:46.829	73.46	1.773	14:10:37.207
3 -	1:02.178	44.328	1:46.506	73.68	1.450	14:12:23.713
4 -	1:01.460	43.727	1:45.187	74.61	0.131	14:14:08.900
5 -	1:01.691	***43.430***	1:45.121 **(2)**	74.65	0.065	14:15:54.021
6 -	***1:01.252***	43.804	***1:45.056*** **(1)**	***74.70***		***14:17:39.077***
7 -	1:01.324	43.858	1:45.182 **(3)**	74.61	0.126	14:19:24.259
8 -	1:01.339	44.370	1:45.709	74.24	0.653	14:21:09.968
9 -	1:01.907	44.303	1:46.210	73.89	1.154	14:22:56.178
10 -	1:02.785	45.566	1:48.351	72.43	3.295	14:24:44.529

Weather / Track : Cloudy / Dry

Cadwell Park: 2.1800 miles
Date: 06/07/2024 Start: 14:06 Finish: 14:23

BMCRC - MRO Championships 2024 - Rnd 5 @ Cadwell Park

MRO Minitwins

RACE 4 - SECTOR ANALYSIS

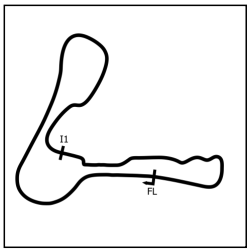

SECTOR 1 = FL to I1, SECTOR 2 = I1 to FL, DIFF = Difference To Personal Best Lap, P = Crossed Finish Line in Pit Lane, D = Time Disallowed

P9 111 Freddie BATE Suzuki SV650 - Hartjay

IDEAL LAP TIME : 1:48.227 BEST LAP TIME : 1:48.238 DIFFERENCE : 0.011

LAP	SECTOR 1	SECTOR 2	LAP TIME	MPH	DIFF	TIME OF DAY
1 -		47.573	2:00.569	65.09	12.331	14:08:54.267
2 -	1:05.575	46.219	1:51.794	70.20	3.556	14:10:46.061
3 -	1:04.078	45.603	1:49.681	71.55	1.443	14:12:35.742
4 -	1:04.256	45.662	1:49.918	71.39	1.680	14:14:25.660
5 -	1:04.000	45.560	1:49.560	71.63	1.322	14:16:15.220
6 -	1:03.328	45.614	1:48.942 **(3)**	72.03	0.704	14:18:04.162
7 -	1:04.184	***45.024***	1:49.208	71.86	0.970	14:19:53.370
8 -	1:03.489	45.352	1:48.841 **(2)**	72.10	0.603	14:21:42.211
9 -	***1:03.203***	45.035	***1:48.238*** **(1)**	***72.50***		***14:23:30.449***

P10 189 Sebastian BARAN Suzuki SV650 -

IDEAL LAP TIME : 1:46.202 BEST LAP TIME : 1:46.202 DIFFERENCE : 0.000

LAP	SECTOR 1	SECTOR 2	LAP TIME	MPH	DIFF	TIME OF DAY
1 -		49.834	2:06.548	62.01	20.346	14:09:00.246
2 -	1:07.046	47.949	1:54.995	68.24	8.793	14:10:55.241
3 -	1:03.976	45.949	1:49.925	71.39	3.723	14:12:45.166
4 -	1:03.829	46.131	1:49.960	71.37	3.758	14:14:35.126
5 -	1:03.779	46.427	1:50.206	71.21	4.004	14:16:25.332
6 -	1:03.347	45.572	1:48.919	72.05	2.717	14:18:14.251
7 -	1:03.296	44.995	1:48.291 **(3)**	72.47	2.089	14:20:02.542
8 -	1:02.458	45.292	1:47.750 **(2)**	72.83	1.548	14:21:50.292
9 -	***1:02.076***	***44.126***	***1:46.202*** **(1)**	***73.89***		***14:23:36.494***

P11 81 Malvern MAY Suzuki SV650 - IMP racing

IDEAL LAP TIME : 1:46.339 BEST LAP TIME : 1:46.339 DIFFERENCE : 0.000

LAP	SECTOR 1	SECTOR 2	LAP TIME	MPH	DIFF	TIME OF DAY
1 -		48.430	2:05.470	62.54	19.131	14:08:59.168
2 -	1:06.967	46.823	1:53.790	68.96	7.451	14:10:52.958
3 -	1:05.411	45.961	1:51.372	70.46	5.033	14:12:44.330
4 -	1:05.511	45.995	1:51.506	70.38	5.167	14:14:35.836
5 -	1:04.152	45.664	1:49.816	71.46	3.477	14:16:25.652
6 -	1:03.821	45.531	1:49.352	71.76	3.013	14:18:15.004
7 -	1:03.215	44.620	1:47.835 **(3)**	72.77	1.496	14:20:02.839
8 -	1:02.520	45.233	1:47.753 **(2)**	72.83	1.414	14:21:50.592
9 -	***1:02.107***	***44.232***	***1:46.339*** **(1)**	***73.80***		***14:23:36.931***

P12 293 Leigh SMITH Suzuki SV650 - Smiths Mechanical Support Ltd, Lamonde Autor

IDEAL LAP TIME : 1:47.011 BEST LAP TIME : 1:47.428 DIFFERENCE : 0.417

LAP	SECTOR 1	SECTOR 2	LAP TIME	MPH	DIFF	TIME OF DAY
1 -		50.197	2:08.614	61.02	21.186	14:09:02.312
2 -	1:07.201	48.036	1:55.237	68.10	7.809	14:10:57.549
3 -	1:05.180	47.662	1:52.842	69.54	5.414	14:12:50.391
4 -	1:04.530	46.997	1:51.527	70.36	4.099	14:14:41.918
5 -	1:03.378	45.842	1:49.220	71.85	1.792	14:16:31.138
6 -	1:02.650	46.108	1:48.758	72.16	1.330	14:18:19.896
7 -	1:03.726	***44.818***	1:48.544 **(3)**	72.30	1.116	14:20:08.440
8 -	***1:02.193***	45.434	1:47.627 **(2)**	72.91	0.199	14:21:56.067
9 -	1:02.462	44.966	***1:47.428*** **(1)**	***73.05***		***14:23:43.495***

Weather / Track : Cloudy / Dry

Cadwell Park: 2.1800 miles
Date: 06/07/2024 Start: 14:06 Finish: 14:23

BMCRC - MRO Championships 2024 - Rnd 5 @ Cadwell Park

MRO Minitwins

RACE 4 - SECTOR ANALYSIS

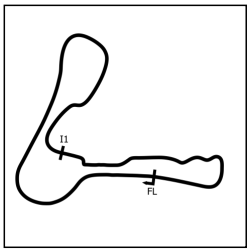

SECTOR 1 = FL to I1, SECTOR 2 = I1 to FL, DIFF = Difference To Personal Best Lap, P = Crossed Finish Line in Pit Lane, D = Time Disallowed

P13 15 James SVENSEN Suzuki SV650S - HCLCARSALES - Team TSR

IDEAL LAP TIME : 1:47.755 BEST LAP TIME : 1:48.011 DIFFERENCE : 0.256

LAP	SECTOR 1	SECTOR 2	LAP TIME	MPH	DIFF	TIME OF DAY
1 -		48.950	2:05.159	62.70	17.148	14:08:58.857
2 -	1:08.207	47.458	1:55.665	67.85	7.654	14:10:54.522
3 -	1:06.655	47.048	1:53.703	69.02	5.692	14:12:48.225
4 -	1:06.482	46.966	1:53.448	69.17	5.437	14:14:41.673
5 -	1:05.700	47.110	1:52.810	69.56	4.799	14:16:34.483
6 -	1:04.154	45.545	1:49.699	71.54	1.688	14:18:24.182
7 -	1:03.157	45.270	1:48.427 **(3)**	72.38	0.416	14:20:12.609
8 -	1:02.992	***45.117***	1:48.109 **(2)**	72.59	0.098	14:22:00.718
9 -	***1:02.638***	45.373	***1:48.011*** **(1)**	***72.65***		***14:23:48.729***

P14 34 Andrew JOHNSON Suzuki SV650 - Rose & Charlie Racing

IDEAL LAP TIME : 1:48.559 BEST LAP TIME : 1:48.944 DIFFERENCE : 0.385

LAP	SECTOR 1	SECTOR 2	LAP TIME	MPH	DIFF	TIME OF DAY
1 -		49.864	2:07.887	61.36	18.943	14:09:01.585
2 -	1:07.607	48.055	1:55.662	67.85	6.718	14:10:57.247
3 -	1:05.413	47.962	1:53.375	69.22	4.431	14:12:50.622
4 -	1:05.936	47.142	1:53.078	69.40	4.134	14:14:43.700
5 -	1:04.765	47.139	1:51.904	70.13	2.960	14:16:35.604
6 -	1:04.388	46.435	1:50.823	70.81	1.879	14:18:26.427
7 -	***1:02.816***	46.128	***1:48.944*** **(1)**	***72.03***		***14:20:15.371***
8 -	1:03.497	46.745	1:50.242 **(3)**	71.18	1.298	14:22:05.613
9 -	1:03.734	***45.743***	1:49.477 **(2)**	71.68	0.533	14:23:55.090

P15 67 Simon HARVEY Suzuki SV650 - Retirement Fund Racing

IDEAL LAP TIME : BEST LAP TIME : 1:49.431 DIFFERENCE :

LAP	SECTOR 1	SECTOR 2	LAP TIME	MPH	DIFF	TIME OF DAY
1 -			2:12.744	59.12	23.313	14:09:06.442
2 -			1:56.137	67.57	6.706	14:11:02.579
3 -			1:51.523	70.37	2.092	14:12:54.102
4 -			1:51.498	70.38	2.067	14:14:45.600
5 -			1:49.685	71.55	0.254	14:16:35.285
6 -			***1:49.431*** **(1)**	***71.71***		***14:18:24.716***
7 -			1:51.588	70.33	2.157	14:20:16.304
8 -			1:49.539 **(2)**	71.64	0.108	14:22:05.843
9 -			1:49.650 **(3)**	71.57	0.219	14:23:55.493

P16 40 Simon WILKINSON Suzuki SV650 -

IDEAL LAP TIME : 1:48.995 BEST LAP TIME : 1:48.995 DIFFERENCE : 0.000

LAP	SECTOR 1	SECTOR 2	LAP TIME	MPH	DIFF	TIME OF DAY
1 -		49.448	2:07.135	61.73	18.140	14:09:00.833
2 -	1:07.267	48.561	1:55.828	67.75	6.833	14:10:56.661
3 -	1:05.542	47.943	1:53.485	69.15	4.490	14:12:50.146
4 -	1:05.868	47.535	1:53.403	69.20	4.408	14:14:43.549
5 -	1:04.721	46.851	1:51.572	70.34	2.577	14:16:35.121
6 -	1:04.696	46.299	1:50.995	70.70	2.000	14:18:26.116
7 -	***1:03.013***	***45.982***	***1:48.995*** **(1)**	***72.00***		***14:20:15.111***
8 -	1:03.650	46.762	1:50.412 **(2)**	71.07	1.417	14:22:05.523
9 -	1:04.542	46.340	1:50.882 **(3)**	70.77	1.887	14:23:56.405

Weather / Track : Cloudy / Dry

Cadwell Park: 2.1800 miles
Date: 06/07/2024 Start: 14:06 Finish: 14:23

BMCRC - MRO Championships 2024 - Rnd 5 @ Cadwell Park

MRO Minitwins

RACE 4 - SECTOR ANALYSIS

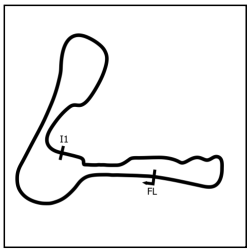

SECTOR 1 = FL to I1, SECTOR 2 = I1 to FL, DIFF = Difference To Personal Best Lap, P = Crossed Finish Line in Pit Lane, D = Time Disallowed

P17 93 Tony BOTTO Suzuki SV650 - TB Motorcycles

IDEAL LAP TIME : 1:50.384 BEST LAP TIME : 1:50.655 DIFFERENCE : 0.271

LAP	SECTOR 1	SECTOR 2	LAP TIME	MPH	DIFF	TIME OF DAY
1 -		49.806	2:07.648	61.48	16.993	14:09:01.346
2 -	1:07.032	48.949	1:55.981	67.66	5.326	14:10:57.327
3 -	1:06.184	47.659	1:53.843	68.93	3.188	14:12:51.170
4 -	1:05.712	47.485	1:53.197	69.33	2.542	14:14:44.367
5 -	1:05.571	46.520	1:52.091	70.01	1.436	14:16:36.458
6 -	***1:04.605***	46.294	1:50.899 **(2)**	70.76	0.244	14:18:27.357
7 -	1:04.876	***45.779***	***1:50.655*** **(1)**	***70.92***		***14:20:18.012***
8 -	1:05.141	45.799	1:50.940 **(3)**	70.74	0.285	14:22:08.952
9 -	1:05.359	45.913	1:51.272	70.53	0.617	14:24:00.224

P18 47 Tristan BOHANAN Suzuki SV650 -

IDEAL LAP TIME : 1:49.317 BEST LAP TIME : 1:49.317 DIFFERENCE : 0.000

LAP	SECTOR 1	SECTOR 2	LAP TIME	MPH	DIFF	TIME OF DAY
1 -		50.092	2:09.549	60.57	20.232	14:09:03.247
2 -	1:06.535	48.014	1:54.549	68.51	5.232	14:10:57.796
3 -	1:06.250	47.037	1:53.287	69.27	3.970	14:12:51.083
4 -	1:04.628	46.534	1:51.162 **(3)**	70.60	1.845	14:14:42.245
5 -	1:05.257	47.087	1:52.344	69.85	3.027	14:16:34.589
6 -	1:04.361	46.147	1:50.508 **(2)**	71.01	1.191	14:18:25.097
7 -	***1:03.270***	***46.047***	***1:49.317*** **(1)**	***71.79***		***14:20:14.414***
8 -	1:04.779	47.235	1:52.014	70.06	2.697	14:22:06.428
9 -	1:04.225	50.278	1:54.503	68.54	5.186	14:24:00.931

P19 777 Richard HIRST Suzuki SV650 - Northern Garage Conversion

IDEAL LAP TIME : 1:51.335 BEST LAP TIME : 1:51.335 DIFFERENCE : 0.000

LAP	SECTOR 1	SECTOR 2	LAP TIME	MPH	DIFF	TIME OF DAY
1 -		50.370	2:11.187	59.82	19.852	14:09:04.885
2 -	1:06.944	47.548	1:54.492	68.54	3.157	14:10:59.377
3 -	1:06.572	47.676	1:54.248	68.69	2.913	14:12:53.625
4 -	1:06.328	47.474	1:53.802	68.96	2.467	14:14:47.427
5 -	1:05.901	46.918	1:52.819	69.56	1.484	14:16:40.246
6 -	1:05.554	46.407	1:51.961 **(2)**	70.09	0.626	14:18:32.207
7 -	1:05.571	46.572	1:52.143	69.98	0.808	14:20:24.350
8 -	***1:04.969***	***46.366***	***1:51.335*** **(1)**	***70.49***		***14:22:15.685***
9 -	1:05.344	46.713	1:52.057 **(3)**	70.03	0.722	14:24:07.742

P20 69 Jack GRIFFITHS Suzuki SV650 - Joe's Carpets, ATP Racing

IDEAL LAP TIME : 1:50.640 BEST LAP TIME : 1:50.702 DIFFERENCE : 0.062

LAP	SECTOR 1	SECTOR 2	LAP TIME	MPH	DIFF	TIME OF DAY
1 -		50.462	2:10.938	59.93	20.236	14:09:04.636
2 -	1:08.720	47.907	1:56.627	67.29	5.925	14:11:01.263
3 -	1:06.482	47.676	1:54.158	68.74	3.456	14:12:55.421
4 -	1:06.712	46.994	1:53.706	69.02	3.004	14:14:49.127
5 -	1:06.250	47.701	1:53.951	68.87	3.249	14:16:43.078
6 -	1:06.730	46.355	1:53.085	69.39	2.383	14:18:36.163
7 -	1:05.043	46.186	1:51.229 **(2)**	70.55	0.527	14:20:27.392
8 -	***1:04.782***	45.920	***1:50.702*** **(1)**	***70.89***		***14:22:18.094***
9 -	1:05.374	***45.858***	1:51.232 **(3)**	70.55	0.530	14:24:09.326

Weather / Track : Cloudy / Dry

Cadwell Park: 2.1800 miles
Date: 06/07/2024 Start: 14:06 Finish: 14:23

BMCRC - MRO Championships 2024 - Rnd 5 @ Cadwell Park

MRO Minitwins

RACE 4 - SECTOR ANALYSIS

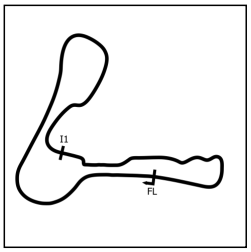

SECTOR 1 = FL to I1, SECTOR 2 = I1 to FL, DIFF = Difference To Personal Best Lap, P = Crossed Finish Line in Pit Lane, D = Time Disallowed

P21 138 Craig JARMIN Suzuki SV650 - SK PreP

IDEAL LAP TIME : 1:53.887 BEST LAP TIME : 1:54.310 DIFFERENCE : 0.423

LAP	SECTOR 1	SECTOR 2	LAP TIME	MPH	DIFF	TIME OF DAY
1 -		49.771	2:08.885	60.89	14.575	14:09:02.583
2 -	1:07.554	48.466	1:56.020	67.64	1.710	14:10:58.603
3 -	1:06.327	***48.020***	1:54.347 **(2)**	68.63	0.037	14:12:52.950
4 -	***1:05.867***	48.443	***1:54.310*** **(1)**	***68.65***		***14:14:47.260***
5 -	1:07.042	48.296	1:55.338	68.04	1.028	14:16:42.598
6 -	1:06.987	48.521	1:55.508	67.94	1.198	14:18:38.106
7 -	1:06.606	48.251	1:54.857 **(3)**	68.32	0.547	14:20:32.963
8 -	1:06.843	48.640	1:55.483	67.95	1.173	14:22:28.446
9 -	1:06.598	48.706	1:55.304	68.06	0.994	14:24:23.750

P22 145 Bradley CATLING Suzuki SV650 - Electric Avenue Leeds Ltd

IDEAL LAP TIME : 1:53.371 BEST LAP TIME : 1:53.371 DIFFERENCE : 0.000

LAP	SECTOR 1	SECTOR 2	LAP TIME	MPH	DIFF	TIME OF DAY
1 -		50.417	2:11.820	59.53	18.449	14:09:05.518
2 -	1:08.476	48.392	1:56.868	67.15	3.497	14:11:02.386
3 -	1:07.153	48.371	1:55.524	67.93	2.153	14:12:57.910
4 -	1:07.014	47.467	1:54.481	68.55	1.110	14:14:52.391
5 -	1:06.990	47.311	1:54.301 **(3)**	68.66	0.930	14:16:46.692
6 -	1:06.227	47.631	1:53.858 **(2)**	68.92	0.487	14:18:40.550
7 -	***1:06.211***	***47.160***	***1:53.371*** **(1)**	***69.22***		***14:20:33.921***
8 -	1:06.574	48.850	1:55.424	67.99	2.053	14:22:29.345
9 -	1:07.954	48.529	1:56.483	67.37	3.112	14:24:25.828

P23 164 Adam FEARNLEY Suzuki SV650 -

IDEAL LAP TIME : 1:55.949 BEST LAP TIME : 1:56.029 DIFFERENCE : 0.080

LAP	SECTOR 1	SECTOR 2	LAP TIME	MPH	DIFF	TIME OF DAY
1 -		51.062	2:12.874	59.06	16.845	14:09:06.572
2 -	1:09.357	48.854	1:58.211	66.39	2.182	14:11:04.783
3 -	***1:07.562***	48.467	***1:56.029*** **(1)**	***67.63***		***14:13:00.812***
4 -	1:07.829	48.971	1:56.800 **(3)**	67.19	0.771	14:14:57.612
5 -	1:08.883	48.912	1:57.795	66.62	1.766	14:16:55.407
6 -	1:08.498	49.351	1:57.849	66.59	1.820	14:18:53.256
7 -	1:08.477	48.953	1:57.430	66.83	1.401	14:20:50.686
8 -	1:07.762	***48.387***	1:56.149 **(2)**	67.56	0.120	14:22:46.835
9 -	1:08.670	49.452	1:58.122	66.44	2.093	14:24:44.957

P24 70 Colin HALL Suzuki SV650 -

IDEAL LAP TIME : 1:48.566 BEST LAP TIME : 1:49.061 DIFFERENCE : 0.495

LAP	SECTOR 1	SECTOR 2	LAP TIME	MPH	DIFF	TIME OF DAY
1 -		49.699	2:07.617	61.49	18.556	14:09:01.315
2 -	1:06.705	47.637	1:54.342	68.63	5.281	14:10:55.657
3 -	1:05.693	47.089	1:52.782	69.58	3.721	14:12:48.439
4 -	1:04.805	46.467	1:51.272	70.53	2.211	14:14:39.711
5 -	1:04.020	46.087	1:50.107	71.27	1.046	14:16:29.818
6 -	1:03.634	46.149	1:49.783 **(2)**	71.48	0.722	14:18:19.601
7 -	1:04.306	***45.597***	1:49.903 **(3)**	71.40	0.842	14:20:09.504
8 -	***1:02.969***	46.092	***1:49.061*** **(1)**	***71.96***		***14:21:58.565***
9 -	1:03.658	46.417	1:50.075	71.29	1.014	14:23:48.640

BMCRC - MRO Championships 2024 - Rnd 5 @ Cadwell Park

MRO Minitwins

RACE 4 - BEST SECTORS

SECTOR 1				SECTOR 2			IDEAL / BEST COMPARISON					
POS	NO	NAME	TIME	NO	NAME	TIME	POS	NO	NAME	IDEAL	BEST	DIFF
									PERFECT LAP	1:38.368		
1	1	TWYFORD	56.979	7	ATKINSON	41.389	1	1	TWYFORD	1:38.713	1:38.957	0.244
2	7	ATKINSON	58.305	1	TWYFORD	41.734	2	7	ATKINSON	1:39.694	1:39.825	0.131
3	22	DOWDS	58.780	333	LINDEMANN	41.787	3	22	DOWDS	1:40.653	1:40.653	0.000
4	333	LINDEMANN	59.413	22	DOWDS	41.873	4	333	LINDEMANN	1:41.200	1:41.757	0.557
5	3	ARBON	59.507	3	ARBON	42.671	5	3	ARBON	1:42.178	1:42.178	0.000
6	33	COSTIN	59.547	19	LILLEY	42.796	6	19	LILLEY	1:42.490	1:42.555	0.065
7	19	LILLEY	59.694	33	COSTIN	43.353	7	33	COSTIN	1:42.900	1:43.418	0.518
8	74	BLACK	1:01.252	74	BLACK	43.430	8	74	BLACK	1:44.682	1:45.056	0.374
9	189	BARAN	1:02.076	189	BARAN	44.126	9	189	BARAN	1:46.202	1:46.202	0.000
10	81	MAY	1:02.107	81	MAY	44.232	10	81	MAY	1:46.339	1:46.339	0.000
11	293	SMITH	1:02.193	293	SMITH	44.818	11	293	SMITH	1:47.011	1:47.428	0.417
12	15	SVENSEN	1:02.638	111	BATE	45.024	12	15	SVENSEN	1:47.755	1:48.011	0.256
13	34	JOHNSON	1:02.816	15	SVENSEN	45.117	13	111	BATE	1:48.227	1:48.238	0.011
14	70	HALL	1:02.969	70	HALL	45.597	14	34	JOHNSON	1:48.559	1:48.944	0.385
15	40	WILKINSON	1:03.013	34	JOHNSON	45.743	15	70	HALL	1:48.566	1:49.061	0.495
16	111	BATE	1:03.203	93	BOTTO	45.779	16	40	WILKINSON	1:48.995	1:48.995	0.000
17	47	BOHANAN	1:03.270	69	GRIFFITHS	45.858	17	47	BOHANAN	1:49.317	1:49.317	0.000
18	93	BOTTO	1:04.605	40	WILKINSON	45.982	18	93	BOTTO	1:50.384	1:50.655	0.271
19	69	GRIFFITHS	1:04.782	47	BOHANAN	46.047	19	69	GRIFFITHS	1:50.640	1:50.702	0.062
20	777	HIRST	1:04.969	777	HIRST	46.366	20	777	HIRST	1:51.335	1:51.335	0.000
21	138	JARMIN	1:05.867	145	CATLING	47.160	21	145	CATLING	1:53.371	1:53.371	0.000
22	145	CATLING	1:06.211	138	JARMIN	48.020	22	138	JARMIN	1:53.887	1:54.310	0.423
23	164	FEARNLEY	1:07.562	164	FEARNLEY	48.387	23	164	FEARNLEY	1:55.949	1:56.029	0.080
24							24	67	HARVEY		1:49.431	

Weather / Track : Cloudy / Dry

Cadwell Park: 2.1800 miles
Date: 06/07/2024 Start: 14:06 Finish: 14:23

Results can be found at www.tsl-timing.com

Printed - 14:29 Saturday, 06 July 2024

BMCRC - MRO Championships 2024 - Rnd 5 @ Cadwell Park

MRO Minitwins

RACE 4 - STATISTICS

Competitors Started	24
Planned Start	2024-07-06 @ 14:00:00.000
Actual Start	2024-07-06 @ 14:06:53.697
Finish Time	2024-07-06 @ 14:23:30.448
Track Length	2.1800mi.
Total Laps	224
Total Distance Covered	488.3241mi.

Session Fastest Lap History

NO	NAME	LAP TIME	TIME OF DAY	LAP	VEHICLE
22	**Darren DOWDS**	**1:42.044**	14:10:25.838	2	Suzuki SV650
1	**David TWYFORD**	**1:40.432**	14:12:11.049	3	Suzuki SV650
1	**David TWYFORD**	**1:40.255**	14:13:51.303	4	Suzuki SV650
7	**Phil ATKINSON**	**1:40.198**	14:13:53.893	4	Suzuki SV650
7	**Phil ATKINSON**	**1:39.825**	14:15:33.718	5	Suzuki SV650
1	**David TWYFORD**	**1:39.486**	14:17:12.627	6	Suzuki SV650
1	**David TWYFORD**	**1:38.957**	14:18:51.585	7	Suzuki SV650

Session Leader History

NO	NAME	FROM LAP	LAPS LED	DISTANCE	VEHICLE
22	**Darren DOWDS**	1	5	10.90 miles	Suzuki SV650
1	**David TWYFORD**	6	5	10.90 miles	Suzuki SV650

Flag History

TYPE	TIME OF DAY
GREEN	14:06:53.697
FINISH	14:23:30.448

Flag Statistics

TYPE	COUNT	TOTAL LAPS	TOTAL TIME
Green	1	10	19:41.482
Red	0	0	0.000
Safety Car	0	0	0.000
FCY	0	0	0.000

Weather / Track : Cloudy / Dry

Cadwell Park: 2.1800 miles
Date: 06/07/2024 Start: 14:06 Finish: 14:23

Results can be found at www.tsl-timing.com

Printed - 14:29 Saturday, 06 July 2024

BMCRC - MRO Championships 2024 - Rnd 5 @ Cadwell Park

MRO Minitwins

RACE 4 - GRID (8 Laps)

ROW 9	25	818	Ben RICHARDS					
ROW 8	22	145	Bradley CATLING	1:53.371	23	138	Craig JARMIN	1:54.310
	24	164	Adam FEARNLEY	1:56.029				
ROW 7	19	93	Tony BOTTO	1:50.655	20	69	Jack GRIFFITHS	1:50.702
	21	777	Richard HIRST	1:51.335				
ROW 6	16	70	Colin HALL	1:49.061	17	47	Tristan BOHANAN	1:49.317
	18	67	Simon HARVEY	1:49.431				
ROW 5	13	111	Freddie BATE	1:48.238	14	34	Andrew JOHNSON	1:48.944
	15	40	Simon WILKINSON	1:48.995				
ROW 4	10	81	Malvern MAY	1:46.339	11	293	Leigh SMITH	1:47.428
	12	15	James SVENSEN	1:48.011				
ROW 3	7	33	Steve COSTIN	1:43.418	8	74	Daniel BLACK	1:45.056
	9	189	Sebastian BARAN	1:46.202				
ROW 2	4	333	David LINDEMANN	1:41.757	5	3	Oliver ARBON	1:42.178
	6	19	Kevin LILLEY	1:42.555				
ROW 1	1	1	David TWYFORD	1:38.957	2	7	Phil ATKINSON	1:39.825
	3	22	Darren DOWDS	1:40.653				

Pole

These results are provisional until the conclusion of any judicial and technical matters.

Cadwell Park: 2.1800 miles

Clerk Of Course:	Stewards:	Timekeeper: Craig Smith	

Results can be found at www.tsl-timing.com

Printed - 14:31 Saturday, 06 July 2024

BMCRC - MRO Championships 2024 - Rnd 5 @ Cadwell Park

MRO Minitwins

RACE 15 - CLASSIFICATION

Race Distance: 8 Laps / 17.44 miles

POS	NO	NAME	ENTRY	LAPS	TIME	GAP	DIFF	MPH	BEST	ON	GRD	↑↓
1	1	David TWYFORD	Suzuki SV650 - IMP Racing, MHP, Chris Cowan	8	13:31.920			77.32	1:38.954	6	1	0
2	333	David LINDEMANN	Suzuki SV650 - Giraffe Decorators	8	13:52.449	20.529	20.529	75.42	1:42.740	5	4	2
3	19	Kevin LILLEY	Suzuki SV650 - Trafalgar Cleaning Eqpt. / Steve Jordan Mot	8	14:11.611	39.691	19.162	73.72	1:44.761	4	6	3
4	74	Daniel BLACK	Suzuki SV650 - Dad	8	14:26.836	54.916	15.225	72.42	1:45.739	7	8	4
5	33	Steve COSTIN	Suzuki SV650 - Sublime Designs / ATP Motorsport ATP Mot	8	14:30.148	58.228	3.312	72.15	1:46.348	6	7	2
6	15	James SVENSEN	Suzuki SV650S - HCLCARSALES - Team TSR	8	14:31.455	59.535	1.307	72.04	1:46.279	8	14	8
7	293	Leigh SMITH	Suzuki SV650 - Smiths Mechanical Support Ltd, Lamonde Au	8	14:47.252	1:15.332	15.797	70.76	1:48.464	6	9	2
8	111	Freddie BATE	Suzuki SV650 - Hartjay	8	14:53.537	1:21.617	6.285	70.26	1:46.492	6	11	3
9	189	Sebastian BARAN	Suzuki SV650 -	8	15:09.515	1:37.595	15.978	69.03	1:49.049	7	10	1
10	40	Simon WILKINSON	Suzuki SV650 -	8	15:24.800	1:52.880	15.285	67.88	1:53.779	2	19	9
11	47	Tristan BOHANAN	Suzuki SV650 -	8	15:24.906	1:52.986	0.106	67.88	1:53.859	6	16	5
12	70	Colin HALL	Suzuki SV650 -	7	13:45.730	1 Lap	1 Lap	66.53	1:53.419	7	15	3
			NOT CLASSIFIED									
DNF	22	Darren DOWDS	Suzuki SV650 - Sublime Dsg Ltd	7	11:52.145	1 Lap		77.14	1:39.427	6	3	
			NOT STARTED									
NS	7	Phil ATKINSON	Suzuki SV650 - ROSE MOT/Q Oil Treatments								2	
NS	69	Jack GRIFFITHS	Suzuki SV650 - Joe's Carpets, ATP Racing								21	
			FASTEST LAP									
	1	David TWYFORD	Suzuki SV650 - IMP Racing, MHP, Chris Cowan	6	1:38.954		79.31 mph		127.63 kph			

Comments:
92.5% of Race Speed = 71.52 mph

Weather / Track : Cloudy / Dry
These results are provisional until the conclusion of any judicial and technical matters.

Date: 07/07/2024 Start: 16:20 Finish: 16:33
Cadwell Park: 2.1800 miles

Clerk Of Course:	Stewards:	Timekeeper: Craig Smith	

Results can be found at www.tsl-timing.com

Printed - 16:36 Sunday, 07 July 2024

BMCRC - MRO Championships 2024 - Rnd 5 @ Cadwell Park

MRO Minitwins

RACE 15 - LAP CHART

LAP 1 @ 16:21:52.777

NO	BEHIND	LAP TIME
22		1:48.235
1	0.843	1:49.078
333	1.331	1:49.566
19	5.145	1:53.380
111	7.515	1:55.750
33	8.543	1:56.778
15	9.514	1:57.749
74	9.886	1:58.121
293	11.822	2:00.057
70	14.127	2:02.362
189	15.018	2:03.253
47	15.350	2:03.585
40	15.774	2:04.009

LAP 2 @ 16:23:34.484

NO	BEHIND	LAP TIME
22		1:41.707
1	0.631	1:41.495
333	2.577	1:42.953
19	9.573	1:46.135
111	15.586	1:49.778
33	15.809	1:48.973
74	16.375	1:48.196
15	17.217	1:49.410
293	21.208	1:51.093
70	27.191	1:54.771
189	27.736	1:54.425
40	27.846	1:53.779
47	28.043	1:54.400

LAP 3 @ 16:25:15.458

NO	BEHIND	LAP TIME
22		1:40.974
1	0.560	1:40.903
333	4.692	1:43.089
19	14.034	1:45.435
111	23.414	1:48.802
74	23.516	1:48.115
33	24.232	1:49.397
15	25.033	1:48.790
293	30.470	1:50.236
70	40.380	1:54.163
189	41.062	1:54.300
40	41.170	1:54.298
47	41.386	1:54.317

LAP 4 @ 16:26:56.209

NO	BEHIND	LAP TIME
22		1:40.751
1	0.563	1:40.754
333	6.838	1:42.897
19	18.044	1:44.761
74	29.484	1:46.719
33	31.670	1:48.189
111	32.425	1:49.762
15	32.821	1:48.539
293	39.192	1:49.473
70	54.032	1:54.403
189	54.216	1:53.905
40	54.319	1:53.900
47	54.743	1:54.108

LAP 5 @ 16:28:36.828

NO	BEHIND	LAP TIME
1		1:40.056
22	0.124	1:40.743
333	8.959	1:42.740
19	22.772	1:45.347
74	35.347	1:46.482
33	38.072	1:47.021
111	39.296	1:47.490
15	40.145	1:47.943
293	47.718	1:49.145
70	1:07.224	1:53.811
189	1:07.510	1:53.913
40	1:08.905	1:55.205
47	1:09.398	1:55.274

LAP 6 @ 16:30:15.782

NO	BEHIND	LAP TIME
1		1:38.954
22	0.597	1:39.427
333	14.430	1:44.425
19	29.954	1:46.136
74	42.723	1:46.330
33	45.466	1:46.348
111	46.834	1:46.492
15	47.481	1:46.290
293	57.228	1:48.464
189	1:18.066	1:49.510
40	1:23.885	1:53.934
47	1:24.303	1:53.859

LAP 7 @ 16:31:56.639

NO	BEHIND	LAP TIME
1		1:40.857
22	0.047	1:40.308
70	1 Lap	2:12.801
333	16.795	1:43.223
19	34.360	1:45.264
74	47.604	1:45.739
33	51.057	1:46.449
15	53.078	1:46.455
293	1:05.835	1:49.465
111	1:12.169	2:06.193
189	1:26.257	1:49.049
40	1:38.049	1:55.022
47	1:38.458	1:55.013

LAP 8 @ 16:33:36.462

NO	BEHIND	LAP TIME
1		1:39.822
70	1 Lap	1:53.419
333	20.529	1:43.556
19	39.691	1:45.153
74	54.916	1:47.134
33	58.228	1:46.993
15	59.535	1:46.279
293	1:15.332	1:49.319
111	1:21.617	1:49.270
189	1:37.595	1:51.160
40	1:52.880	1:54.653
47	1:52.986	1:54.350

Weather / Track : Cloudy / Dry

Cadwell Park: 2.1800 miles
Date: 07/07/2024 Start: 16:20 Finish: 16:33

Results can be found at www.tsl-timing.com

Printed - 16:36 Sunday, 07 July 2024

BMCRC - MRO Championships 2024 - Rnd 5 @ Cadwell Park

MRO Minitwins

RACE 15 - POSITION CHART

No	Name	Lap Pos	1	2	3	4	5	6	7	8
1	TWYFORD	1	22	22	22	22	1	1	1	1
7	ATKINSON	2	1	1	1	1	22	22	22	333
22	DOWDS	3	333	333	333	333	333	333	333	19
333	LINDEMANN	4	19	19	19	19	19	19	19	74
19	LILLEY	5	111	111	111	74	74	74	74	33
33	COSTIN	6	33	33	74	33	33	33	33	15
74	BLACK	7	15	74	33	111	111	111	15	293
293	SMITH	8	74	15	15	15	15	15	293	111
189	BARAN	9	293	293	293	293	293	293	111	189
111	BATE	10	70	70	70	70	70	189	189	40
15	SVENSEN	11	189	189	189	189	189	40	40	47
70	HALL	12	47	40	40	40	40	47	47	
47	BOHANAN	13	40	47	47	47	47	70	70	
40	WILKINSON	14								
69	GRIFFITHS	15								

Weather / Track : Cloudy / Dry

Cadwell Park: 2.1800 miles
Date: 07/07/2024 Start: 16:20 Finish: 16:33

Results can be found at www.tsl-timing.com

Printed - 16:36 Sunday, 07 July 2024

BMCRC - MRO Championships 2024 - Rnd 5 @ Cadwell Park

MRO Minitwins

RACE 15 - SECTOR ANALYSIS

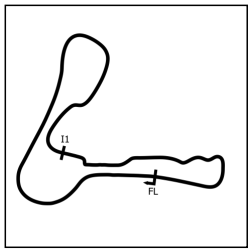

SECTOR 1 = FL to I1, SECTOR 2 = I1 to FL, DIFF = Difference To Personal Best Lap, P = Crossed Finish Line in Pit Lane, D = Time Disallowed

P1 1 David TWYFORD Suzuki SV650 - IMP Racing, MHP, Chris Cowan

IDEAL LAP TIME : BEST LAP TIME : 1:38.954 DIFFERENCE :

LAP	SECTOR 1	SECTOR 2	LAP TIME	MPH	DIFF	TIME OF DAY
1 -			1:49.078	71.94	10.124	16:21:53.620
2 -			1:41.495	77.32	2.541	16:23:35.115
3 -			1:40.903	77.77	1.949	16:25:16.018
4 -			1:40.754	77.89	1.800	16:26:56.772
5 -			1:40.056 (3)	78.43	1.102	16:28:36.828
6 -			***1:38.954 (1)***	***79.31***		***16:30:15.782***
7 -			1:40.857	77.81	1.903	16:31:56.639
8 -			1:39.822 (2)	78.62	0.868	16:33:36.462

P2 333 David LINDEMANN Suzuki SV650 - Giraffe Decorators

IDEAL LAP TIME : 1:42.538 BEST LAP TIME : 1:42.740 DIFFERENCE : 0.202

LAP	SECTOR 1	SECTOR 2	LAP TIME	MPH	DIFF	TIME OF DAY
1 -		44.346	1:49.566	71.62	6.826	16:21:54.108
2 -	59.178	43.775	1:42.953 (3)	76.22	0.213	16:23:37.061
3 -	***59.015***	44.074	1:43.089	76.12	0.349	16:25:20.150
4 -	59.234	43.663	1:42.897 (2)	76.27	0.157	16:27:03.047
5 -	59.184	43.556	***1:42.740 (1)***	***76.38***		***16:28:45.787***
6 -	59.762	44.663	1:44.425	75.15	1.685	16:30:30.212
7 -	59.700	***43.523***	1:43.223	76.03	0.483	16:32:13.435
8 -	59.318	44.238	1:43.556	75.78	0.816	16:33:56.991

P3 19 Kevin LILLEY Suzuki SV650 - Trafalgar Cleaning Eqpt. / Steve Jordan Motorcy

IDEAL LAP TIME : 1:44.761 BEST LAP TIME : 1:44.761 DIFFERENCE : 0.000

LAP	SECTOR 1	SECTOR 2	LAP TIME	MPH	DIFF	TIME OF DAY
1 -		45.583	1:53.380	69.21	8.619	16:21:57.922
2 -	1:00.986	45.149	1:46.135	73.94	1.374	16:23:44.057
3 -	1:00.552	44.883	1:45.435	74.43	0.674	16:25:29.492
4 -	***1:00.467***	***44.294***	***1:44.761 (1)***	***74.91***		***16:27:14.253***
5 -	1:00.852	44.495	1:45.347	74.49	0.586	16:28:59.600
6 -	1:01.035	45.101	1:46.136	73.94	1.375	16:30:45.736
7 -	1:00.603	44.661	1:45.264 (3)	74.55	0.503	16:32:31.000
8 -	1:00.784	44.369	1:45.153 (2)	74.63	0.392	16:34:16.153

P4 74 Daniel BLACK Suzuki SV650 - Dad

IDEAL LAP TIME : 1:45.739 BEST LAP TIME : 1:45.739 DIFFERENCE : 0.000

LAP	SECTOR 1	SECTOR 2	LAP TIME	MPH	DIFF	TIME OF DAY
1 -		47.516	1:58.121	66.44	12.382	16:22:02.663
2 -	1:02.784	45.412	1:48.196	72.53	2.457	16:23:50.859
3 -	1:02.981	45.134	1:48.115	72.58	2.376	16:25:38.974
4 -	1:02.166	44.553	1:46.719	73.53	0.980	16:27:25.693
5 -	1:01.917	44.565	1:46.482 (3)	73.70	0.743	16:29:12.175
6 -	1:01.978	44.352	1:46.330 (2)	73.80	0.591	16:30:58.505
7 -	***1:01.520***	***44.219***	***1:45.739 (1)***	***74.22***		***16:32:44.244***
8 -	1:01.686	45.448	1:47.134	73.25	1.395	16:34:31.378

P5 33 Steve COSTIN Suzuki SV650 - Sublime Designs / ATP Motorsport ATP Motorsp

IDEAL LAP TIME : 1:46.115 BEST LAP TIME : 1:46.348 DIFFERENCE : 0.233

LAP	SECTOR 1	SECTOR 2	LAP TIME	MPH	DIFF	TIME OF DAY
1 -		46.552	1:56.778	67.20	10.430	16:22:01.320
2 -	1:03.090	45.883	1:48.973	72.01	2.625	16:23:50.293
3 -	1:03.210	46.187	1:49.397	71.73	3.049	16:25:39.690
4 -	1:02.344	45.845	1:48.189	72.54	1.841	16:27:27.879
5 -	1:01.640	45.381	1:47.021	73.33	0.673	16:29:14.900
6 -	1:01.661	***44.687***	***1:46.348 (1)***	***73.79***		***16:31:01.248***
7 -	1:01.484	44.965	1:46.449 (2)	73.72	0.101	16:32:47.697
8 -	***1:01.428***	45.565	1:46.993 (3)	73.35	0.645	16:34:34.690

Weather / Track : Cloudy / Dry

Cadwell Park: 2.1800 miles
Date: 07/07/2024 Start: 16:20 Finish: 16:33

BMCRC - MRO Championships 2024 - Rnd 5 @ Cadwell Park

MRO Minitwins

RACE 15 - SECTOR ANALYSIS

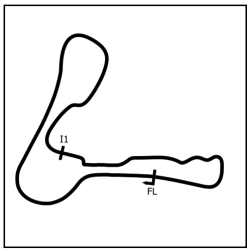

SECTOR 1 = FL to I1, SECTOR 2 = I1 to FL, DIFF = Difference To Personal Best Lap, P = Crossed Finish Line in Pit Lane, D = Time Disallowed

P6 15 James SVENSEN Suzuki SV650S - HCLCARSALES - Team TSR

IDEAL LAP TIME : 1:46.030 BEST LAP TIME : 1:46.279 DIFFERENCE : 0.249

LAP	SECTOR 1	SECTOR 2	LAP TIME	MPH	DIFF	TIME OF DAY
1 -		47.304	1:57.749	66.65	11.470	16:22:02.291
2 -	1:03.637	45.773	1:49.410	71.73	3.131	16:23:51.701
3 -	1:02.659	46.131	1:48.790	72.13	2.511	16:25:40.491
4 -	1:02.542	45.997	1:48.539	72.30	2.260	16:27:29.030
5 -	1:02.337	45.606	1:47.943	72.70	1.664	16:29:16.973
6 -	***1:01.455***	44.835	1:46.290 **(2)**	73.83	0.011	16:31:03.263
7 -	1:01.831	44.624	1:46.455 **(3)**	73.72	0.176	16:32:49.718
8 -	1:01.704	***44.575***	***1:46.279*** **(1)**	***73.84***		***16:34:35.997***

P7 293 Leigh SMITH Suzuki SV650 - Smiths Mechanical Support Ltd, Lamonde Autor

IDEAL LAP TIME : 1:48.238 BEST LAP TIME : 1:48.464 DIFFERENCE : 0.226

LAP	SECTOR 1	SECTOR 2	LAP TIME	MPH	DIFF	TIME OF DAY
1 -		47.753	2:00.057	65.36	11.593	16:22:04.599
2 -	1:04.601	46.492	1:51.093	70.64	2.629	16:23:55.692
3 -	1:04.010	46.226	1:50.236	71.19	1.772	16:25:45.928
4 -	1:03.541	45.932	1:49.473	71.68	1.009	16:27:35.401
5 -	1:03.487	***45.658***	1:49.145 **(2)**	71.90	0.681	16:29:24.546
6 -	***1:02.580***	45.884	***1:48.464*** **(1)**	***72.35***		***16:31:13.010***
7 -	1:03.333	46.132	1:49.465	71.69	1.001	16:33:02.475
8 -	1:03.182	46.137	1:49.319 **(3)**	71.79	0.855	16:34:51.794

P8 111 Freddie BATE Suzuki SV650 - Hartjay

IDEAL LAP TIME : 1:46.492 BEST LAP TIME : 1:46.492 DIFFERENCE : 0.000

LAP	SECTOR 1	SECTOR 2	LAP TIME	MPH	DIFF	TIME OF DAY
1 -		46.400	1:55.750	67.80	9.258	16:22:00.292
2 -	1:03.729	46.049	1:49.778	71.49	3.286	16:23:50.070
3 -	1:03.116	45.686	1:48.802 **(3)**	72.13	2.310	16:25:38.872
4 -	1:03.538	46.224	1:49.762	71.50	3.270	16:27:28.634
5 -	1:02.461	45.029	1:47.490 **(2)**	73.01	0.998	16:29:16.124
6 -	***1:01.741***	***44.751***	***1:46.492*** **(1)**	***73.69***		***16:31:02.616***
7 -	1:21.073	45.120	2:06.193	62.19	19.701	16:33:08.809
8 -	1:02.918	46.352	1:49.270	71.82	2.778	16:34:58.079

P9 189 Sebastian BARAN Suzuki SV650 -

IDEAL LAP TIME : 1:49.049 BEST LAP TIME : 1:49.049 DIFFERENCE : 0.000

LAP	SECTOR 1	SECTOR 2	LAP TIME	MPH	DIFF	TIME OF DAY
1 -		49.157	2:03.253	63.67	14.204	16:22:07.795
2 -	1:05.116	49.309	1:54.425	68.58	5.376	16:24:02.220
3 -	1:05.327	48.973	1:54.300	68.66	5.251	16:25:56.520
4 -	1:05.115	48.790	1:53.905	68.90	4.856	16:27:50.425
5 -	1:06.242	47.671	1:53.913	68.89	4.864	16:29:44.338
6 -	1:02.995	46.515	1:49.510 **(2)**	71.66	0.461	16:31:33.848
7 -	***1:02.765***	***46.284***	***1:49.049*** **(1)**	***71.96***		***16:33:22.897***
8 -	1:03.397	47.763	1:51.160 **(3)**	70.60	2.111	16:35:14.057

P10 40 Simon WILKINSON Suzuki SV650 -

IDEAL LAP TIME : 1:53.184 BEST LAP TIME : 1:53.779 DIFFERENCE : 0.595

LAP	SECTOR 1	SECTOR 2	LAP TIME	MPH	DIFF	TIME OF DAY
1 -		48.859	2:04.009	63.28	10.230	16:22:08.551
2 -	***1:04.907***	48.872	***1:53.779*** **(1)**	***68.97***		***16:24:02.330***
3 -	1:05.989	48.309	1:54.298	68.66	0.519	16:25:56.628
4 -	1:05.623	***48.277***	1:53.900 **(2)**	68.90	0.121	16:27:50.528
5 -	1:06.360	48.845	1:55.205	68.12	1.426	16:29:45.733
6 -	1:05.130	48.804	1:53.934 **(3)**	68.88	0.155	16:31:39.667
7 -	1:06.374	48.648	1:55.022	68.23	1.243	16:33:34.689
8 -	1:05.725	48.928	1:54.653	68.45	0.874	16:35:29.342

Weather / Track : Cloudy / Dry

Cadwell Park: 2.1800 miles
Date: 07/07/2024 Start: 16:20 Finish: 16:33

BMCRC - MRO Championships 2024 - Rnd 5 @ Cadwell Park

MRO Minitwins

RACE 15 - SECTOR ANALYSIS

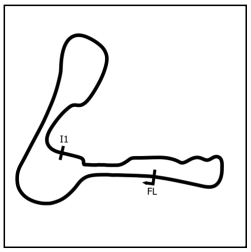

SECTOR 1 = FL to I1, SECTOR 2 = I1 to FL, DIFF = Difference To Personal Best Lap, P = Crossed Finish Line in Pit Lane, D = Time Disallowed

P11 47 Tristan BOHANAN Suzuki SV650 -

IDEAL LAP TIME : 1:53.229 BEST LAP TIME : 1:53.859 DIFFERENCE : 0.630

LAP	SECTOR 1	SECTOR 2	LAP TIME	MPH	DIFF	TIME OF DAY
1 -		48.820	2:03.585	63.50	9.726	16:22:08.127
2 -	1:06.105	48.295	1:54.400	68.60	0.541	16:24:02.527
3 -	1:06.109	***48.208***	1:54.317 **(3)**	68.65	0.458	16:25:56.844
4 -	1:05.641	48.467	1:54.108 **(2)**	68.77	0.249	16:27:50.952
5 -	1:06.353	48.921	1:55.274	68.08	1.415	16:29:46.226
6 -	***1:05.021***	48.838	***1:53.859*** **(1)**	***68.92***		***16:31:40.085***
7 -	1:06.201	48.812	1:55.013	68.23	1.154	16:33:35.098
8 -	1:05.634	48.716	1:54.350	68.63	0.491	16:35:29.448

P12 70 Colin HALL Suzuki SV650 -

IDEAL LAP TIME : 1:52.501 BEST LAP TIME : 1:53.419 DIFFERENCE : 0.918

LAP	SECTOR 1	SECTOR 2	LAP TIME	MPH	DIFF	TIME OF DAY
1 -		49.065	2:02.362	64.13	8.943	16:22:06.904
2 -	1:05.540	49.231	1:54.771	68.38	1.352	16:24:01.675
3 -	1:05.412	48.751	1:54.163 **(3)**	68.74	0.744	16:25:55.838
4 -	1:05.356	49.047	1:54.403	68.60	0.984	16:27:50.241
5 -	1:05.394	***48.417***	1:53.811 **(2)**	68.95	0.392	16:29:44.052
6 -	1:21.833	50.968	2:12.801	59.09	19.382	16:31:56.853
7 -	***1:04.084***	49.335	***1:53.419*** **(1)**	***69.19***		***16:33:50.272***

P13 22 Darren DOWDS Suzuki SV650 - Sublime Dsg Ltd

IDEAL LAP TIME : 1:38.894 BEST LAP TIME : 1:39.427 DIFFERENCE : 0.533

LAP	SECTOR 1	SECTOR 2	LAP TIME	MPH	DIFF	TIME OF DAY
1 -		43.710	1:48.235	72.50	8.808	16:21:52.777
2 -	58.837	42.870	1:41.707	77.16	2.280	16:23:34.484
3 -	58.590	42.384	1:40.974	77.72	1.547	16:25:15.458
4 -	58.708	42.043	1:40.751	77.89	1.324	16:26:56.209
5 -	58.431	42.312	1:40.743 **(3)**	77.90	1.316	16:28:36.952
6 -	57.962	***41.465***	***1:39.427*** **(1)**	***78.93***		***16:30:16.379***
7 -	***57.429***	42.879	1:40.308 **(2)**	78.23	0.881	16:31:56.687

Weather / Track : Cloudy / Dry

Cadwell Park: 2.1800 miles
Date: 07/07/2024 Start: 16:20 Finish: 16:33

BMCRC - MRO Championships 2024 - Rnd 5 @ Cadwell Park

MRO Minitwins

RACE 15 - BEST SECTORS

SECTOR 1				SECTOR 2			IDEAL / BEST COMPARISON					
POS	NO	NAME	TIME	NO	NAME	TIME	POS	NO	NAME	IDEAL	BEST	DIFF
									PERFECT LAP	1:38.894		
1	22	DOWDS	57.429	22	DOWDS	41.465	1	22	DOWDS	1:38.894	1:39.427	0.533
2	333	LINDEMANN	59.015	333	LINDEMANN	43.523	2	333	LINDEMANN	1:42.538	1:42.740	0.202
3	19	LILLEY	1:00.467	74	BLACK	44.219	3	19	LILLEY	1:44.761	1:44.761	0.000
4	33	COSTIN	1:01.428	19	LILLEY	44.294	4	74	BLACK	1:45.739	1:45.739	0.000
5	15	SVENSEN	1:01.455	15	SVENSEN	44.575	5	15	SVENSEN	1:46.030	1:46.279	0.249
6	74	BLACK	1:01.520	33	COSTIN	44.687	6	33	COSTIN	1:46.115	1:46.348	0.233
7	111	BATE	1:01.741	111	BATE	44.751	7	111	BATE	1:46.492	1:46.492	0.000
8	293	SMITH	1:02.580	293	SMITH	45.658	8	293	SMITH	1:48.238	1:48.464	0.226
9	189	BARAN	1:02.765	189	BARAN	46.284	9	189	BARAN	1:49.049	1:49.049	0.000
10	70	HALL	1:04.084	47	BOHANAN	48.208	10	70	HALL	1:52.501	1:53.419	0.918
11	40	WILKINSON	1:04.907	40	WILKINSON	48.277	11	40	WILKINSON	1:53.184	1:53.779	0.595
12	47	BOHANAN	1:05.021	70	HALL	48.417	12	47	BOHANAN	1:53.229	1:53.859	0.630
13							13	1	TWYFORD		1:38.954	

Weather / Track : Cloudy / Dry

Cadwell Park: 2.1800 miles
Date: 07/07/2024 Start: 16:20 Finish: 16:33

Results can be found at www.tsl-timing.com

Printed - 16:36 Sunday, 07 July 2024

BMCRC - MRO Championships 2024 - Rnd 5 @ Cadwell Park

MRO Minitwins

RACE 15 - STATISTICS

Competitors Started	13
Planned Start	2024-07-07 @ 15:50:00.000
Actual Start	2024-07-07 @ 16:20:04.541
Finish Time	2024-07-07 @ 16:33:35.463
Track Length	2.1800mi.
Total Laps	102
Total Distance Covered	222.3619mi.

Session Fastest Lap History

NO	NAME	LAP TIME	TIME OF DAY	LAP	VEHICLE
22	**Darren DOWDS**	**1:41.707**	16:23:34.496	2	Suzuki SV650
1	**David TWYFORD**	**1:41.495**	16:23:35.115	2	Suzuki SV650
22	**Darren DOWDS**	**1:40.974**	16:25:15.469	3	Suzuki SV650
1	**David TWYFORD**	**1:40.903**	16:25:16.018	3	Suzuki SV650
22	**Darren DOWDS**	**1:40.751**	16:26:56.221	4	Suzuki SV650
1	**David TWYFORD**	**1:40.056**	16:28:36.828	5	Suzuki SV650
1	**David TWYFORD**	**1:38.954**	16:30:15.782	6	Suzuki SV650

Session Leader History

NO	NAME	FROM LAP	LAPS LED	DISTANCE	VEHICLE
22	**Darren DOWDS**	1	4	8.72 miles	Suzuki SV650
1	**David TWYFORD**	5	4	8.72 miles	Suzuki SV650

Flag History

TYPE	TIME OF DAY
GREEN	16:20:04.541
FINISH	16:33:35.463

Flag Statistics

TYPE	COUNT	TOTAL LAPS	TOTAL TIME
Green	1	8	15:38.458
Red	0	0	0.000
Safety Car	0	0	0.000
FCY	0	0	0.000

Weather / Track : Cloudy / Dry

Cadwell Park: 2.1800 miles
Date: 07/07/2024 Start: 16:20 Finish: 16:33

Results can be found at www.tsl-timing.com

Printed - 16:36 Sunday, 07 July 2024

ACU KAWASAKI TEAM GREEN JUNIOR CUP / KAWASAKI SENIOR NINJA SERIES / KAWASAKI JUNIOR SUPERSPORT / MODALITY BMZRC 250 MZs

BMCRC-MRO Championships - Round 5

Cadwell Park

6th / 7th July 2024

Timing & Results Provided by Timing Solutions Ltd

www.tsl-timing.com

Cadwell Park Circuit

Louth, Lincolnshire, UK

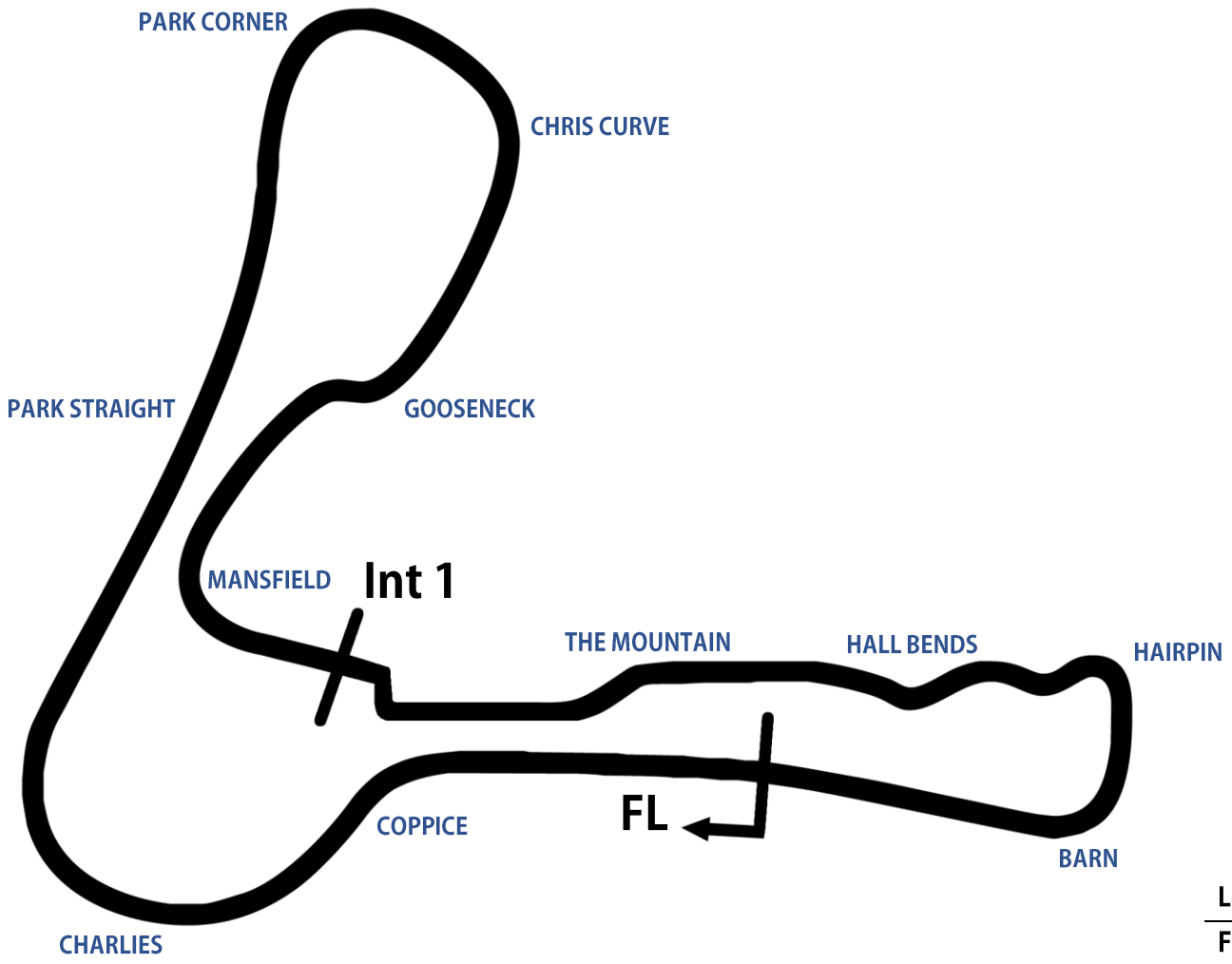

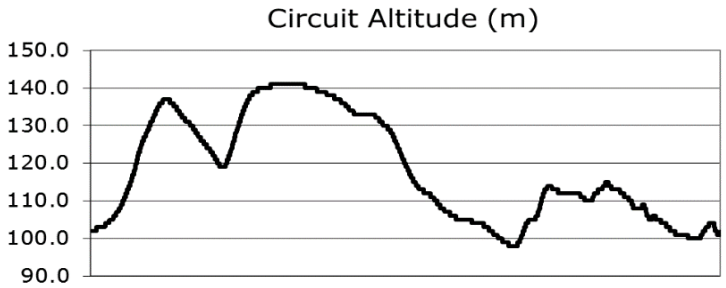

Length	2.1800 miles | 3.508 km | 3508.4m		
FL		53.31024 N	0.05940 W
Int 1	2330m	53.30708 N	0.06270 W
Pit Entry	3427m	53.31103 N	0.05889 W
Pit Exit	0m after FL	53.31030 N	0.05940 w
Pit Entry - Pit Exit	92m, 6.6s @ 50kph, 5.5s @ 60kph		

Results & Live Timing available at – www.tsl-timing.com

Updated - 24/01/2024 10:35

TEAM GREEN JUNIOR CUP | Kawasaki SENIOR NINJA SERIES | Kawasaki JUNIOR SUPERSPORT | modality BMZRC 250 MZS

BMCRC - MRO Championships 2024 - Rnd 5 @ Cadwell Park

ACU Team Green Junior Cup & Senior Ninja & BMZRC 250 MZ

QUALIFYING - CLASSIFICATION

POS	NO	CL	PIC	NAME	ENTRY	TIME	ON	LAPS	GAP	DIFF	MPH
1	1	S	1	Phil ATKINSON	Kawasaki NINJA 400 - ROSE MOT/Q Oil Treatments	2:02.250	4	5			64.19
2	27	S	2	Ben BROWN	Kawasaki NINJA 400 - Hunts Motorcycles	2:04.029	5	5	1.779	1.779	63.27
3	81	J	1	Ollie SIMS	Kawasaki NINJA 400 - Motorbodies Weston ltd	2:04.847	5	5	2.597	0.818	62.86
4	45	J	2	Marley MACKENZIE	Kawasaki NINJA - Kirkcaldy Kawasaki, ELPM	2:05.674	5	5	3.424	0.827	62.44
5	12	J	3	Kees RAMSEY	Kawasaki NINJA 400 -	2:06.163	5	5	3.913	0.489	62.20
6	97	S	3	Alex MANN	Kawasaki Ninja - Michael Jones Jeweller, Esprit Group,	2:07.078	4	5	4.828	0.915	61.75
7	85	MZ	1	Andrew WALES	MZ ETZ 250 - Show Control International	2:07.821	4	4	5.571	0.743	61.39
8	17	S	4	Daryn BUSA	Kawasaki NINJA 400 - iActiveRC	2:07.934	5	5	5.684	0.113	61.34
9	7	J	4	Travis ROOKER	Kawasaki NINJA 400 - Swedish car connection	2:07.977	5	5	5.727	0.043	61.32
10	43	S	5	Mark SWARBRICK	Kawasaki NINJA 400 -	2:11.032	5	5	8.782	3.055	59.89
11	134	J	5	Toby SKAYMAN	Kawasaki EX300 - D & A Home Solutions	2:12.189	4	4	9.939	1.157	59.37
12	76	J	6	Luca WILKINSON	Kawasaki NINJA400 - RD Racing	2:14.127	3	3	11.877	1.938	58.51
13	13	MZ	2	Gordon RYAN	MZ 250 - Prism Work Psychology	2:14.474	4	4	12.224	0.347	58.36
14	2	J	7	Kade WATT	Kawasaki NINJA 400 - 3D Racing	2:15.020	4	4	12.770	0.546	58.12
15	565	MZ	3	Louis KERSHAW	MZ 250 - Team Lucky Streetsy/Walkers Campers	2:17.039	4	4	14.789	2.019	57.26
16	0	S	6	Dave CATLING	Kawasaki NINJA - JSL Builders	2:18.852	4	4	16.602	1.813	56.52
17	175	J	8	Mason GREASLEY	Kawasaki NINJA 300 - Frame fast	2:19.566	4	4	17.316	0.714	56.23
18	6	J	9	Kian BUSA	Kawasaki 400 NINJA - iActiveRC	2:19.845	4	4	17.595	0.279	56.11
19	96	J	10	Kobe PERRY	-	2:20.033	3	3	17.783	0.188	56.04
20	93	MZ_R	1	Hugo OLIVER	MZ 250 - Illuminate Design	2:21.118	4	4	18.868	1.085	55.61
21	9	MZ	4	Gary HOWLETT	MZ TS250 - HS Racing	2:21.375	3	4	19.125	0.257	55.51
22	16	J	11	Aleisha LAYTON	Kawasaki NINJA 400 -	2:22.853	4	4	20.603	1.478	54.93
23	56	MZ	5	Russell TURNER	MZ 250 - TT Racing	2:23.000	4	4	20.750	0.147	54.88
24	102	MZ_R	2	Caleb WRIGHT	MZ 250 ETZ - Clover Investments	2:23.237	4	4	20.987	0.237	54.79
25	37	MZ_R	3	Harry LAMACRAFT	MZ ETZ 250 - All Flower No Power	2:23.478	4	4	21.228	0.241	54.69
26	566	MZ	6	Michael WILBY	MZ ETZ 250 - Sziler UK	2:24.240	4	4	21.990	0.762	54.40
27	5	MZ	7	Garry SAMETT	MZ TS 250 - smallmouse	2:24.507	4	4	22.257	0.267	54.30
28	74	MZ_R	4	Kevin LANE	MZ ETZ - Racing Lane	2:24.683	4	4	22.433	0.176	54.24
29	41	MZ	8	Gary WILLIAMS	MZ ETZ 250 -	2:25.122	4	4	22.872	0.439	54.07
30	32	MZ	9	John ASHMEAD	Mz 250 -	2:28.475	1	2	26.225	3.353	52.85
31	166	MZ	10	Graeme LEWIS	MZ 250 - Morris Racing Lubricants #MRL	2:32.080	1	3	29.830	3.605	51.60
32	33	J	12	Patrick KLINGE	Kawasaki NINJA 400 - Klingklong Racing	2:43.904	1	2	41.654	11.824	47.88
33	26*	J	13	Brooke CHAMPION	Kawasaki 300 NINJA -	3:08.361	3	3	1:06.111	24.457	41.66
34	69	MZ	11	Alexander MANN	Mz TS 250 - HS RACING			0			

Comments:
*** Bike 26 - Please fit a working transponder**

Weather / Track : Rain / Wet
These results are provisional until the conclusion of any judicial and technical matters.

Date: 06/07/2024 Start: 09:30 Finish: 09:40
Cadwell Park: 2.1800 miles

Clerk Of Course:	Stewards:	Timekeeper: Craig Smith	

Results can be found at www.tsl-timing.com

Printed - 09:42 Saturday, 06 July 2024

BRITISH MOTOR CYCLE RACING CLUB | TSL SPORTS TIMING TIMING SOLUTIONS LTD | MOTORCYCLE RACING ORGANISATION MRO

BMCRC - MRO Championships 2024 - Rnd 5 @ Cadwell Park

ACU Team Green Junior Cup & Senior Ninja & BMZRC 250 MZ

QUALIFYING - SECTOR ANALYSIS

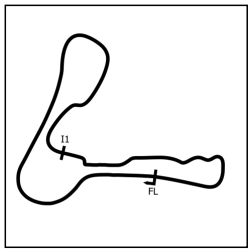

SECTOR 1 = FL to I1, SECTOR 2 = I1 to FL, DIFF = Difference To Personal Best Lap, P = Crossed Finish Line in Pit Lane, D = Time Disallowed

P1 1 S Phil ATKINSON — Kawasaki NINJA 400 - ROSE MOT/Q Oil Treatments

IDEAL LAP TIME : 2:01.983 BEST LAP TIME : 2:02.250 DIFFERENCE : 0.267

LAP	SECTOR 1	SECTOR 2	LAP TIME	MPH	DIFF	TIME OF DAY
1 -	1:15.350	52.015	2:07.365	61.61	5.115	09:32:54.323
2 -	1:11.643	53.793	2:05.436 (3)	62.56	3.186	09:34:59.759
3 -	1:11.579	***51.388***	2:02.967 (2)	63.82	0.717	09:37:02.726
4 -	***1:10.595***	51.655	***2:02.250 (1)***	***64.19***		***09:39:04.976***
5 -	1:13.514	IN PIT	2:26.820 P	53.45	24.570	09:41:31.796

P2 27 S Ben BROWN — Kawasaki NINJA 400 - Hunts Motorcycles

IDEAL LAP TIME : 2:04.029 BEST LAP TIME : 2:04.029 DIFFERENCE : 0.000

LAP	SECTOR 1	SECTOR 2	LAP TIME	MPH	DIFF	TIME OF DAY
1 -	1:16.459	52.918	2:09.377	60.66	5.348	09:32:56.549
2 -	1:13.251	56.995	2:10.246	60.25	6.217	09:35:06.795
3 -	1:14.509	53.670	2:08.179 (3)	61.22	4.150	09:37:14.974
4 -	1:12.185	52.902	2:05.087 (2)	62.74	1.058	09:39:20.061
5 -	***1:11.693***	***52.336***	***2:04.029 (1)***	***63.27***		***09:41:24.090***

P3 81 J Ollie SIMS — Kawasaki NINJA 400 - Motorbodies Weston ltd

IDEAL LAP TIME : 2:04.847 BEST LAP TIME : 2:04.847 DIFFERENCE : 0.000

LAP	SECTOR 1	SECTOR 2	LAP TIME	MPH	DIFF	TIME OF DAY
1 -	1:19.099	54.284	2:13.383	58.83	8.536	09:33:00.514
2 -	1:16.420	54.565	2:10.985	59.91	6.138	09:35:11.499
3 -	1:15.835	53.304	2:09.139 (3)	60.77	4.292	09:37:20.638
4 -	1:14.291	52.507	2:06.798 (2)	61.89	1.951	09:39:27.436
5 -	***1:13.313***	***51.534***	***2:04.847 (1)***	***62.86***		***09:41:32.283***

P4 45 J Marley MACKENZIE — Kawasaki NINJA - Kirkcaldy Kawasaki, ELPM

IDEAL LAP TIME : 2:05.674 BEST LAP TIME : 2:05.674 DIFFERENCE : 0.000

LAP	SECTOR 1	SECTOR 2	LAP TIME	MPH	DIFF	TIME OF DAY
1 -	1:23.925	56.085	2:20.010	56.05	14.336	09:33:17.326
2 -	1:17.413	57.166	2:14.579	58.31	8.905	09:35:31.905
3 -	1:15.486	54.197	2:09.683 (3)	60.51	4.009	09:37:41.588
4 -	1:14.204	53.037	2:07.241 (2)	61.67	1.567	09:39:48.829
5 -	***1:13.586***	***52.088***	***2:05.674 (1)***	***62.44***		***09:41:54.503***

P5 12 J Kees RAMSEY — Kawasaki NINJA 400 -

IDEAL LAP TIME : 2:06.163 BEST LAP TIME : 2:06.163 DIFFERENCE : 0.000

LAP	SECTOR 1	SECTOR 2	LAP TIME	MPH	DIFF	TIME OF DAY
1 -	1:25.948	56.994	2:22.942	54.90	16.779	09:33:20.728
2 -	1:17.411	57.131	2:14.542	58.33	8.379	09:35:35.270
3 -	1:16.167	54.012	2:10.179 (3)	60.28	4.016	09:37:45.449
4 -	1:15.340	53.232	2:08.572 (2)	61.04	2.409	09:39:54.021
5 -	***1:14.167***	***51.996***	***2:06.163 (1)***	***62.20***		***09:42:00.184***

P6 97 S Alex MANN — Kawasaki Ninja - Michael Jones Jeweller, Esprit Group, Eastgate

IDEAL LAP TIME : 2:06.901 BEST LAP TIME : 2:07.078 DIFFERENCE : 0.177

LAP	SECTOR 1	SECTOR 2	LAP TIME	MPH	DIFF	TIME OF DAY
1 -	1:23.089	55.102	2:18.191	56.79	11.113	09:33:13.771
2 -	1:18.796	57.899	2:16.695	57.41	9.617	09:35:30.466
3 -	1:17.338	54.653	2:11.991 (3)	59.45	4.913	09:37:42.457
4 -	1:14.350	***52.728***	***2:07.078 (1)***	***61.75***		***09:39:49.535***
5 -	***1:14.173***	53.127	2:07.300 (2)	61.65	0.222	09:41:56.835

Weather / Track : Rain / Wet

Cadwell Park: 2.1800 miles
Date: 06/07/2024 Start: 09:30 Finish: 09:40

BMCRC - MRO Championships 2024 - Rnd 5 @ Cadwell Park

ACU Team Green Junior Cup & Senior Ninja & BMZRC 250 MZ

QUALIFYING - SECTOR ANALYSIS

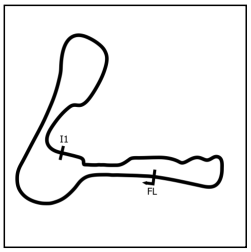

SECTOR 1 = FL to I1, SECTOR 2 = I1 to FL, DIFF = Difference To Personal Best Lap, P = Crossed Finish Line in Pit Lane, D = Time Disallowed

P7 85 MZ Andrew WALES — MZ ETZ 250 - Show Control International

IDEAL LAP TIME : 2:07.397 BEST LAP TIME : 2:07.821 DIFFERENCE : 0.424

LAP	SECTOR 1	SECTOR 2	LAP TIME	MPH	DIFF	TIME OF DAY
1 -	1:20.125	56.682	2:16.807	57.36	8.986	09:33:43.616
2 -	1:15.304	56.910	2:12.214 (3)	59.35	4.393	09:35:55.830
3 -	1:15.307	***53.350***	2:08.657 (2)	60.99	0.836	09:38:04.487
4 -	***1:14.047***	53.774	***2:07.821 (1)***	***61.39***		***09:40:12.308***

P8 17 S Daryn BUSA — Kawasaki NINJA 400 - iActiveRC

IDEAL LAP TIME : 2:07.892 BEST LAP TIME : 2:07.934 DIFFERENCE : 0.042

LAP	SECTOR 1	SECTOR 2	LAP TIME	MPH	DIFF	TIME OF DAY
1 -	1:24.833	56.629	2:21.462	55.47	13.528	09:33:19.782
2 -	1:17.158	57.375	2:14.533	58.33	6.599	09:35:34.315
3 -	1:15.995	54.780	2:10.775 (3)	60.01	2.841	09:37:45.090
4 -	***1:15.099***	53.507	2:08.606 (2)	61.02	0.672	09:39:53.696
5 -	1:15.141	***52.793***	***2:07.934 (1)***	***61.34***		***09:42:01.630***

P9 7 J Travis ROOKER — Kawasaki NINJA 400 - Swedish car connection

IDEAL LAP TIME : 2:07.977 BEST LAP TIME : 2:07.977 DIFFERENCE : 0.000

LAP	SECTOR 1	SECTOR 2	LAP TIME	MPH	DIFF	TIME OF DAY
1 -	1:25.512	58.183	2:23.695	54.61	15.718	09:33:18.841
2 -	1:18.784	57.550	2:16.334	57.56	8.357	09:35:35.175
3 -	1:19.491	55.503	2:14.994 (3)	58.13	7.017	09:37:50.169
4 -	1:17.227	53.523	2:10.750 (2)	60.02	2.773	09:40:00.919
5 -	***1:15.397***	***52.580***	***2:07.977 (1)***	***61.32***		***09:42:08.896***

P10 43 S Mark SWARBRICK — Kawasaki NINJA 400 -

IDEAL LAP TIME : 2:11.032 BEST LAP TIME : 2:11.032 DIFFERENCE : 0.000

LAP	SECTOR 1	SECTOR 2	LAP TIME	MPH	DIFF	TIME OF DAY
1 -	1:25.590	57.298	2:22.888	54.92	11.856	09:33:21.900
2 -	1:18.209	56.292	2:14.501 (3)	58.34	3.469	09:35:36.401
3 -	1:18.608	56.710	2:15.318	57.99	4.286	09:37:51.719
4 -	1:17.808	54.513	2:12.321 (2)	59.31	1.289	09:40:04.040
5 -	***1:16.879***	***54.153***	***2:11.032 (1)***	***59.89***		***09:42:15.072***

P11 134 J Toby SKAYMAN — Kawasaki EX300 - D & A Home Solutions

IDEAL LAP TIME : 2:12.189 BEST LAP TIME : 2:12.189 DIFFERENCE : 0.000

LAP	SECTOR 1	SECTOR 2	LAP TIME	MPH	DIFF	TIME OF DAY
1 -	1:25.369	58.966	2:24.335	54.37	12.146	09:33:21.634
2 -	1:20.234	1:01.312	2:21.546 (3)	55.44	9.357	09:35:43.180
3 -	1:19.259	58.117	2:17.376 (2)	57.12	5.187	09:38:00.556
4 -	***1:17.211***	***54.978***	***2:12.189 (1)***	***59.37***		***09:40:12.745***

P12 76 J Luca WILKINSON — Kawasaki NINJA400 - RD Racing

IDEAL LAP TIME : 2:14.127 BEST LAP TIME : 2:14.127 DIFFERENCE : 0.000

LAP	SECTOR 1	SECTOR 2	LAP TIME	MPH	DIFF	TIME OF DAY
1 -	1:23.944	1:07.894	2:31.838 (3)	51.68	17.711	09:36:28.186
2 -	1:19.395	1:00.952	2:20.347 (2)	55.91	6.220	09:38:48.533
3 -	***1:17.019***	***57.108***	***2:14.127 (1)***	***58.51***		***09:41:02.660***

P13 13 MZ Gordon RYAN — MZ 250 - Prism Work Psychology

IDEAL LAP TIME : 2:14.474 BEST LAP TIME : 2:14.474 DIFFERENCE : 0.000

LAP	SECTOR 1	SECTOR 2	LAP TIME	MPH	DIFF	TIME OF DAY
1 -	1:26.359	1:00.532	2:26.891	53.42	12.417	09:33:33.858
2 -	1:22.947	1:01.564	2:24.511 (3)	54.30	10.037	09:35:58.369
3 -	1:19.069	57.091	2:16.160 (2)	57.63	1.686	09:38:14.529
4 -	***1:18.452***	***56.022***	***2:14.474 (1)***	***58.36***		***09:40:29.003***

Weather / Track : Rain / Wet

Cadwell Park: 2.1800 miles
Date: 06/07/2024 Start: 09:30 Finish: 09:40

BMCRC - MRO Championships 2024 - Rnd 5 @ Cadwell Park

ACU Team Green Junior Cup & Senior Ninja & BMZRC 250 MZ

QUALIFYING - SECTOR ANALYSIS

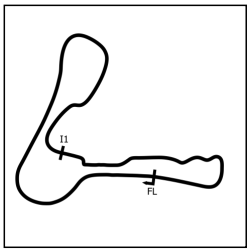

SECTOR 1 = FL to I1, SECTOR 2 = I1 to FL, DIFF = Difference To Personal Best Lap, P = Crossed Finish Line in Pit Lane, D = Time Disallowed

P14 2 J Kade WATT — Kawasaki NINJA 400 - 3D Racing

IDEAL LAP TIME : 2:15.020 BEST LAP TIME : 2:15.020 DIFFERENCE : 0.000

LAP	SECTOR 1	SECTOR 2	LAP TIME	MPH	DIFF	TIME OF DAY
1 -	1:25.996	58.394	2:24.390	54.35	9.370	09:33:43.053
2 -	1:20.152	1:02.603	2:22.755 (3)	54.97	7.735	09:36:05.808
3 -	1:19.906	58.443	2:18.349 (2)	56.72	3.329	09:38:24.157
4 -	***1:17.902***	***57.118***	***2:15.020 (1)***	***58.12***		***09:40:39.177***

P15 565 MZ Louis KERSHAW — MZ 250 - Team Lucky Streetsy/Walkers Campers

IDEAL LAP TIME : 2:15.932 BEST LAP TIME : 2:17.039 DIFFERENCE : 1.107

LAP	SECTOR 1	SECTOR 2	LAP TIME	MPH	DIFF	TIME OF DAY
1 -	1:28.762	1:01.195	2:29.957	52.33	12.918	09:33:35.412
2 -	1:21.683	1:06.495	2:28.178 (3)	52.96	11.139	09:36:03.590
3 -	***1:18.600***	1:00.741	2:19.341 (2)	56.32	2.302	09:38:22.931
4 -	1:19.707	***57.332***	***2:17.039 (1)***	***57.26***		***09:40:39.970***

P16 0 S Dave CATLING — Kawasaki NINJA - JSL Builders

IDEAL LAP TIME : 2:18.703 BEST LAP TIME : 2:18.852 DIFFERENCE : 0.149

LAP	SECTOR 1	SECTOR 2	LAP TIME	MPH	DIFF	TIME OF DAY
1 -	1:27.727	1:03.560	2:31.287	51.87	12.435	09:33:40.371
2 -	1:22.274	1:02.620	2:24.894 (3)	54.16	6.042	09:36:05.265
3 -	1:21.058	***59.108***	2:20.166 (2)	55.99	1.314	09:38:25.431
4 -	***1:19.595***	59.257	***2:18.852 (1)***	***56.52***		***09:40:44.283***

P17 175 J Mason GREASLEY — Kawasaki NINJA 300 - Frame fast

IDEAL LAP TIME : 2:19.566 BEST LAP TIME : 2:19.566 DIFFERENCE : 0.000

LAP	SECTOR 1	SECTOR 2	LAP TIME	MPH	DIFF	TIME OF DAY
1 -	1:28.683	1:00.054	2:28.737	52.76	9.171	09:33:24.513
2 -	1:23.616	1:02.594	2:26.210 (3)	53.67	6.644	09:35:50.723
3 -	1:21.900	1:00.745	2:22.645 (2)	55.01	3.079	09:38:13.368
4 -	***1:21.366***	***58.200***	***2:19.566 (1)***	***56.23***		***09:40:32.934***

P18 6 J Kian BUSA — Kawasaki 400 NINJA - iActiveRC

IDEAL LAP TIME : 2:19.445 BEST LAP TIME : 2:19.845 DIFFERENCE : 0.400

LAP	SECTOR 1	SECTOR 2	LAP TIME	MPH	DIFF	TIME OF DAY
1 -	1:28.296	1:02.048	2:30.344	52.20	10.499	09:33:31.660
2 -	1:24.904	1:02.341	2:27.245 (3)	53.29	7.400	09:35:58.905
3 -	***1:21.394***	59.672	2:21.066 (2)	55.63	1.221	09:38:19.971
4 -	1:21.794	***58.051***	***2:19.845 (1)***	***56.11***		***09:40:39.816***

P19 96 J Kobe PERRY — -

IDEAL LAP TIME : 2:20.033 BEST LAP TIME : 2:20.033 DIFFERENCE : 0.000

LAP	SECTOR 1	SECTOR 2	LAP TIME	MPH	DIFF	TIME OF DAY
1 -	1:25.168	1:05.176	2:30.344 (3)	52.20	10.311	09:36:28.843
2 -	1:21.931	1:01.106	2:23.037 (2)	54.86	3.004	09:38:51.880
3 -	***1:21.643***	***58.390***	***2:20.033 (1)***	***56.04***		***09:41:11.913***

P20 93 MZ_R Hugo OLIVER — MZ 250 - Illuminate Design

IDEAL LAP TIME : 2:21.118 BEST LAP TIME : 2:21.118 DIFFERENCE : 0.000

LAP	SECTOR 1	SECTOR 2	LAP TIME	MPH	DIFF	TIME OF DAY
1 -	1:29.685	1:04.191	2:33.876 (3)	51.00	12.758	09:33:55.450
2 -	1:23.979	1:11.917	2:35.896	50.34	14.778	09:36:31.346
3 -	1:21.864	1:04.198	2:26.062 (2)	53.73	4.944	09:38:57.408
4 -	***1:21.203***	***59.915***	***2:21.118 (1)***	***55.61***		***09:41:18.526***

Weather / Track : Rain / Wet

Cadwell Park: 2.1800 miles
Date: 06/07/2024 Start: 09:30 Finish: 09:40

BMCRC - MRO Championships 2024 - Rnd 5 @ Cadwell Park

ACU Team Green Junior Cup & Senior Ninja & BMZRC 250 MZ

QUALIFYING - SECTOR ANALYSIS

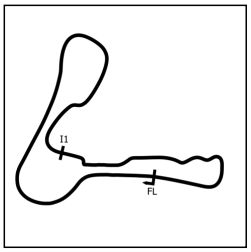

SECTOR 1 = FL to I1, SECTOR 2 = I1 to FL, DIFF = Difference To Personal Best Lap, P = Crossed Finish Line in Pit Lane, D = Time Disallowed

P21 9 MZ Gary HOWLETT MZ TS250 - HS Racing

IDEAL LAP TIME : 2:21.375 BEST LAP TIME : 2:21.375 DIFFERENCE : 0.000

LAP	SECTOR 1	SECTOR 2	LAP TIME	MPH	DIFF	TIME OF DAY
1 -	1:25.293	1:00.600	2:25.893 (3)	53.79	4.518	09:33:33.734
2 -	1:23.924	1:03.251	2:27.175	53.32	5.800	09:36:00.909
3 -	***1:20.955***	***1:00.420***	***2:21.375 (1)***	***55.51***		***09:38:22.284***
4 -	1:22.060	1:01.177	2:23.237 (2)	54.79	1.862	09:40:45.521

P22 16 J Aleisha LAYTON Kawasaki NINJA 400 -

IDEAL LAP TIME : 2:22.550 BEST LAP TIME : 2:22.853 DIFFERENCE : 0.303

LAP	SECTOR 1	SECTOR 2	LAP TIME	MPH	DIFF	TIME OF DAY
1 -	1:30.483	1:03.203	2:33.686	51.06	10.833	09:33:30.698
2 -	1:25.303	1:00.745	2:26.048 (3)	53.73	3.195	09:35:56.746
3 -	1:24.279	***1:00.317***	2:24.596 (2)	54.27	1.743	09:38:21.342
4 -	***1:22.233***	1:00.620	***2:22.853 (1)***	***54.93***		***09:40:44.195***

P23 56 MZ Russell TURNER MZ 250 - TT Racing

IDEAL LAP TIME : 2:22.682 BEST LAP TIME : 2:23.000 DIFFERENCE : 0.318

LAP	SECTOR 1	SECTOR 2	LAP TIME	MPH	DIFF	TIME OF DAY
1 -	1:28.831	1:03.189	2:32.020 (3)	51.62	9.020	09:33:50.220
2 -	1:27.762	1:10.579	2:38.341	49.56	15.341	09:36:28.561
3 -	1:24.713	***1:00.934***	2:25.647 (2)	53.88	2.647	09:38:54.208
4 -	***1:21.748***	1:01.252	***2:23.000 (1)***	***54.88***		***09:41:17.208***

P24 102 MZ_R Caleb WRIGHT MZ 250 ETZ - Clover Investments

IDEAL LAP TIME : 2:23.201 BEST LAP TIME : 2:23.237 DIFFERENCE : 0.036

LAP	SECTOR 1	SECTOR 2	LAP TIME	MPH	DIFF	TIME OF DAY
1 -	1:31.710	1:02.641	2:34.351 (3)	50.84	11.114	09:33:50.891
2 -	1:25.904	1:09.440	2:35.344	50.52	12.107	09:36:26.235
3 -	***1:23.426***	1:01.773	2:25.199 (2)	54.05	1.962	09:38:51.434
4 -	1:23.462	***59.775***	***2:23.237 (1)***	***54.79***		***09:41:14.671***

P25 37 MZ_R Harry LAMACRAFT MZ ETZ 250 - All Flower No Power

IDEAL LAP TIME : 2:23.478 BEST LAP TIME : 2:23.478 DIFFERENCE : 0.000

LAP	SECTOR 1	SECTOR 2	LAP TIME	MPH	DIFF	TIME OF DAY
1 -	1:31.186	1:02.585	2:33.771 (3)	51.03	10.293	09:33:50.410
2 -	1:26.102	1:10.562	2:36.664	50.09	13.186	09:36:27.074
3 -	1:23.281	1:02.431	2:25.712 (2)	53.86	2.234	09:38:52.786
4 -	***1:22.699***	***1:00.779***	***2:23.478 (1)***	***54.69***		***09:41:16.264***

P26 566 MZ Michael WILBY MZ ETZ 250 - Sziler UK

IDEAL LAP TIME : 2:23.758 BEST LAP TIME : 2:24.240 DIFFERENCE : 0.482

LAP	SECTOR 1	SECTOR 2	LAP TIME	MPH	DIFF	TIME OF DAY
1 -	1:30.566	1:04.762	2:35.328	50.52	11.088	09:33:41.636
2 -	***1:22.455***	1:08.432	2:30.887 (3)	52.01	6.647	09:36:12.523
3 -	1:23.978	1:04.074	2:28.052 (2)	53.00	3.812	09:38:40.575
4 -	1:22.937	***1:01.303***	***2:24.240 (1)***	***54.40***		***09:41:04.815***

P27 5 MZ Garry SAMETT MZ TS 250 - smallmouse

IDEAL LAP TIME : 2:24.507 BEST LAP TIME : 2:24.507 DIFFERENCE : 0.000

LAP	SECTOR 1	SECTOR 2	LAP TIME	MPH	DIFF	TIME OF DAY
1 -	1:29.374	1:05.397	2:34.771 (3)	50.70	10.264	09:33:50.674
2 -	1:28.419	1:11.704	2:40.123	49.01	15.616	09:36:30.797
3 -	1:27.471	1:04.283	2:31.754 (2)	51.71	7.247	09:39:02.551
4 -	***1:22.080***	***1:02.427***	***2:24.507 (1)***	***54.30***		***09:41:27.058***

Weather / Track : Rain / Wet

Cadwell Park: 2.1800 miles
Date: 06/07/2024 Start: 09:30 Finish: 09:40

BMCRC - MRO Championships 2024 - Rnd 5 @ Cadwell Park

ACU Team Green Junior Cup & Senior Ninja & BMZRC 250 MZ

QUALIFYING - SECTOR ANALYSIS

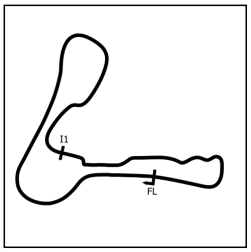

SECTOR 1 = FL to I1, SECTOR 2 = I1 to FL, DIFF = Difference To Personal Best Lap, P = Crossed Finish Line in Pit Lane, D = Time Disallowed

P28 74 MZ_R Kevin LANE — MZ ETZ - Racing Lane

IDEAL LAP TIME : 2:24.083 BEST LAP TIME : 2:24.683 DIFFERENCE : 0.600

LAP	SECTOR 1	SECTOR 2	LAP TIME	MPH	DIFF	TIME OF DAY
1 -	1:33.352	1:06.088	2:39.440	49.22	14.757	09:33:43.253
2 -	***1:24.086***	1:08.633	2:32.719 **(3)**	51.38	8.036	09:36:15.972
3 -	1:27.442	1:00.921	2:28.363 **(2)**	52.89	3.680	09:38:44.335
4 -	1:24.686	***59.997***	***2:24.683*** **(1)**	***54.24***		***09:41:09.018***

P29 41 MZ Gary WILLIAMS — MZ ETZ 250 -

IDEAL LAP TIME : 2:24.585 BEST LAP TIME : 2:25.122 DIFFERENCE : 0.537

LAP	SECTOR 1	SECTOR 2	LAP TIME	MPH	DIFF	TIME OF DAY
1 -	1:32.607	***1:03.057***	2:35.664 **(3)**	50.41	10.542	09:33:52.343
2 -	1:26.753	1:09.585	2:36.338	50.19	11.216	09:36:28.681
3 -	1:25.983	1:03.616	2:29.599 **(2)**	52.46	4.477	09:38:58.280
4 -	***1:21.528***	1:03.594	***2:25.122*** **(1)**	***54.07***		***09:41:23.402***

P30 32 MZ John ASHMEAD — Mz 250 -

IDEAL LAP TIME : 2:24.516 BEST LAP TIME : 2:28.475 DIFFERENCE : 3.959

LAP	SECTOR 1	SECTOR 2	LAP TIME	MPH	DIFF	TIME OF DAY
1 -	1:29.116	***59.359***	***2:28.475*** **(1)**	***52.85***		***09:33:45.196***
2 -	***1:25.157***	1:05.456	2:30.613 **(2)**	52.10	2.138	09:36:15.809

P31 166 MZ Graeme LEWIS — MZ 250 - Morris Racing Lubricants #MRL

IDEAL LAP TIME : 2:30.561 BEST LAP TIME : 2:32.080 DIFFERENCE : 1.519

LAP	SECTOR 1	SECTOR 2	LAP TIME	MPH	DIFF	TIME OF DAY
1 -	1:29.424	***1:02.656***	***2:32.080*** **(1)**	***51.60***		***09:33:35.353***
2 -	***1:27.905***	1:12.650	2:40.555 **(3)**	48.88	8.475	09:36:15.908
3 -	1:29.408	1:05.095	2:34.503 **(2)**	50.79	2.423	09:38:50.411

P32 33 J Patrick KLINGE — Kawasaki NINJA 400 - Klingklong Racing

IDEAL LAP TIME : 2:39.465 BEST LAP TIME : 2:43.904 DIFFERENCE : 4.439

LAP	SECTOR 1	SECTOR 2	LAP TIME	MPH	DIFF	TIME OF DAY
1 -	1:36.482	***1:07.422***	***2:43.904*** **(1)**	***47.88***		***09:33:43.523***
2 -	***1:32.043***	1:12.055	2:44.098 **(2)**	47.82	0.194	09:36:27.621

P33 26 J Brooke CHAMPION — Kawasaki 300 NINJA -

IDEAL LAP TIME : BEST LAP TIME : 3:08.361 DIFFERENCE :

LAP	SECTOR 1	SECTOR 2	LAP TIME	MPH	DIFF	TIME OF DAY
1 -			3:33.317 **(3)**	36.79	24.956	09:35:04.104
2 -			3:17.340 **(2)**	39.76	8.979	09:38:21.444
3 -			***3:08.361*** **(1)**	***41.66***		***09:41:29.805***

Weather / Track : Rain / Wet

Cadwell Park: 2.1800 miles
Date: 06/07/2024 Start: 09:30 Finish: 09:40

BMCRC - MRO Championships 2024 - Rnd 5 @ Cadwell Park

ACU Team Green Junior Cup & Senior Ninja & BMZRC 250 MZ

QUALIFYING - BEST SECTORS

SECTOR 1

POS	NO	NAME	TIME
1	1	ATKINSON	1:10.595
2	27	BROWN	1:11.693
3	81	SIMS	1:13.313
4	45	MACKENZIE	1:13.586
5	85	WALES	1:14.047
6	12	RAMSEY	1:14.167
7	97	MANN	1:14.173
8	17	BUSA	1:15.099
9	7	ROOKER	1:15.397
10	43	SWARBRICK	1:16.879
11	76	WILKINSON	1:17.019
12	134	SKAYMAN	1:17.211
13	2	WATT	1:17.902
14	13	RYAN	1:18.452
15	565	KERSHAW	1:18.600
16	0	CATLING	1:19.595
17	9	HOWLETT	1:20.955
18	93	OLIVER	1:21.203
19	175	GREASLEY	1:21.366
20	6	BUSA	1:21.394
21	41	WILLIAMS	1:21.528
22	96	PERRY	1:21.643
23	56	TURNER	1:21.748
24	5	SAMETT	1:22.080
25	16	LAYTON	1:22.233
26	566	WILBY	1:22.455
27	37	LAMACRAFT	1:22.699
28	102	WRIGHT	1:23.426
29	74	LANE	1:24.086
30	32	ASHMEAD	1:25.157
31	166	LEWIS	1:27.905
32	69	MANN	1:31.250
33	33	KLINGE	1:32.043
34			

SECTOR 2

NO	NAME	TIME
1	ATKINSON	51.388
81	SIMS	51.534
12	RAMSEY	51.996
45	MACKENZIE	52.088
27	BROWN	52.336
7	ROOKER	52.580
97	MANN	52.728
17	BUSA	52.793
85	WALES	53.350
43	SWARBRICK	54.153
134	SKAYMAN	54.978
13	RYAN	56.022
76	WILKINSON	57.108
2	WATT	57.118
565	KERSHAW	57.332
6	BUSA	58.051
175	GREASLEY	58.200
96	PERRY	58.390
0	CATLING	59.108
32	ASHMEAD	59.359
102	WRIGHT	59.775
93	OLIVER	59.915
74	LANE	59.997
16	LAYTON	1:00.317
9	HOWLETT	1:00.420
37	LAMACRAFT	1:00.779
56	TURNER	1:00.934
566	WILBY	1:01.303
5	SAMETT	1:02.427
166	LEWIS	1:02.656
41	WILLIAMS	1:03.057
33	KLINGE	1:07.422

IDEAL / BEST COMPARISON

		PERFECT LAP	2:01.983		
1	1	ATKINSON	2:01.983	2:02.250	0.267
2	27	BROWN	2:04.029	2:04.029	0.000
3	81	SIMS	2:04.847	2:04.847	0.000
4	45	MACKENZIE	2:05.674	2:05.674	0.000
5	12	RAMSEY	2:06.163	2:06.163	0.000
6	97	MANN	2:06.901	2:07.078	0.177
7	85	WALES	2:07.397	2:07.821	0.424
8	17	BUSA	2:07.892	2:07.934	0.042
9	7	ROOKER	2:07.977	2:07.977	0.000
10	43	SWARBRICK	2:11.032	2:11.032	0.000
11	134	SKAYMAN	2:12.189	2:12.189	0.000
12	76	WILKINSON	2:14.127	2:14.127	0.000
13	13	RYAN	2:14.474	2:14.474	0.000
14	2	WATT	2:15.020	2:15.020	0.000
15	565	KERSHAW	2:15.932	2:17.039	1.107
16	0	CATLING	2:18.703	2:18.852	0.149
17	6	BUSA	2:19.445	2:19.845	0.400
18	175	GREASLEY	2:19.566	2:19.566	0.000
19	96	PERRY	2:20.033	2:20.033	0.000
20	93	OLIVER	2:21.118	2:21.118	0.000
21	9	HOWLETT	2:21.375	2:21.375	0.000
22	16	LAYTON	2:22.550	2:22.853	0.303
23	56	TURNER	2:22.682	2:23.000	0.318
24	102	WRIGHT	2:23.201	2:23.237	0.036
25	37	LAMACRAFT	2:23.478	2:23.478	0.000
26	566	WILBY	2:23.758	2:24.240	0.482
27	74	LANE	2:24.083	2:24.683	0.600
28	5	SAMETT	2:24.507	2:24.507	0.000
29	32	ASHMEAD	2:24.516	2:28.475	3.959
30	41	WILLIAMS	2:24.585	2:25.122	0.537
31	166	LEWIS	2:30.561	2:32.080	1.519
32	33	KLINGE	2:39.465	2:43.904	4.439
33	26	CHAMPION		3:08.361	

Weather / Track : Rain / Wet

Cadwell Park: 2.1800 miles
Date: 06/07/2024 Start: 09:30 Finish: 09:40

Results can be found at www.tsl-timing.com

Printed - 09:42 Saturday, 06 July 2024

BMCRC - MRO Championships 2024 - Rnd 5 @ Cadwell Park

ACU Team Green Junior Cup & Senior Ninja & BMZRC 250 MZ

QUALIFYING - STATISTICS

Competitors Started	34
Planned Start	2024-07-06 @ 09:26:00.000
Actual Start	2024-07-06 @ 09:30:12.389
Finish Time	2024-07-06 @ 09:40:07.583
Track Length	2.1800mi.
Total Laps	133
Total Distance Covered	289.9424mi.

Session Fastest Lap History

NO	CL	NAME	LAP TIME	TIME OF DAY	LAP	VEHICLE
1	S	**Phil ATKINSON**	**2:07.365**	09:32:54.334	1	Kawasaki NINJA 400
1	S	**Phil ATKINSON**	**2:05.436**	09:34:59.771	2	Kawasaki NINJA 400
1	S	**Phil ATKINSON**	**2:02.967**	09:37:02.738	3	Kawasaki NINJA 400
1	S	**Phil ATKINSON**	**2:02.250**	09:39:04.988	4	Kawasaki NINJA 400

Flag History

TYPE	TIME OF DAY
GREEN	09:30:12.389
FINISH	09:40:07.583

Flag Statistics

TYPE	COUNT	TOTAL LAPS	TOTAL TIME
Green	1	5	12:15.201
Red	0	0	0.000
Safety Car	0	0	0.000
FCY	0	0	0.000

Weather / Track : Rain / Wet

Cadwell Park: 2.1800 miles
Date: 06/07/2024 Start: 09:30 Finish: 09:40

BMCRC - MRO Championships 2024 - Rnd 5 @ Cadwell Park

ACU Team Green Junior Cup & Senior Ninja & BMZRC 250 MZ

QUALIFYING - STATISTICS

CLASS : J

13 Starters

Fastest Lap History

NO	NAME	LAP TIME	TIME OF DAY	LAP	VEHICLE
81	**Ollie SIMS**	**2:13.383**	09:33:00.532	1	Kawasaki NINJA 400
81	**Ollie SIMS**	**2:10.985**	09:35:11.516	2	Kawasaki NINJA 400
81	**Ollie SIMS**	**2:09.139**	09:37:20.655	3	Kawasaki NINJA 400
81	**Ollie SIMS**	**2:06.798**	09:39:27.453	4	Kawasaki NINJA 400
81	**Ollie SIMS**	**2:04.847**	09:41:32.300	5	Kawasaki NINJA 400

Weather / Track : Rain / Wet

Cadwell Park: 2.1800 miles
Date: 06/07/2024 Start: 09:30 Finish: 09:40

BMCRC - MRO Championships 2024 - Rnd 5 @ Cadwell Park

ACU Team Green Junior Cup & Senior Ninja & BMZRC 250 MZ

QUALIFYING - STATISTICS

CLASS : S

6 Starters

Fastest Lap History

NO	NAME	LAP TIME	TIME OF DAY	LAP	VEHICLE
1	**Phil ATKINSON**	**2:07.365**	09:32:54.334	1	Kawasaki NINJA 400
1	**Phil ATKINSON**	**2:05.436**	09:34:59.771	2	Kawasaki NINJA 400
1	**Phil ATKINSON**	**2:02.967**	09:37:02.738	3	Kawasaki NINJA 400
1	**Phil ATKINSON**	**2:02.250**	09:39:04.988	4	Kawasaki NINJA 400

Weather / Track : Rain / Wet

Cadwell Park: 2.1800 miles
Date: 06/07/2024 Start: 09:30 Finish: 09:40

BMCRC - MRO Championships 2024 - Rnd 5 @ Cadwell Park

ACU Team Green Junior Cup & Senior Ninja & BMZRC 250 MZ

QUALIFYING - STATISTICS

CLASS : MZ_R

4 Starters

Fastest Lap History

NO	NAME	LAP TIME	TIME OF DAY	LAP	VEHICLE
74	**Kevin LANE**	**2:39.440**	09:33:43.293	1	MZ ETZ
37	**Harry LAMACRAFT**	**2:33.771**	09:33:50.452	1	MZ ETZ 250
74	**Kevin LANE**	**2:32.719**	09:36:15.972	2	MZ ETZ
74	**Kevin LANE**	**2:28.363**	09:38:44.375	3	MZ ETZ
102	**Caleb WRIGHT**	**2:25.199**	09:38:51.473	3	MZ 250 ETZ
74	**Kevin LANE**	**2:24.683**	09:41:09.057	4	MZ ETZ
102	**Caleb WRIGHT**	**2:23.237**	09:41:14.710	4	MZ 250 ETZ
93	**Hugo OLIVER**	**2:21.118**	09:41:18.563	4	MZ 250

Weather / Track : Rain / Wet

Cadwell Park: 2.1800 miles
Date: 06/07/2024 Start: 09:30 Finish: 09:40

BMCRC - MRO Championships 2024 - Rnd 5 @ Cadwell Park

ACU Team Green Junior Cup & Senior Ninja & BMZRC 250 MZ

QUALIFYING - STATISTICS

CLASS : MZ

11 Starters

Fastest Lap History

NO	NAME	LAP TIME	TIME OF DAY	LAP	VEHICLE
9	**Gary HOWLETT**	**2:25.893**	09:33:33.771	1	MZ TS250
85	**Andrew WALES**	**2:16.807**	09:33:43.606	1	MZ ETZ 250
85	**Andrew WALES**	**2:12.214**	09:35:55.866	2	MZ ETZ 250
85	**Andrew WALES**	**2:08.657**	09:38:04.522	3	MZ ETZ 250
85	**Andrew WALES**	**2:07.821**	09:40:12.343	4	MZ ETZ 250

Weather / Track : Rain / Wet

Cadwell Park: 2.1800 miles
Date: 06/07/2024 Start: 09:30 Finish: 09:40

TEAM GREEN JUNIOR CUP | Kawasaki SENIOR NINJA SERIES | Kawasaki JUNIOR SUPERSPORT | modality BMZRC 250 MZS

BMCRC - MRO Championships 2024 - Rnd 5 @ Cadwell Park

ACU Team Green Junior Cup & Senior Ninja & BMZRC 250 MZ

RACE 3 - GRID (12 Laps)

ROW 13	37	32	John ASHMEAD (2:28.475)	38	166	Graeme LEWIS (2:32.080)	39	69 Alexander MANN
ROW 12	34	5	Garry SAMETT (2:24.507)	35	74	Kevin LANE (2:24.683)	36	41 Gary WILLIAMS (2:25.122)
ROW 11	31	102	Caleb WRIGHT (2:23.237)	32	37	Harry LAMACRAFT (2:23.478)	33	566 Michael WILBY (2:24.240)
ROW 10	28	93	Hugo OLIVER (2:21.118)	29	9	Gary HOWLETT (2:21.375)	30	56 Russell TURNER (2:23.000)
ROW 9	25	85	Andrew WALES (2:07.821)	26	13	Gordon RYAN (2:14.474)	27	565 Louis KERSHAW (2:17.039)
ROW 8	22			23			24	
ROW 7	19	26	Brooke CHAMPION (3:08.361)	20	4	Nigel FRANKLIN	21	66 Mark SMITH
ROW 6	16	96	Kobe PERRY (2:20.033)	17	16	Aleisha LAYTON (2:22.853)	18	33 Patrick KLINGE (2:43.904)
ROW 5	13	0	Dave CATLING (2:18.852)	14	175	Mason GREASLEY (2:19.566)	15	6 Kian BUSA (2:19.845)
ROW 4	10	134	Toby SKAYMAN (2:12.189)	11	76	Luca WILKINSON (2:14.127)	12	2 Kade WATT (2:15.020)
ROW 3	7	17	Daryn BUSA (2:07.934)	8	7	Travis ROOKER (2:07.977)	9	43 Mark SWARBRICK (2:11.032)
ROW 2	4	45	Marley MACKENZIE (2:05.674)	5	12	Kees RAMSEY (2:06.163)	6	97 Alex MANN (2:07.078)
ROW 1	1	1	Phil ATKINSON (2:02.250)	2	27	Ben BROWN (2:04.029)	3	81 Ollie SIMS (2:04.847)

Pole

These results are provisional until the conclusion of any judicial and technical matters.

Cadwell Park: 2.1800 miles

Clerk Of Course:	Stewards:	Timekeeper: Craig Smith	

Results can be found at www.tsl-timing.com

Printed - 09:44 Saturday, 06 July 2024

TEAM GREEN JUNIOR CUP | Kawasaki SENIOR NINJA SERIES | Kawasaki JUNIOR SUPERSPORT | modality BMZRC 250 MZS

BMCRC - MRO Championships 2024 - Rnd 5 @ Cadwell Park

ACU Team Green Junior Cup & Senior Ninja & BMZRC 250 MZ

RACE 3 - CLASSIFICATION

Race Distance: 10 Laps / 21.80 miles

POS	NO	CL	PIC	NAME	ENTRY	LAPS	TIME	GAP	DIFF	MPH	BEST	ON	GRD	↑↓
1	1	S	1	Phil ATKINSON	Kawasaki NINJA 400 - ROSE MOT/Q Oil Treatments	10	18:42.341			69.92	1:50.902	4	1	0
2	27	S	2	Ben BROWN	Kawasaki NINJA 400 - Hunts Motorcycles	10	18:44.818	2.477	2.477	69.77	1:49.306	8	2	0
3	76	J	1	Luca WILKINSON	Kawasaki NINJA400 - RD Racing	10	18:45.205	2.864	0.387	69.74	1:49.874	8	11	8
4	81	J	2	Ollie SIMS	Kawasaki NINJA 400 - Motorbodies Weston ltd	10	18:45.341	3.000	0.136	69.73	1:50.708	4	3	-1
5	2	J	3	Kade WATT	Kawasaki NINJA 400 - 3D Racing	10	18:53.571	11.230	8.230	69.23	1:50.497	8	12	7
6	45	J	4	Marley MACKENZIE	Kawasaki NINJA - Kirkcaldy Kawasaki, ELPM	10	18:54.620	12.279	1.049	69.16	1:49.633	8	4	-2
7	17	S	3	Daryn BUSA	Kawasaki NINJA 400 - iActiveRC	10	19:13.946	31.605	19.326	68.01	1:53.666	4	7	0
8	7	J	5	Travis ROOKER	Kawasaki NINJA 400 - Swedish car connection	10	19:17.465	35.124	3.519	67.80	1:52.375	10	8	0
9	97	S	4	Alex MANN	Kawasaki Ninja - Michael Jones Jeweller, Esprit Group, Ea	10	19:20.422	38.081	2.957	67.63	1:52.605	10	6	-3
10	134	J	6	Toby SKAYMAN	Kawasaki EX300 - D & A Home Solutions	10	19:21.789	39.448	1.367	67.55	1:52.354	8	10	0
11	175	J	7	Mason GREASLEY	Kawasaki NINJA 300 - Frame fast	10	19:50.168	1:07.827	28.379	65.94	1:57.126	8	14	3
12	0	S	5	Dave CATLING	Kawasaki NINJA - JSL Builders	10	20:06.657	1:24.316	16.489	65.03	1:57.467	10	13	1
13	96	J	8	Kobe PERRY	-	10	20:14.486	1:32.145	7.829	64.62	1:58.877	10	16	3
14	6	J	9	Kian BUSA	Kawasaki 400 NINJA - iActiveRC	10	20:15.074	1:32.733	0.588	64.58	1:57.725	2	15	1
15	69	MZ	1	Alexander MANN	Mz TS 250 - HS RACING	10	20:25.867	1:43.526	10.793	64.02	1:54.498	9	36	21
16	85	MZ	2	Andrew WALES	MZ ETZ 250 - Show Control International	10	20:25.953	1:43.612	0.086	64.01	1:55.902	10	22	6
17	565	MZ	3	Louis KERSHAW	MZ 250 - Team Lucky Streetsy/Walkers Campers	10	20:33.774	1:51.433	7.821	63.61	1:56.712	8	24	7
18	37	MZ_R	1	Harry LAMACRAFT	MZ ETZ 250 - All Flower No Power	9	18:50.552	1 Lap	1 Lap	62.47	1:57.389	4	29	11
19	33	J	10	Patrick KLINGE	Kawasaki NINJA 400 - Klingklong Racing	9	18:52.992	1 Lap	2.440	62.34	2:03.620	3	18	-1
20	4	S	6	Nigel FRANKLIN	Kawasaki NINJA - Nigel Franklin	9	18:57.788	1 Lap	4.796	62.07	2:03.548	9	20	0
21	43	S	7	Mark SWARBRICK	Kawasaki NINJA 400 -	9	18:58.879	1 Lap	1.091	62.01	1:58.326	2	9	-12
22	9	MZ	4	Gary HOWLETT	MZ TS250 - HS Racing	9	19:27.998	1 Lap	29.119	60.47	2:03.775	7	26	4
23	93	MZ_R	2	Hugo OLIVER	MZ 250 - Illuminate Design	9	19:31.741	1 Lap	3.743	60.28	2:02.432	6	25	2
24	566	MZ	5	Michael WILBY	MZ ETZ 250 - Sziler UK	9	19:31.943	1 Lap	0.202	60.26	2:02.396	6	30	6
25	41	MZ	6	Gary WILLIAMS	MZ ETZ 250 -	9	19:32.068	1 Lap	0.125	60.26	2:02.261	8	33	8
26	102	MZ_R	3	Caleb WRIGHT	MZ 250 ETZ - Clover Investments	9	20:17.307	1 Lap	45.239	58.02	2:07.575	7	28	2
27	32	MZ	7	John ASHMEAD	Mz 250 -	8	18:44.014	2 Laps	1 Lap	55.85	2:13.384	6	34	7
28	26	J	11	Brooke CHAMPION	Kawasaki 300 NINJA -	8	18:56.929	2 Laps	12.915	55.22	2:19.564	7	19	-9

NOT CLASSIFIED

DNF	12	J		Kees RAMSEY	Kawasaki NINJA 400 -	9	17:19.208	1 Lap	0.000	67.96	1:54.095	7	5	
DNF	74	MZ_R		Kevin LANE	MZ ETZ - Racing Lane	8	18:14.687	2 Laps	1 Lap	57.35	2:09.335	7	32	
DNF	56	MZ		Russell TURNER	MZ 250 - TT Racing	6	13:37.487	4 Laps	2 Laps	57.60	2:06.694	2	27	
DNF	166	MZ		Graeme LEWIS	MZ 250 - Morris Racing Lubricants #MRL	4	9:48.594	6 Laps	2 Laps	53.33	2:13.782	4	35	
DNF	5	MZ		Garry SAMETT	MZ TS 250 - smallmouse	1	2:53.829	9 Laps	3 Laps	45.14			31	
DNF	16	J		Aleisha LAYTON	Kawasaki NINJA 400 -	0							17	
DNF	13	MZ		Gordon RYAN	MZ 250 - Prism Work Psychology	0							23	

FASTEST LAP

27	S	Ben BROWN	Kawasaki NINJA 400 - Hunts Motorcycles	8	1:49.306	71.79 mph	115.54 kph
45	J	Marley MACKENZIE	Kawasaki NINJA - Kirkcaldy Kawasaki, ELPM	8	1:49.633	71.58 mph	115.20 kph
69	MZ	Alexander MANN	Mz TS 250 - HS RACING	9	1:54.498	68.54 mph	110.30 kph
37	MZ_R	Harry LAMACRAFT	MZ ETZ 250 - All Flower No Power	4	1:57.389	66.85 mph	107.59 kph

Comments:
Class S - 92.5% of Race Speed = 64.67 mph
Class J - 92.5% of Race Speed = 64.50 mph
Class MZ - 92.5% of Race Speed = 59.21 mph
Class MZ_R - 92.5% of Race Speed = 57.78 mph

Weather / Track : Cloudy / Drying
These results are provisional until the conclusion of any judicial and technical matters.

Date: 06/07/2024 Start: 12:54 Finish: 13:13
Cadwell Park: 2.1800 miles

Clerk Of Course:	Stewards:	Timekeeper: Craig Smith	

Results can be found at www.tsl-timing.com

Printed - 13:25 Saturday, 06 July 2024

BMCRC - MRO Championships 2024 - Rnd 5 @ Cadwell Park

ACU Team Green Junior Cup & Senior Ninja & BMZRC 250 MZ

RACE 3 - LAP CHART

LAP 1 @ 12:56:45.715

NO	BEHIND	LAP TIME
1		1:58.193
81	1.966	2:00.159
27	2.260	2:00.453
45	2.408	2:00.601
12	2.835	2:01.028
76	4.118	2:02.311
17	4.455	2:02.648
134	4.749	2:02.942
2	4.972	2:03.165
7	5.894	2:04.087
43	7.041	2:05.234
6	7.555	2:05.748
97	8.390	2:06.583
175	9.197	2:07.390
0	11.127	2:09.320
96	11.925	2:10.118
33	17.221	2:15.414
4	19.400	2:17.593
26	31.679	2:29.872
85	47.036	2:45.229
565	48.920	2:47.113
69	49.669	2:47.862
37	50.815	2:49.008
9	53.357	2:51.550
93	55.460	2:53.653
5	55.636	2:53.829
566	55.871	2:54.064
56	56.904	2:55.097
166	59.223	2:57.416
102	59.815	2:58.008
41	1:00.103	2:58.296
74	1:00.703	2:58.896
32	1:02.638	3:00.831

LAP 2 @ 12:58:38.523

NO	BEHIND	LAP TIME
1		1:52.808
81	1.301	1:52.143
45	1.845	1:52.245
27	2.920	1:53.468
12	4.171	1:54.144
76	4.587	1:53.277
2	5.066	1:52.902
17	6.305	1:54.658
134	9.924	1:57.983
7	10.859	1:57.773
6	12.472	1:57.725
43	12.559	1:58.326
97	13.076	1:57.494
175	13.751	1:57.362
0	20.146	2:01.827
96	20.651	2:01.534
33	29.051	2:04.638
4	33.994	2:07.402
69	57.470	2:00.609
85	57.562	2:03.334
565	57.782	2:01.670
37	59.667	2:01.660
26	1:00.544	2:21.673
9	1:05.229	2:04.680
566	1:10.195	2:07.132
93	1:10.286	2:07.634
56	1:10.790	2:06.694
41	1:13.652	2:06.357
102	1:17.230	2:10.223
74	1:17.592	2:09.697
32	1:25.117	2:15.287
166	1:28.008	2:21.593

LAP 3 @ 13:00:29.719

NO	BEHIND	LAP TIME
1		1:51.196
81	1.211	1:51.106
45	2.414	1:51.765
27	4.040	1:52.316
76	5.212	1:51.821
2	6.310	1:52.440
12	7.758	1:54.783
17	9.812	1:54.703
134	16.236	1:57.508
7	16.912	1:57.249
97	17.710	1:55.830
43	19.832	1:58.469
6	20.103	1:58.827
175	20.392	1:57.837
0	30.735	2:01.785
96	31.463	2:02.008
33	41.475	2:03.620
4	48.758	2:05.960
85	1:04.395	1:58.029
69	1:04.486	1:58.212
565	1:06.186	1:59.600
37	1:07.106	1:58.635
9	1:18.422	2:04.389
93	1:25.589	2:06.499
566	1:25.922	2:06.923
56	1:27.823	2:08.229
41	1:28.010	2:05.554
26	1:30.729	2:21.381
74	1:37.470	2:11.074
102	1:39.555	2:13.521
32	1:48.533	2:14.612

LAP 4 @ 13:02:20.621

NO	BEHIND	LAP TIME
1		1:50.902
81	1.017	1:50.708
166	1 Lap	2:15.803
45	3.127	1:51.615
27	5.280	1:52.142
76	5.482	1:51.172
2	7.387	1:51.979
12	11.496	1:54.640
17	12.576	1:53.666
7	22.729	1:56.719
134	22.765	1:57.431
97	23.104	1:56.296
175	27.525	1:58.035
6	28.981	1:59.780
43	39.924	2:10.994
0	40.335	2:00.502
96	41.022	2:00.461
33	54.598	2:04.025
4	1:03.802	2:05.946
85	1:11.909	1:58.416
69	1:12.511	1:58.927
37	1:13.593	1:57.389
565	1:15.103	1:59.819

LAP 5 @ 13:04:11.801

NO	BEHIND	LAP TIME
1		1:51.180
81	1.915	1:52.078
45	4.801	1:52.854
76	5.886	1:51.584
74	1 Lap	2:10.785
27	6.795	1:52.695
2	9.918	1:53.711
26	1 Lap	2:21.500
102	1 Lap	2:13.226
12	14.972	1:54.656
17	15.874	1:54.478
32	1 Lap	2:13.963
166	1 Lap	2:13.782
7	26.256	1:54.707
134	26.929	1:55.344
97	27.135	1:55.211
175	34.583	1:58.238
6	36.667	1:58.866
0	48.917	1:59.762
96	49.518	1:59.676
43	58.144	2:09.400
33	1:09.142	2:05.724
4	1:17.257	2:04.635
69	1:17.677	1:56.346
85	1:17.720	1:56.991
37	1:20.978	1:58.565
565	1:21.958	1:58.035
9	1:46.172	2:05.619

LAP 6 @ 13:06:04.176

NO	BEHIND	LAP TIME
1		1:52.375
93	1 Lap	2:05.397
81	2.409	1:52.869
566	1 Lap	2:05.528
41	1 Lap	2:05.848
45	4.541	1:52.115
76	5.288	1:51.777
27	5.492	1:51.072
2	9.566	1:52.023
56	1 Lap	2:08.998
12	17.925	1:55.328
17	18.632	1:55.133
74	1 Lap	2:11.160
7	27.797	1:53.916
134	28.577	1:54.023
97	28.792	1:54.032
102	1 Lap	2:10.572
26	1 Lap	2:21.600
175	41.631	1:59.423
32	1 Lap	2:13.684
6	46.585	2:02.293
0	56.169	1:59.627
96	56.921	1:59.778
43	1:14.768	2:08.999
33	1:21.726	2:04.959
69	1:22.017	1:56.715
85	1:22.254	1:56.909
565	1:27.121	1:57.538
4	1:29.306	2:04.424
37	1:29.378	2:00.775

LAP 7 @ 13:07:55.297

NO	BEHIND	LAP TIME
1		1:51.121
81	3.013	1:51.725
27	5.183	1:50.812
45	5.837	1:52.417
76	6.062	1:51.895
9	1 Lap	2:04.826
2	10.772	1:52.327
93	1 Lap	2:02.432
566	1 Lap	2:02.396
41	1 Lap	2:03.462
12	20.899	1:54.095
17	21.737	1:54.226
56	1 Lap	2:10.331
7	30.089	1:53.413
134	30.800	1:53.344
97	31.031	1:53.360
74	1 Lap	2:11.484
102	1 Lap	2:08.356
175	48.956	1:58.446
6	59.470	2:04.006
0	1:03.606	1:58.558
32	1 Lap	2:13.384
96	1:06.963	2:01.163
26	1 Lap	2:20.988
85	1:29.069	1:57.936
69	1:31.282	2:00.386
43	1:31.779	2:08.132
565	1:33.498	1:57.498
33	1:34.915	2:04.310
37	1:37.863	1:59.606
4	1:42.275	2:04.090

LAP 8 @ 13:09:46.519

NO	BEHIND	LAP TIME
1		1:51.222
27	3.267	1:49.306
81	3.320	1:51.529
45	4.248	1:49.633
76	4.714	1:49.874
2	10.047	1:50.497
9	1 Lap	2:03.775
12	25.137	1:55.460
17	26.025	1:55.510
93	1 Lap	2:03.749
566	1 Lap	2:03.953
41	1 Lap	2:02.616
7	31.570	1:52.703
134	31.932	1:52.354
97	32.842	1:53.033
175	54.860	1:57.126
102	1 Lap	2:07.575
74	1 Lap	2:09.335
0	1:12.686	2:00.302
6	1:12.815	2:04.567
96	1:16.773	2:01.032
32	1 Lap	2:13.860
85	1:34.677	1:56.830
69	1:36.803	1:56.743
26	1 Lap	2:19.564
565	1:38.988	1:56.712
33	1:48.237	2:04.544
37	1:49.175	2:02.534
43	1:49.927	2:09.370

LAP 9 @ 13:11:37.929

NO	BEHIND	LAP TIME
1		1:51.410
27	2.382	1:50.525
81	3.236	1:51.326
4	1 Lap	2:04.190
76	4.030	1:50.726
45	5.985	1:53.147
2	9.749	1:51.112
12	28.801	1:55.074
17	29.475	1:54.860
9	1 Lap	2:04.779
7	34.683	1:54.523
97	37.410	1:55.978
93	1 Lap	2:02.921
134	38.026	1:57.504
41	1 Lap	2:02.261
566	1 Lap	2:03.708
175	1:00.977	1:57.527
0	1:18.783	1:57.507
102	1 Lap	2:07.850
6	1:23.592	2:02.187
74	1 Lap	2:12.256
96	1:25.202	1:59.839
85	1:39.644	1:56.377
69	1:39.891	1:54.498
565	1:46.257	1:58.679

LAP 10 @ 13:13:29.863

NO	BEHIND	LAP TIME
1		1:51.934
32	2 Laps	2:18.393
27	2.477	1:52.029
76	2.864	1:50.768
81	3.000	1:51.698
37	1 Lap	2:02.380
33	1 Lap	2:05.758
2	11.230	1:53.415
45	12.279	1:58.228
26	2 Laps	2:20.351
4	1 Lap	2:03.548
43	1 Lap	2:09.955
17	31.605	1:54.064
7	35.124	1:52.375
97	38.081	1:52.605
134	39.448	1:53.356
9	1 Lap	2:04.167
93	1 Lap	2:03.707
566	1 Lap	2:02.603
41	1 Lap	2:03.277
175	1:07.827	1:58.784
0	1:24.316	1:57.467
96	1:32.145	1:58.877
6	1:32.733	2:01.075
102	1 Lap	2:07.976
69	1:43.526	1:55.569
85	1:43.612	1:55.902
565	1:51.433	1:57.110

Weather / Track : Cloudy / Drying

Cadwell Park: 2.1800 miles
Date: 06/07/2024 Start: 12:54 Finish: 13:13

Results can be found at www.tsl-timing.com

Printed - 13:16 Saturday, 06 July 2024

BMCRC - MRO Championships 2024 - Rnd 5 @ Cadwell Park

ACU Team Green Junior Cup & Senior Ninja & BMZRC 250 MZ

RACE 3 - POSITION CHART

No	Name	Lap / Pos	1	2	3	4	5	6	7	8	9	10
1	ATKINSON	1	1	1	1	1	1	1	1	1	1	1
27	BROWN	2	81	81	81	81	81	81	81	27	27	27
81	SIMS	3	27	45	45	45	45	45	27	81	81	76
45	MACKENZIE	4	45	27	27	27	76	76	45	45	76	81
12	RAMSEY	5	12	12	76	76	27	27	76	76	45	2
97	MANN	6	76	76	2	2	2	2	2	2	2	45
17	BUSA	7	17	2	12	12	12	12	12	12	12	17
7	ROOKER	8	134	17	17	17	17	17	17	17	17	7
43	SWARBRICK	9	2	134	134	7	7	7	7	7	7	97
134	SKAYMAN	10	7	7	7	134	134	134	134	134	97	134
76	WILKINSON	11	43	6	97	97	97	97	97	97	134	175
2	WATT	12	6	43	43	175	175	175	175	175	175	0
0	CATLING	13	97	97	6	6	6	6	6	0	0	96
175	GREASLEY	14	175	175	175	43	0	0	0	6	6	6
6	BUSA	15	0	0	0	0	96	96	96	96	96	69
96	PERRY	16	96	96	96	96	43	43	85	85	85	85
16	LAYTON	17	33	33	33	33	33	33	69	69	69	565
33	KLINGE	18	4	4	4	4	4	69	43	565	565	
26	CHAMPION	19	26	69	85	85	69	85	565	33	37	
4	FRANKLIN	20	85	85	69	69	85	565	33	37	33	
85	WALES	21	565	565	565	37	37	4	37	43	4	
13	RYAN	22	69	37	37	565	565	37	4	4	43	
565	KERSHAW	23	37	26	9	9	9	9	9	9	9	
93	OLIVER	24	9	9	93	93	93	93	93	93	93	
9	HOWLETT	25	93	566	566	566	566	566	566	41	566	
56	TURNER	26	5	93	56	41	41	41	41	566	41	
102	WRIGHT	27	566	56	41	56	56	56	102	102	102	
37	LAMACRAFT	28	56	41	26	74	74	74	74	74		
566	WILBY	29	166	102	74	26	102	102	32	32		
5	SAMETT	30	102	74	102	102	26	32	26	26		
74	LANE	31	41	32	32	32	32	26				
41	WILLIAMS	32	74	166	166	166						
32	ASHMEAD	33	32									
166	LEWIS	34										
69	MANN	35										

Weather / Track : Cloudy / Drying

Cadwell Park: 2.1800 miles
Date: 06/07/2024 Start: 12:54 Finish: 13:13

Results can be found at www.tsl-timing.com

Printed - 13:16 Saturday, 06 July 2024

BMCRC - MRO Championships 2024 - Rnd 5 @ Cadwell Park

ACU Team Green Junior Cup & Senior Ninja & BMZRC 250 MZ

RACE 3 - SECTOR ANALYSIS

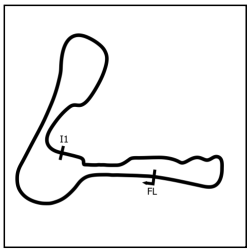

SECTOR 1 = FL to I1, SECTOR 2 = I1 to FL, DIFF = Difference To Personal Best Lap, P = Crossed Finish Line in Pit Lane, D = Time Disallowed

P1 1 S Phil ATKINSON Kawasaki NINJA 400 - ROSE MOT/Q Oil Treatments

IDEAL LAP TIME : 1:50.842 BEST LAP TIME : 1:50.902 DIFFERENCE : 0.060

LAP	SECTOR 1	SECTOR 2	LAP TIME	MPH	DIFF	TIME OF DAY
1 -		46.654	1:58.193	66.39	7.291	12:56:45.715
2 -	1:06.419	46.389	1:52.808	69.57	1.906	12:58:38.523
3 -	1:05.365	45.831	1:51.196	70.57	0.294	13:00:29.719
4 -	***1:05.052***	45.850	***1:50.902*** **(1)**	***70.76***		***13:02:20.621***
5 -	1:05.390	***45.790***	1:51.180 **(3)**	70.58	0.278	13:04:11.801
6 -	1:05.672	46.703	1:52.375	69.83	1.473	13:06:04.176
7 -	1:05.309	45.812	1:51.121 **(2)**	70.62	0.219	13:07:55.297
8 -	1:05.345	45.877	1:51.222	70.56	0.320	13:09:46.519
9 -	1:05.446	45.964	1:51.410	70.44	0.508	13:11:37.929
10 -	1:05.762	46.172	1:51.934	70.11	1.032	13:13:29.863

P2 27 S Ben BROWN Kawasaki NINJA 400 - Hunts Motorcycles

IDEAL LAP TIME : 1:49.306 BEST LAP TIME : 1:49.306 DIFFERENCE : 0.000

LAP	SECTOR 1	SECTOR 2	LAP TIME	MPH	DIFF	TIME OF DAY
1 -		47.850	2:00.453	65.15	11.147	12:56:47.975
2 -	1:06.721	46.747	1:53.468	69.16	4.162	12:58:41.443
3 -	1:05.686	46.630	1:52.316	69.87	3.010	13:00:33.759
4 -	1:05.890	46.252	1:52.142	69.98	2.836	13:02:25.901
5 -	1:05.500	47.195	1:52.695	69.63	3.389	13:04:18.596
6 -	1:04.825	46.247	1:51.072	70.65	1.766	13:06:09.668
7 -	1:04.849	45.963	1:50.812 **(3)**	70.82	1.506	13:08:00.480
8 -	***1:03.978***	***45.328***	***1:49.306*** **(1)**	***71.79***		***13:09:49.786***
9 -	1:04.406	46.119	1:50.525 **(2)**	71.00	1.219	13:11:40.311
10 -	1:05.964	46.065	1:52.029	70.05	2.723	13:13:32.340

P3 76 J Luca WILKINSON Kawasaki NINJA400 - RD Racing

IDEAL LAP TIME : 1:49.697 BEST LAP TIME : 1:49.874 DIFFERENCE : 0.177

LAP	SECTOR 1	SECTOR 2	LAP TIME	MPH	DIFF	TIME OF DAY
1 -		48.136	2:02.311	64.16	12.437	12:56:49.833
2 -	1:06.274	47.003	1:53.277	69.28	3.403	12:58:43.110
3 -	1:05.471	46.350	1:51.821	70.18	1.947	13:00:34.931
4 -	1:05.267	45.905	1:51.172	70.59	1.298	13:02:26.103
5 -	1:04.960	46.624	1:51.584	70.33	1.710	13:04:17.687
6 -	1:05.035	46.742	1:51.777	70.21	1.903	13:06:09.464
7 -	1:05.347	46.548	1:51.895	70.13	2.021	13:08:01.359
8 -	1:04.808	***45.066***	***1:49.874*** **(1)**	***71.42***		***13:09:51.233***
9 -	1:04.973	45.753	1:50.726 **(2)**	70.87	0.852	13:11:41.959
10 -	***1:04.631***	46.137	1:50.768 **(3)**	70.85	0.894	13:13:32.727

P4 81 J Ollie SIMS Kawasaki NINJA 400 - Motorbodies Weston ltd

IDEAL LAP TIME : 1:50.565 BEST LAP TIME : 1:50.708 DIFFERENCE : 0.143

LAP	SECTOR 1	SECTOR 2	LAP TIME	MPH	DIFF	TIME OF DAY
1 -		47.518	2:00.159	65.31	9.451	12:56:47.681
2 -	1:06.269	45.874	1:52.143	69.98	1.435	12:58:39.824
3 -	1:05.443	45.663	1:51.106 **(2)**	70.63	0.398	13:00:30.930
4 -	1:05.239	***45.469***	***1:50.708*** **(1)**	***70.88***		***13:02:21.638***
5 -	1:05.250	46.828	1:52.078	70.02	1.370	13:04:13.716
6 -	1:06.859	46.010	1:52.869	69.53	2.161	13:06:06.585
7 -	1:05.958	45.767	1:51.725	70.24	1.017	13:07:58.310
8 -	1:05.942	45.587	1:51.529	70.36	0.821	13:09:49.839
9 -	***1:05.096***	46.230	1:51.326 **(3)**	70.49	0.618	13:11:41.165
10 -	1:05.722	45.976	1:51.698	70.26	0.990	13:13:32.863

Weather / Track : Cloudy / Drying

Cadwell Park: 2.1800 miles
Date: 06/07/2024 Start: 12:54 Finish: 13:13

BMCRC - MRO Championships 2024 - Rnd 5 @ Cadwell Park

ACU Team Green Junior Cup & Senior Ninja & BMZRC 250 MZ

RACE 3 - SECTOR ANALYSIS

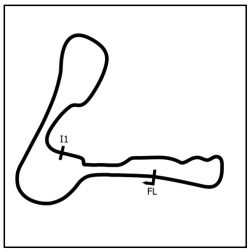

SECTOR 1 = FL to I1, SECTOR 2 = I1 to FL, DIFF = Difference To Personal Best Lap, P = Crossed Finish Line in Pit Lane, D = Time Disallowed

P5 2 J Kade WATT Kawasaki NINJA 400 - 3D Racing

IDEAL LAP TIME : 1:50.497 BEST LAP TIME : 1:50.497 DIFFERENCE : 0.000

LAP	SECTOR 1	SECTOR 2	LAP TIME	MPH	DIFF	TIME OF DAY
1 -		48.642	2:03.165	63.71	12.668	12:56:50.687
2 -	1:06.195	46.707	1:52.902	69.51	2.405	12:58:43.589
3 -	1:05.788	46.652	1:52.440	69.79	1.943	13:00:36.029
4 -	1:05.739	46.240	1:51.979 **(3)**	70.08	1.482	13:02:28.008
5 -	1:06.460	47.251	1:53.711	69.01	3.214	13:04:21.719
6 -	1:05.820	46.203	1:52.023	70.05	1.526	13:06:13.742
7 -	1:06.002	46.325	1:52.327	69.86	1.830	13:08:06.069
8 -	***1:05.035***	***45.462***	***1:50.497*** **(1)**	***71.02***		***13:09:56.566***
9 -	1:05.064	46.048	1:51.112 **(2)**	70.63	0.615	13:11:47.678
10 -	1:06.034	47.381	1:53.415	69.19	2.918	13:13:41.093

P6 45 J Marley MACKENZIE Kawasaki NINJA - Kirkcaldy Kawasaki, ELPM

IDEAL LAP TIME : 1:49.633 BEST LAP TIME : 1:49.633 DIFFERENCE : 0.000

LAP	SECTOR 1	SECTOR 2	LAP TIME	MPH	DIFF	TIME OF DAY
1 -		47.742	2:00.601	65.07	10.968	12:56:48.123
2 -	1:06.054	46.191	1:52.245	69.91	2.612	12:58:40.368
3 -	1:05.634	46.131	1:51.765 **(3)**	70.21	2.132	13:00:32.133
4 -	1:05.967	45.648	1:51.615 **(2)**	70.31	1.982	13:02:23.748
5 -	1:05.670	47.184	1:52.854	69.54	3.221	13:04:16.602
6 -	1:05.696	46.419	1:52.115	70.00	2.482	13:06:08.717
7 -	1:05.678	46.739	1:52.417	69.81	2.784	13:08:01.134
8 -	***1:04.612***	***45.021***	***1:49.633*** **(1)**	***71.58***		***13:09:50.767***
9 -	1:05.668	47.479	1:53.147	69.36	3.514	13:11:43.914
10 -	1:10.594	47.634	1:58.228	66.38	8.595	13:13:42.142

P7 17 S Daryn BUSA Kawasaki NINJA 400 - iActiveRC

IDEAL LAP TIME : 1:52.617 BEST LAP TIME : 1:53.666 DIFFERENCE : 1.049

LAP	SECTOR 1	SECTOR 2	LAP TIME	MPH	DIFF	TIME OF DAY
1 -		48.771	2:02.648	63.98	8.982	12:56:50.170
2 -	1:07.101	47.557	1:54.658	68.44	0.992	12:58:44.828
3 -	1:07.117	47.586	1:54.703	68.42	1.037	13:00:39.531
4 -	1:07.114	***46.552***	***1:53.666*** **(1)**	***69.04***		***13:02:33.197***
5 -	1:07.305	47.173	1:54.478	68.55	0.812	13:04:27.675
6 -	1:07.566	47.567	1:55.133	68.16	1.467	13:06:22.808
7 -	1:07.470	46.756	1:54.226 **(3)**	68.70	0.560	13:08:17.034
8 -	1:06.589	48.921	1:55.510	67.94	1.844	13:10:12.544
9 -	1:06.501	48.359	1:54.860	68.32	1.194	13:12:07.404
10 -	***1:06.065***	47.999	1:54.064 **(2)**	68.80	0.398	13:14:01.468

P8 7 J Travis ROOKER Kawasaki NINJA 400 - Swedish car connection

IDEAL LAP TIME : 1:52.375 BEST LAP TIME : 1:52.375 DIFFERENCE : 0.000

LAP	SECTOR 1	SECTOR 2	LAP TIME	MPH	DIFF	TIME OF DAY
1 -		48.969	2:04.087	63.24	11.712	12:56:51.609
2 -	1:08.714	49.059	1:57.773	66.63	5.398	12:58:49.382
3 -	1:08.889	48.360	1:57.249	66.93	4.874	13:00:46.631
4 -	1:08.349	48.370	1:56.719	67.23	4.344	13:02:43.350
5 -	1:07.564	47.143	1:54.707	68.41	2.332	13:04:38.057
6 -	1:06.989	46.927	1:53.916	68.89	1.541	13:06:31.973
7 -	1:06.875	46.538	1:53.413 **(3)**	69.19	1.038	13:08:25.386
8 -	1:06.201	46.502	1:52.703 **(2)**	69.63	0.328	13:10:18.089
9 -	1:06.933	47.590	1:54.523	68.52	2.148	13:12:12.612
10 -	***1:06.060***	***46.315***	***1:52.375*** **(1)**	***69.83***		***13:14:04.987***

Weather / Track : Cloudy / Drying

Cadwell Park: 2.1800 miles
Date: 06/07/2024 Start: 12:54 Finish: 13:13

BMCRC - MRO Championships 2024 - Rnd 5 @ Cadwell Park

ACU Team Green Junior Cup & Senior Ninja & BMZRC 250 MZ

RACE 3 - SECTOR ANALYSIS

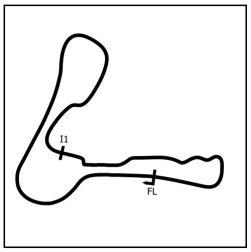

SECTOR 1 = FL to I1, SECTOR 2 = I1 to FL, DIFF = Difference To Personal Best Lap, P = Crossed Finish Line in Pit Lane, D = Time Disallowed

P9 97 S Alex MANN — Kawasaki Ninja - Michael Jones Jeweller, Esprit Group, Eastgate

IDEAL LAP TIME : 1:51.809 BEST LAP TIME : 1:52.605 DIFFERENCE : 0.796

LAP	SECTOR 1	SECTOR 2	LAP TIME	MPH	DIFF	TIME OF DAY
1 -		49.324	2:06.583	61.99	13.978	12:56:54.105
2 -	1:08.236	49.258	1:57.494	66.79	4.889	12:58:51.599
3 -	1:07.644	48.186	1:55.830	67.75	3.225	13:00:47.429
4 -	1:08.070	48.226	1:56.296	67.48	3.691	13:02:43.725
5 -	1:07.615	47.596	1:55.211	68.11	2.606	13:04:38.936
6 -	1:07.128	46.904	1:54.032	68.82	1.427	13:06:32.968
7 -	1:06.865	46.495	1:53.360 **(3)**	69.23	0.755	13:08:26.328
8 -	1:07.023	***46.010***	1:53.033 **(2)**	69.43	0.428	13:10:19.361
9 -	1:05.815	50.163	1:55.978	67.66	3.373	13:12:15.339
10 -	***1:05.799***	46.806	***1:52.605*** **(1)**	***69.69***		***13:14:07.944***

P10 134 J Toby SKAYMAN — Kawasaki EX300 - D & A Home Solutions

IDEAL LAP TIME : 1:52.269 BEST LAP TIME : 1:52.354 DIFFERENCE : 0.085

LAP	SECTOR 1	SECTOR 2	LAP TIME	MPH	DIFF	TIME OF DAY
1 -		49.461	2:02.942	63.83	10.588	12:56:50.464
2 -	1:08.859	49.124	1:57.983	66.51	5.629	12:58:48.447
3 -	1:08.581	48.927	1:57.508	66.78	5.154	13:00:45.955
4 -	1:08.903	48.528	1:57.431	66.83	5.077	13:02:43.386
5 -	1:07.606	47.738	1:55.344	68.04	2.990	13:04:38.730
6 -	1:06.743	47.280	1:54.023	68.82	1.669	13:06:32.753
7 -	1:06.829	***46.515***	1:53.344 **(2)**	69.24	0.990	13:08:26.097
8 -	***1:05.754***	46.600	***1:52.354*** **(1)**	***69.85***		***13:10:18.451***
9 -	1:06.690	50.814	1:57.504	66.78	5.150	13:12:15.955
10 -	1:06.548	46.808	1:53.356 **(3)**	69.23	1.002	13:14:09.311

P11 175 J Mason GREASLEY — Kawasaki NINJA 300 - Frame fast

IDEAL LAP TIME : 1:56.571 BEST LAP TIME : 1:57.126 DIFFERENCE : 0.555

LAP	SECTOR 1	SECTOR 2	LAP TIME	MPH	DIFF	TIME OF DAY
1 -		49.003	2:07.390	61.60	10.264	12:56:54.912
2 -	1:09.090	48.272	1:57.362 **(2)**	66.87	0.236	12:58:52.274
3 -	***1:08.719***	49.118	1:57.837	66.60	0.711	13:00:50.111
4 -	1:09.556	48.479	1:58.035	66.48	0.909	13:02:48.146
5 -	1:09.702	48.536	1:58.238	66.37	1.112	13:04:46.384
6 -	1:10.364	49.059	1:59.423	65.71	2.297	13:06:45.807
7 -	1:09.998	48.448	1:58.446	66.25	1.320	13:08:44.253
8 -	1:09.274	***47.852***	***1:57.126*** **(1)**	***67.00***		***13:10:41.379***
9 -	1:09.341	48.186	1:57.527 **(3)**	66.77	0.401	13:12:38.906
10 -	1:09.205	49.579	1:58.784	66.07	1.658	13:14:37.690

P12 0 S Dave CATLING — Kawasaki NINJA - JSL Builders

IDEAL LAP TIME : 1:57.467 BEST LAP TIME : 1:57.467 DIFFERENCE : 0.000

LAP	SECTOR 1	SECTOR 2	LAP TIME	MPH	DIFF	TIME OF DAY
1 -		50.716	2:09.320	60.68	11.853	12:56:56.842
2 -	1:11.415	50.412	2:01.827	64.41	4.360	12:58:58.669
3 -	1:11.727	50.058	2:01.785	64.44	4.318	13:01:00.454
4 -	1:11.037	49.465	2:00.502	65.12	3.035	13:03:00.956
5 -	1:10.623	49.139	1:59.762	65.53	2.295	13:05:00.718
6 -	1:10.509	49.118	1:59.627	65.60	2.160	13:07:00.345
7 -	1:09.492	49.066	1:58.558 **(3)**	66.19	1.091	13:08:58.903
8 -	1:09.321	50.981	2:00.302	65.23	2.835	13:10:59.205
9 -	1:08.758	48.749	1:57.507 **(2)**	66.78	0.040	13:12:56.712
10 -	***1:08.751***	***48.716***	***1:57.467*** **(1)**	***66.81***		***13:14:54.179***

Weather / Track : Cloudy / Drying

Cadwell Park: 2.1800 miles
Date: 06/07/2024 Start: 12:54 Finish: 13:13

BMCRC - MRO Championships 2024 - Rnd 5 @ Cadwell Park

ACU Team Green Junior Cup & Senior Ninja & BMZRC 250 MZ

RACE 3 - SECTOR ANALYSIS

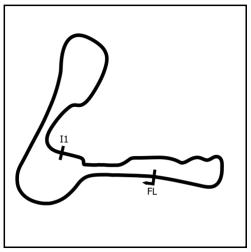

SECTOR 1 = FL to I1, SECTOR 2 = I1 to FL, DIFF = Difference To Personal Best Lap, P = Crossed Finish Line in Pit Lane, D = Time Disallowed

P13 96 J Kobe PERRY -

IDEAL LAP TIME : 1:58.122 BEST LAP TIME : 1:58.877 DIFFERENCE : 0.755

LAP	SECTOR 1	SECTOR 2	LAP TIME	MPH	DIFF	TIME OF DAY
1 -		51.078	2:10.118	60.31	11.241	12:56:57.640
2 -	1:11.498	50.036	2:01.534	64.57	2.657	12:58:59.174
3 -	1:11.644	50.364	2:02.008	64.32	3.131	13:01:01.182
4 -	1:10.721	49.740	2:00.461	65.15	1.584	13:03:01.643
5 -	1:10.329	49.347	1:59.676 **(2)**	65.57	0.799	13:05:01.319
6 -	1:10.408	49.370	1:59.778 **(3)**	65.52	0.901	13:07:01.097
7 -	1:10.483	50.680	2:01.163	64.77	2.286	13:09:02.260
8 -	1:11.382	49.650	2:01.032	64.84	2.155	13:11:03.292
9 -	1:11.001	***48.838***	1:59.839	65.48	0.962	13:13:03.131
10 -	***1:09.284***	49.593	***1:58.877*** **(1)**	***66.01***		***13:15:02.008***

P14 6 J Kian BUSA Kawasaki 400 NINJA - iActiveRC

IDEAL LAP TIME : 1:57.543 BEST LAP TIME : 1:57.725 DIFFERENCE : 0.182

LAP	SECTOR 1	SECTOR 2	LAP TIME	MPH	DIFF	TIME OF DAY
1 -		***48.915***	2:05.748	62.41	8.023	12:56:53.270
2 -	***1:08.628***	49.097	***1:57.725*** **(1)**	***66.66***		***12:58:50.995***
3 -	1:09.681	49.146	1:58.827 **(2)**	66.04	1.102	13:00:49.822
4 -	1:10.565	49.215	1:59.780	65.52	2.055	13:02:49.602
5 -	1:09.369	49.497	1:58.866 **(3)**	66.02	1.141	13:04:48.468
6 -	1:11.638	50.655	2:02.293	64.17	4.568	13:06:50.761
7 -	1:12.641	51.365	2:04.006	63.28	6.281	13:08:54.767
8 -	1:13.028	51.539	2:04.567	63.00	6.842	13:10:59.334
9 -	1:11.082	51.105	2:02.187	64.22	4.462	13:13:01.521
10 -	1:11.227	49.848	2:01.075	64.81	3.350	13:15:02.596

P15 69 MZ Alexander MANN Mz TS 250 - HS RACING

IDEAL LAP TIME : 1:54.120 BEST LAP TIME : 1:54.498 DIFFERENCE : 0.378

LAP	SECTOR 1	SECTOR 2	LAP TIME	MPH	DIFF	TIME OF DAY
1 -		50.023	2:47.862	46.75	53.364	12:57:35.384
2 -	1:09.023	51.586	2:00.609	65.07	6.111	12:59:35.993
3 -	1:08.730	49.482	1:58.212	66.38	3.714	13:01:34.205
4 -	1:10.359	48.568	1:58.927	65.99	4.429	13:03:33.132
5 -	1:07.630	48.716	1:56.346 **(3)**	67.45	1.848	13:05:29.478
6 -	1:08.531	48.184	1:56.715	67.24	2.217	13:07:26.193
7 -	1:11.141	49.245	2:00.386	65.19	5.888	13:09:26.579
8 -	1:06.902	49.841	1:56.743	67.22	2.245	13:11:23.322
9 -	***1:06.442***	48.056	***1:54.498*** **(1)**	***68.54***		***13:13:17.820***
10 -	1:07.891	***47.678***	1:55.569 **(2)**	67.90	1.071	13:15:13.389

P16 85 MZ Andrew WALES MZ ETZ 250 - Show Control International

IDEAL LAP TIME : 1:55.502 BEST LAP TIME : 1:55.902 DIFFERENCE : 0.400

LAP	SECTOR 1	SECTOR 2	LAP TIME	MPH	DIFF	TIME OF DAY
1 -		49.334	2:45.229	47.49	49.327	12:57:32.751
2 -	1:11.122	52.212	2:03.334	63.63	7.432	12:59:36.085
3 -	1:09.129	48.900	1:58.029	66.49	2.127	13:01:34.114
4 -	1:09.863	48.553	1:58.416	66.27	2.514	13:03:32.530
5 -	1:08.482	48.509	1:56.991	67.08	1.089	13:05:29.521
6 -	1:08.829	48.080	1:56.909	67.12	1.007	13:07:26.430
7 -	1:10.211	***47.725***	1:57.936	66.54	2.034	13:09:24.366
8 -	1:08.402	48.428	1:56.830 **(3)**	67.17	0.928	13:11:21.196
9 -	1:08.262	48.115	1:56.377 **(2)**	67.43	0.475	13:13:17.573
10 -	***1:07.777***	48.125	***1:55.902*** **(1)**	***67.71***		***13:15:13.475***

Weather / Track : Cloudy / Drying

Cadwell Park: 2.1800 miles
Date: 06/07/2024 Start: 12:54 Finish: 13:13

BMCRC - MRO Championships 2024 - Rnd 5 @ Cadwell Park

ACU Team Green Junior Cup & Senior Ninja & BMZRC 250 MZ

RACE 3 - SECTOR ANALYSIS

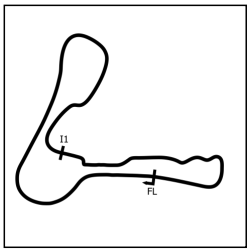

SECTOR 1 = FL to I1, SECTOR 2 = I1 to FL, DIFF = Difference To Personal Best Lap, P = Crossed Finish Line in Pit Lane, D = Time Disallowed

P17 565 MZ Louis KERSHAW MZ 250 - Team Lucky Streetsy/Walkers Campers

IDEAL LAP TIME : 1:55.956 BEST LAP TIME : 1:56.712 DIFFERENCE : 0.756

LAP	SECTOR 1	SECTOR 2	LAP TIME	MPH	DIFF	TIME OF DAY
1 -		50.117	2:47.113	46.96	50.401	12:57:34.635
2 -	1:10.917	50.753	2:01.670	64.50	4.958	12:59:36.305
3 -	1:10.105	49.495	1:59.600	65.61	2.888	13:01:35.905
4 -	1:10.487	49.332	1:59.819	65.49	3.107	13:03:35.724
5 -	1:09.259	48.776	1:58.035	66.48	1.323	13:05:33.759
6 -	1:08.749	48.789	1:57.538	66.77	0.826	13:07:31.297
7 -	***1:08.185***	49.313	1:57.498 **(3)**	66.79	0.786	13:09:28.795
8 -	1:08.941	***47.771***	***1:56.712*** **(1)**	***67.24***		***13:11:25.507***
9 -	1:10.499	48.180	1:58.679	66.12	1.967	13:13:24.186
10 -	1:08.583	48.527	1:57.110 **(2)**	67.01	0.398	13:15:21.296

P18 12 J Kees RAMSEY Kawasaki NINJA 400 -

IDEAL LAP TIME : 1:53.652 BEST LAP TIME : 1:54.095 DIFFERENCE : 0.443

LAP	SECTOR 1	SECTOR 2	LAP TIME	MPH	DIFF	TIME OF DAY
1 -		47.646	2:01.028	64.84	6.933	12:56:48.550
2 -	***1:06.631***	47.513	1:54.144 **(2)**	68.75	0.049	12:58:42.694
3 -	1:07.300	47.483	1:54.783	68.37	0.688	13:00:37.477
4 -	1:07.286	47.354	1:54.640 **(3)**	68.45	0.545	13:02:32.117
5 -	1:07.306	47.350	1:54.656	68.44	0.561	13:04:26.773
6 -	1:08.139	47.189	1:55.328	68.04	1.233	13:06:22.101
7 -	1:07.074	***47.021***	***1:54.095*** **(1)**	***68.78***		***13:08:16.196***
8 -	1:07.025	48.435	1:55.460	67.97	1.365	13:10:11.656
9 -	1:07.392	47.682	1:55.074	68.20	0.979	13:12:06.730

P19 37 MZ_R Harry LAMACRAFT MZ ETZ 250 - All Flower No Power

IDEAL LAP TIME : 1:57.389 BEST LAP TIME : 1:57.389 DIFFERENCE : 0.000

LAP	SECTOR 1	SECTOR 2	LAP TIME	MPH	DIFF	TIME OF DAY
1 -		50.674	2:49.008	46.43	51.619	12:57:36.530
2 -	1:11.024	50.636	2:01.660	64.50	4.271	12:59:38.190
3 -	1:09.586	49.049	1:58.635 **(3)**	66.15	1.246	13:01:36.825
4 -	***1:09.014***	***48.375***	***1:57.389*** **(1)**	***66.85***		***13:03:34.214***
5 -	1:09.283	49.282	1:58.565 **(2)**	66.19	1.176	13:05:32.779
6 -	1:10.109	50.666	2:00.775	64.98	3.386	13:07:33.554
7 -	1:10.118	49.488	1:59.606	65.61	2.217	13:09:33.160
8 -	1:11.220	51.314	2:02.534	64.04	5.145	13:11:35.694
9 -	1:10.511	51.869	2:02.380	64.12	4.991	13:13:38.074

P20 33 J Patrick KLINGE Kawasaki NINJA 400 - Klingklong Racing

IDEAL LAP TIME : 2:03.550 BEST LAP TIME : 2:03.620 DIFFERENCE : 0.070

LAP	SECTOR 1	SECTOR 2	LAP TIME	MPH	DIFF	TIME OF DAY
1 -		53.302	2:15.414	57.95	11.794	12:57:02.936
2 -	1:12.198	52.440	2:04.638	62.96	1.018	12:59:07.574
3 -	***1:11.424***	52.196	***2:03.620*** **(1)**	***63.48***		***13:01:11.194***
4 -	1:11.482	52.543	2:04.025 **(2)**	63.27	0.405	13:03:15.219
5 -	1:11.912	53.812	2:05.724	62.42	2.104	13:05:20.943
6 -	1:12.294	52.665	2:04.959	62.80	1.339	13:07:25.902
7 -	1:12.184	***52.126***	2:04.310 **(3)**	63.13	0.690	13:09:30.212
8 -	1:12.377	52.167	2:04.544	63.01	0.924	13:11:34.756
9 -	1:12.694	53.064	2:05.758	62.40	2.138	13:13:40.514

Weather / Track : Cloudy / Drying

Cadwell Park: 2.1800 miles
Date: 06/07/2024 Start: 12:54 Finish: 13:13

BMCRC - MRO Championships 2024 - Rnd 5 @ Cadwell Park

ACU Team Green Junior Cup & Senior Ninja & BMZRC 250 MZ

RACE 3 - SECTOR ANALYSIS

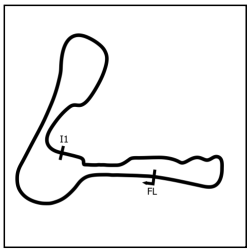

SECTOR 1 = FL to I1, SECTOR 2 = I1 to FL, DIFF = Difference To Personal Best Lap, P = Crossed Finish Line in Pit Lane, D = Time Disallowed

P21 4 S Nigel FRANKLIN Kawasaki NINJA - Nigel Franklin

IDEAL LAP TIME : 2:02.899 BEST LAP TIME : 2:03.548 DIFFERENCE : 0.649

LAP	SECTOR 1	SECTOR 2	LAP TIME	MPH	DIFF	TIME OF DAY
1 -		52.377	2:17.593	57.03	14.045	12:57:05.115
2 -	1:14.896	52.506	2:07.402	61.60	3.854	12:59:12.517
3 -	1:14.188	51.772	2:05.960	62.30	2.412	13:01:18.477
4 -	1:14.023	51.923	2:05.946	62.31	2.398	13:03:24.423
5 -	1:12.996	51.639	2:04.635	62.96	1.087	13:05:29.058
6 -	1:12.569	51.855	2:04.424	63.07	0.876	13:07:33.482
7 -	***1:12.031***	52.059	2:04.090 **(2)**	63.24	0.542	13:09:37.572
8 -	1:13.322	***50.868***	2:04.190 **(3)**	63.19	0.642	13:11:41.762
9 -	1:12.624	50.924	***2:03.548*** **(1)**	***63.52***		***13:13:45.310***

P22 43 S Mark SWARBRICK Kawasaki NINJA 400 -

IDEAL LAP TIME : 1:57.900 BEST LAP TIME : 1:58.326 DIFFERENCE : 0.426

LAP	SECTOR 1	SECTOR 2	LAP TIME	MPH	DIFF	TIME OF DAY
1 -		49.066	2:05.234	62.66	6.908	12:56:52.756
2 -	1:09.327	***48.999***	***1:58.326*** **(1)**	***66.32***		***12:58:51.082***
3 -	***1:08.901***	49.568	1:58.469 **(2)**	66.24	0.143	13:00:49.551
4 -	1:18.580	52.414	2:10.994	59.91	12.668	13:03:00.545
5 -	1:18.325	51.075	2:09.400	60.64	11.074	13:05:09.945
6 -	1:17.595	51.404	2:08.999	60.83	10.673	13:07:18.944
7 -	1:18.117	50.015	2:08.132 **(3)**	61.24	9.806	13:09:27.076
8 -	1:16.916	52.454	2:09.370	60.66	11.044	13:11:36.446
9 -	1:18.177	51.778	2:09.955	60.39	11.629	13:13:46.401

P23 9 MZ Gary HOWLETT MZ TS250 - HS Racing

IDEAL LAP TIME : 2:03.648 BEST LAP TIME : 2:03.775 DIFFERENCE : 0.127

LAP	SECTOR 1	SECTOR 2	LAP TIME	MPH	DIFF	TIME OF DAY
1 -		51.817	2:51.550	45.74	47.775	12:57:39.072
2 -	1:12.892	51.788	2:04.680	62.94	0.905	12:59:43.752
3 -	1:12.802	***51.587***	2:04.389	63.09	0.614	13:01:48.141
4 -	1:12.071	52.142	2:04.213 **(3)**	63.18	0.438	13:03:52.354
5 -	1:13.625	51.994	2:05.619	62.47	1.844	13:05:57.973
6 -	1:13.100	51.726	2:04.826	62.87	1.051	13:08:02.799
7 -	***1:12.061***	51.714	***2:03.775*** **(1)**	***63.40***		***13:10:06.574***
8 -	1:12.572	52.207	2:04.779	62.89	1.004	13:12:11.353
9 -	1:12.329	51.838	2:04.167 **(2)**	63.20	0.392	13:14:15.520

P24 93 MZ_R Hugo OLIVER MZ 250 - Illuminate Design

IDEAL LAP TIME : 2:02.432 BEST LAP TIME : 2:02.432 DIFFERENCE : 0.000

LAP	SECTOR 1	SECTOR 2	LAP TIME	MPH	DIFF	TIME OF DAY
1 -		54.217	2:53.653	45.19	51.221	12:57:41.175
2 -	1:14.663	52.971	2:07.634	61.48	5.202	12:59:48.809
3 -	1:13.518	52.981	2:06.499	62.04	4.067	13:01:55.308
4 -	1:13.261	52.488	2:05.749	62.41	3.317	13:04:01.057
5 -	1:13.152	52.245	2:05.397	62.58	2.965	13:06:06.454
6 -	***1:11.282***	***51.150***	***2:02.432*** **(1)**	***64.10***		***13:08:08.886***
7 -	1:12.187	51.562	2:03.749	63.41	1.317	13:10:12.635
8 -	1:11.648	51.273	2:02.921 **(2)**	63.84	0.489	13:12:15.556
9 -	1:11.510	52.197	2:03.707 **(3)**	63.44	1.275	13:14:19.263

Weather / Track : Cloudy / Drying

Cadwell Park: 2.1800 miles
Date: 06/07/2024 Start: 12:54 Finish: 13:13

BMCRC - MRO Championships 2024 - Rnd 5 @ Cadwell Park

ACU Team Green Junior Cup & Senior Ninja & BMZRC 250 MZ

RACE 3 - SECTOR ANALYSIS

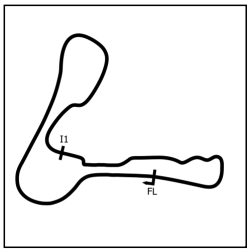

SECTOR 1 = FL to I1, SECTOR 2 = I1 to FL, DIFF = Difference To Personal Best Lap, P = Crossed Finish Line in Pit Lane, D = Time Disallowed

P25 566 MZ Michael WILBY MZ ETZ 250 - Sziler UK

IDEAL LAP TIME : 2:02.059 BEST LAP TIME : 2:02.396 DIFFERENCE : 0.337

LAP	SECTOR 1	SECTOR 2	LAP TIME	MPH	DIFF	TIME OF DAY
1 -		53.114	2:54.064	45.08	51.668	12:57:41.586
2 -	1:14.431	52.701	2:07.132	61.73	4.736	12:59:48.718
3 -	1:14.122	52.801	2:06.923	61.83	4.527	13:01:55.641
4 -	1:13.845	51.791	2:05.636	62.46	3.240	13:04:01.277
5 -	1:13.546	51.982	2:05.528	62.52	3.132	13:06:06.805
6 -	1:11.790	***50.606***	***2:02.396*** **(1)**	***64.12***		***13:08:09.201***
7 -	1:12.600	51.353	2:03.953	63.31	1.557	13:10:13.154
8 -	1:12.405	51.303	2:03.708 **(3)**	63.44	1.312	13:12:16.862
9 -	***1:11.453***	51.150	2:02.603 **(2)**	64.01	0.207	13:14:19.465

P26 41 MZ Gary WILLIAMS MZ ETZ 250 -

IDEAL LAP TIME : 2:01.871 BEST LAP TIME : 2:02.261 DIFFERENCE : 0.390

LAP	SECTOR 1	SECTOR 2	LAP TIME	MPH	DIFF	TIME OF DAY
1 -		54.253	2:58.296	44.01	56.035	12:57:45.818
2 -	1:14.194	52.163	2:06.357	62.11	4.096	12:59:52.175
3 -	1:12.076	53.478	2:05.554	62.50	3.293	13:01:57.729
4 -	1:12.045	52.352	2:04.397	63.08	2.136	13:04:02.126
5 -	1:12.624	53.224	2:05.848	62.36	3.587	13:06:07.974
6 -	1:12.341	***51.121***	2:03.462	63.56	1.201	13:08:11.436
7 -	1:11.329	51.287	2:02.616 **(2)**	64.00	0.355	13:10:14.052
8 -	***1:10.750***	51.511	***2:02.261*** **(1)**	***64.19***		***13:12:16.313***
9 -	1:11.216	52.061	2:03.277 **(3)**	63.66	1.016	13:14:19.590

P27 102 MZ_R Caleb WRIGHT MZ 250 ETZ - Clover Investments

IDEAL LAP TIME : 2:07.526 BEST LAP TIME : 2:07.575 DIFFERENCE : 0.049

LAP	SECTOR 1	SECTOR 2	LAP TIME	MPH	DIFF	TIME OF DAY
1 -		54.563	2:58.008	44.08	50.433	12:57:45.530
2 -	1:16.630	53.593	2:10.223	60.26	2.648	12:59:55.753
3 -	1:17.495	56.026	2:13.521	58.77	5.946	13:02:09.274
4 -	1:18.235	54.991	2:13.226	58.90	5.651	13:04:22.500
5 -	1:17.251	53.321	2:10.572	60.10	2.997	13:06:33.072
6 -	***1:15.203***	53.153	2:08.356	61.14	0.781	13:08:41.428
7 -	1:15.252	***52.323***	***2:07.575*** **(1)**	***61.51***		***13:10:49.003***
8 -	1:15.477	52.373	2:07.850 **(2)**	61.38	0.275	13:12:56.853
9 -	1:15.230	52.746	2:07.976 **(3)**	61.32	0.401	13:15:04.829

P28 74 MZ_R Kevin LANE MZ ETZ - Racing Lane

IDEAL LAP TIME : 2:08.179 BEST LAP TIME : 2:09.335 DIFFERENCE : 1.156

LAP	SECTOR 1	SECTOR 2	LAP TIME	MPH	DIFF	TIME OF DAY
1 -		54.695	2:58.896	43.86	49.561	12:57:46.418
2 -	1:15.886	53.811	2:09.697 **(2)**	60.51	0.362	12:59:56.115
3 -	1:17.391	53.683	2:11.074	59.87	1.739	13:02:07.189
4 -	1:17.512	53.273	2:10.785 **(3)**	60.00	1.450	13:04:17.974
5 -	1:17.966	53.194	2:11.160	59.83	1.825	13:06:29.134
6 -	1:18.248	53.236	2:11.484	59.68	2.149	13:08:40.618
7 -	1:16.570	***52.765***	***2:09.335*** **(1)**	***60.68***		***13:10:49.953***
8 -	***1:15.414***	56.842	2:12.256	59.33	2.921	13:13:02.209

Weather / Track : Cloudy / Drying

Cadwell Park: 2.1800 miles
Date: 06/07/2024 Start: 12:54 Finish: 13:13

BMCRC - MRO Championships 2024 - Rnd 5 @ Cadwell Park

ACU Team Green Junior Cup & Senior Ninja & BMZRC 250 MZ

RACE 3 - SECTOR ANALYSIS

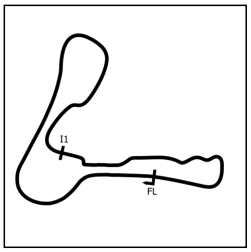

SECTOR 1 = FL to I1, SECTOR 2 = I1 to FL, DIFF = Difference To Personal Best Lap, P = Crossed Finish Line in Pit Lane, D = Time Disallowed

P29 32 MZ John ASHMEAD Mz 250 -

IDEAL LAP TIME : 2:13.092 BEST LAP TIME : 2:13.384 DIFFERENCE : 0.292

LAP	SECTOR 1	SECTOR 2	LAP TIME	MPH	DIFF	TIME OF DAY
1 -		53.161	3:00.831	43.39	47.447	12:57:48.353
2 -	1:20.711	54.576	2:15.287	58.01	1.903	13:00:03.640
3 -	1:20.575	54.037	2:14.612	58.30	1.228	13:02:18.252
4 -	***1:20.060***	53.903	2:13.963	58.58	0.579	13:04:32.215
5 -	1:20.181	53.503	2:13.684 **(2)**	58.70	0.300	13:06:45.899
6 -	1:20.352	***53.032***	***2:13.384*** **(1)**	***58.83***		***13:08:59.283***
7 -	1:20.239	53.621	2:13.860 **(3)**	58.62	0.476	13:11:13.143
8 -	1:21.445	56.948	2:18.393	56.70	5.009	13:13:31.536

P30 26 J Brooke CHAMPION Kawasaki 300 NINJA -

IDEAL LAP TIME : 2:19.564 BEST LAP TIME : 2:19.564 DIFFERENCE : 0.000

LAP	SECTOR 1	SECTOR 2	LAP TIME	MPH	DIFF	TIME OF DAY
1 -		57.278	2:29.872	52.36	10.308	12:57:17.394
2 -	1:23.383	58.290	2:21.673	55.39	2.109	12:59:39.067
3 -	1:24.088	57.293	2:21.381	55.51	1.817	13:02:00.448
4 -	1:23.857	57.643	2:21.500	55.46	1.936	13:04:21.948
5 -	1:23.653	57.947	2:21.600	55.42	2.036	13:06:43.548
6 -	1:23.274	57.714	2:20.988 **(3)**	55.66	1.424	13:09:04.536
7 -	***1:22.703***	***56.861***	***2:19.564*** **(1)**	***56.23***		***13:11:24.100***
8 -	1:22.997	57.354	2:20.351 **(2)**	55.91	0.787	13:13:44.451

P31 56 MZ Russell TURNER MZ 250 - TT Racing

IDEAL LAP TIME : 2:06.694 BEST LAP TIME : 2:06.694 DIFFERENCE : 0.000

LAP	SECTOR 1	SECTOR 2	LAP TIME	MPH	DIFF	TIME OF DAY
1 -		52.606	2:55.097	44.82	48.403	12:57:42.619
2 -	***1:14.549***	***52.145***	***2:06.694*** **(1)**	***61.94***		***12:59:49.313***
3 -	1:14.581	53.648	2:08.229 **(3)**	61.20	1.535	13:01:57.542
4 -	1:14.926	53.212	2:08.138 **(2)**	61.24	1.444	13:04:05.680
5 -	1:16.206	52.792	2:08.998	60.83	2.304	13:06:14.678
6 -	1:17.013	53.318	2:10.331	60.21	3.637	13:08:25.009

P32 166 MZ Graeme LEWIS MZ 250 - Morris Racing Lubricants #MRL

IDEAL LAP TIME : 2:12.917 BEST LAP TIME : 2:13.782 DIFFERENCE : 0.865

LAP	SECTOR 1	SECTOR 2	LAP TIME	MPH	DIFF	TIME OF DAY
1 -		***53.910***	2:57.416	44.23	43.634	12:57:44.938
2 -	1:26.048	55.545	2:21.593 **(3)**	55.42	7.811	13:00:06.531
3 -	1:20.583	55.220	2:15.803 **(2)**	57.79	2.021	13:02:22.334
4 -	***1:19.007***	54.775	***2:13.782*** **(1)**	***58.66***		***13:04:36.116***

P33 5 MZ Garry SAMETT MZ TS 250 - smallmouse

IDEAL LAP TIME : 2:06.989 BEST LAP TIME : DIFFERENCE :

LAP	SECTOR 1	SECTOR 2	LAP TIME	MPH	DIFF	TIME OF DAY
1 -		***53.292***	2:53.829	45.14		12:57:41.351

Weather / Track : Cloudy / Drying

Cadwell Park: 2.1800 miles
Date: 06/07/2024 Start: 12:54 Finish: 13:13

BMCRC - MRO Championships 2024 - Rnd 5 @ Cadwell Park

ACU Team Green Junior Cup & Senior Ninja & BMZRC 250 MZ

RACE 3 - BEST SECTORS

SECTOR 1				SECTOR 2			IDEAL / BEST COMPARISON					
POS	NO	NAME	TIME	NO	NAME	TIME	POS	NO	NAME	IDEAL	BEST	DIFF
									PERFECT LAP	1:48.999		
1	27	BROWN	1:03.978	45	MACKENZIE	45.021	1	27	BROWN	1:49.306	1:49.306	0.000
2	45	MACKENZIE	1:04.612	76	WILKINSON	45.066	2	45	MACKENZIE	1:49.633	1:49.633	0.000
3	76	WILKINSON	1:04.631	27	BROWN	45.328	3	76	WILKINSON	1:49.697	1:49.874	0.177
4	2	WATT	1:05.035	2	WATT	45.462	4	2	WATT	1:50.497	1:50.497	0.000
5	1	ATKINSON	1:05.052	81	SIMS	45.469	5	81	SIMS	1:50.565	1:50.708	0.143
6	81	SIMS	1:05.096	1	ATKINSON	45.790	6	1	ATKINSON	1:50.842	1:50.902	0.060
7	134	SKAYMAN	1:05.754	97	MANN	46.010	7	97	MANN	1:51.809	1:52.605	0.796
8	97	MANN	1:05.799	7	ROOKER	46.315	8	134	SKAYMAN	1:52.269	1:52.354	0.085
9	7	ROOKER	1:06.060	134	SKAYMAN	46.515	9	7	ROOKER	1:52.375	1:52.375	0.000
10	17	BUSA	1:06.065	17	BUSA	46.552	10	17	BUSA	1:52.617	1:53.666	1.049
11	69	MANN	1:06.442	12	RAMSEY	47.021	11	12	RAMSEY	1:53.652	1:54.095	0.443
12	12	RAMSEY	1:06.631	69	MANN	47.678	12	69	MANN	1:54.120	1:54.498	0.378
13	85	WALES	1:07.777	85	WALES	47.725	13	85	WALES	1:55.502	1:55.902	0.400
14	565	KERSHAW	1:08.185	565	KERSHAW	47.771	14	565	KERSHAW	1:55.956	1:56.712	0.756
15	6	BUSA	1:08.628	175	GREASLEY	47.852	15	175	GREASLEY	1:56.571	1:57.126	0.555
16	175	GREASLEY	1:08.719	37	LAMACRAFT	48.375	16	37	LAMACRAFT	1:57.389	1:57.389	0.000
17	0	CATLING	1:08.751	0	CATLING	48.716	17	0	CATLING	1:57.467	1:57.467	0.000
18	43	SWARBRICK	1:08.901	96	PERRY	48.838	18	6	BUSA	1:57.543	1:57.725	0.182
19	37	LAMACRAFT	1:09.014	6	BUSA	48.915	19	43	SWARBRICK	1:57.900	1:58.326	0.426
20	96	PERRY	1:09.284	43	SWARBRICK	48.999	20	96	PERRY	1:58.122	1:58.877	0.755
21	41	WILLIAMS	1:10.750	566	WILBY	50.606	21	41	WILLIAMS	2:01.871	2:02.261	0.390
22	93	OLIVER	1:11.282	4	FRANKLIN	50.868	22	566	WILBY	2:02.059	2:02.396	0.337
23	33	KLINGE	1:11.424	41	WILLIAMS	51.121	23	93	OLIVER	2:02.432	2:02.432	0.000
24	566	WILBY	1:11.453	93	OLIVER	51.150	24	4	FRANKLIN	2:02.899	2:03.548	0.649
25	4	FRANKLIN	1:12.031	9	HOWLETT	51.587	25	33	KLINGE	2:03.550	2:03.620	0.070
26	9	HOWLETT	1:12.061	33	KLINGE	52.126	26	9	HOWLETT	2:03.648	2:03.775	0.127
27	5	SAMETT	1:13.697	56	TURNER	52.145	27	56	TURNER	2:06.694	2:06.694	0.000
28	56	TURNER	1:14.549	102	WRIGHT	52.323	28	5	SAMETT	2:06.989		
29	102	WRIGHT	1:15.203	74	LANE	52.765	29	102	WRIGHT	2:07.526	2:07.575	0.049
30	74	LANE	1:15.414	32	ASHMEAD	53.032	30	74	LANE	2:08.179	2:09.335	1.156
31	166	LEWIS	1:19.007	5	SAMETT	53.292	31	166	LEWIS	2:12.917	2:13.782	0.865
32	32	ASHMEAD	1:20.060	166	LEWIS	53.910	32	32	ASHMEAD	2:13.092	2:13.384	0.292
33	26	CHAMPION	1:22.703	26	CHAMPION	56.861	33	26	CHAMPION	2:19.564	2:19.564	0.000
34												
35												

Weather / Track : Cloudy / Drying

Cadwell Park: 2.1800 miles
Date: 06/07/2024 Start: 12:54 Finish: 13:13

Results can be found at www.tsl-timing.com

Printed - 13:16 Saturday, 06 July 2024

BMCRC - MRO Championships 2024 - Rnd 5 @ Cadwell Park

ACU Team Green Junior Cup & Senior Ninja & BMZRC 250 MZ

RACE 3 - STATISTICS

Competitors Started	35
Planned Start	2024-07-06 @ 12:10:00.000
Actual Start	2024-07-06 @ 12:54:47.521
Finish Time	2024-07-06 @ 13:13:29.862
Track Length	2.1800mi.
Total Laps	295
Total Distance Covered	643.1055mi.

Session Fastest Lap History

NO	CL	NAME	LAP TIME	TIME OF DAY	LAP	VEHICLE
1	S	**Phil ATKINSON**	**1:52.808**	12:58:38.535	2	Kawasaki NINJA 400
81	J	**Ollie SIMS**	**1:52.143**	12:58:39.840	2	Kawasaki NINJA 400
1	S	**Phil ATKINSON**	**1:51.196**	13:00:29.730	3	Kawasaki NINJA 400
81	J	**Ollie SIMS**	**1:51.106**	13:00:30.946	3	Kawasaki NINJA 400
1	S	**Phil ATKINSON**	**1:50.902**	13:02:20.633	4	Kawasaki NINJA 400
81	J	**Ollie SIMS**	**1:50.708**	13:02:21.654	4	Kawasaki NINJA 400
27	S	**Ben BROWN**	**1:49.306**	13:09:49.826	8	Kawasaki NINJA 400

Session Leader History

NO	CL	NAME	FROM LAP	LAPS LED	DISTANCE	VEHICLE
1	S	**Phil ATKINSON**	1	10	21.80 miles	Kawasaki NINJA 400

Flag History

TYPE	TIME OF DAY
GREEN	12:54:47.521
FINISH	13:13:29.862

Flag Statistics

TYPE	COUNT	TOTAL LAPS	TOTAL TIME
Green	1	10	21:01.986
Red	0	0	0.000
Safety Car	0	0	0.000
FCY	0	0	0.000

Weather / Track : Cloudy / Drying

Cadwell Park: 2.1800 miles
Date: 06/07/2024 Start: 12:54 Finish: 13:13

BMCRC - MRO Championships 2024 - Rnd 5 @ Cadwell Park

ACU Team Green Junior Cup & Senior Ninja & BMZRC 250 MZ

RACE 3 - STATISTICS

CLASS : J

13 Starters

Fastest Lap History

NO	NAME	LAP TIME	TIME OF DAY	LAP	VEHICLE
81	**Ollie SIMS**	**1:52.143**	12:58:39.840	2	Kawasaki NINJA 400
81	**Ollie SIMS**	**1:51.106**	13:00:30.946	3	Kawasaki NINJA 400
81	**Ollie SIMS**	**1:50.708**	13:02:21.654	4	Kawasaki NINJA 400
45	**Marley MACKENZIE**	**1:49.633**	13:09:50.779	8	Kawasaki NINJA

Leader History

NO	NAME	FROM LAP	LAPS LED	DISTANCE	VEHICLE
81	**Ollie SIMS**	1	9	19.62 miles	Kawasaki NINJA 400
76	**Luca WILKINSON**	10	1	2.18 miles	Kawasaki NINJA400

BMCRC - MRO Championships 2024 - Rnd 5 @ Cadwell Park

ACU Team Green Junior Cup & Senior Ninja & BMZRC 250 MZ

RACE 3 - STATISTICS

CLASS : S

7 Starters

Fastest Lap History

NO	NAME	LAP TIME	TIME OF DAY	LAP	VEHICLE
1	**Phil ATKINSON**	**1:52.808**	12:58:38.535	2	Kawasaki NINJA 400
1	**Phil ATKINSON**	**1:51.196**	13:00:29.730	3	Kawasaki NINJA 400
1	**Phil ATKINSON**	**1:50.902**	13:02:20.633	4	Kawasaki NINJA 400
27	**Ben BROWN**	**1:50.812**	13:08:00.514	7	Kawasaki NINJA 400
27	**Ben BROWN**	**1:49.306**	13:09:49.826	8	Kawasaki NINJA 400

Leader History

NO	NAME	FROM LAP	LAPS LED	DISTANCE	VEHICLE
1	**Phil ATKINSON**	1	10	21.80 miles	Kawasaki NINJA 400

Weather / Track : Cloudy / Drying

Cadwell Park: 2.1800 miles
Date: 06/07/2024 Start: 12:54 Finish: 13:13

BMCRC - MRO Championships 2024 - Rnd 5 @ Cadwell Park

ACU Team Green Junior Cup & Senior Ninja & BMZRC 250 MZ

RACE 3 - STATISTICS

CLASS : MZ

11 Starters

Fastest Lap History

NO	NAME	LAP TIME	TIME OF DAY	LAP	VEHICLE
69	**Alexander MANN**	**2:00.609**	12:59:36.029	2	Mz TS 250
85	**Andrew WALES**	**1:58.029**	13:01:34.149	3	MZ ETZ 250
69	**Alexander MANN**	**1:56.346**	13:05:29.513	5	Mz TS 250
69	**Alexander MANN**	**1:54.498**	13:13:17.857	9	Mz TS 250

Leader History

NO	NAME	FROM LAP	LAPS LED	DISTANCE	VEHICLE
85	**Andrew WALES**	1	1	2.18 miles	MZ ETZ 250
69	**Alexander MANN**	2	1	2.18 miles	Mz TS 250
85	**Andrew WALES**	3	2	4.36 miles	MZ ETZ 250
69	**Alexander MANN**	5	2	4.36 miles	Mz TS 250
85	**Andrew WALES**	7	3	6.54 miles	MZ ETZ 250
69	**Alexander MANN**	10	1	2.18 miles	Mz TS 250

Weather / Track : Cloudy / Drying

Cadwell Park: 2.1800 miles
Date: 06/07/2024 Start: 12:54 Finish: 13:13

BMCRC - MRO Championships 2024 - Rnd 5 @ Cadwell Park

ACU Team Green Junior Cup & Senior Ninja & BMZRC 250 MZ

RACE 3 - STATISTICS

CLASS : MZ_R

4 Starters

Fastest Lap History

NO	NAME	LAP TIME	TIME OF DAY	LAP	VEHICLE
37	**Harry LAMACRAFT**	**2:01.660**	12:59:38.230	2	MZ ETZ 250
37	**Harry LAMACRAFT**	**1:58.635**	13:01:36.864	3	MZ ETZ 250
37	**Harry LAMACRAFT**	**1:57.389**	13:03:34.254	4	MZ ETZ 250

Leader History

NO	NAME	FROM LAP	LAPS LED	DISTANCE	VEHICLE
37	**Harry LAMACRAFT**	1	9	19.62 miles	MZ ETZ 250

Weather / Track : Cloudy / Drying

Cadwell Park: 2.1800 miles
Date: 06/07/2024 Start: 12:54 Finish: 13:13

TEAM GREEN JUNIOR CUP | Kawasaki SENIOR NINJA SERIES | Kawasaki JUNIOR SUPERSPORT | modality BMZRC 250 MZS

BMCRC - MRO Championships 2024 - Rnd 5 @ Cadwell Park

ACU Team Green Junior Cup & Senior Ninja & BMZRC 250 MZ

RACE 3 - GRID (8 Laps)

ROW 13	37 5 Garry SAMETT	1	1	
ROW 12	34 74 Kevin LANE 2:09.335	35 32 John ASHMEAD 2:13.384	36 166 Graeme LEWIS 2:13.782	
ROW 11	31 56 Russell TURNER 2:06.694	32 13 Gordon RYAN	33 102 Caleb WRIGHT 2:07.575	
ROW 10	28 37 Harry LAMACRAFT 1:57.389	29 566 Michael WILBY 2:02.396	30 93 Hugo OLIVER 2:02.432	
ROW 9	25 69 Alexander MANN 1:54.498	26 85 Andrew WALES 1:55.902	27 565 Louis KERSHAW 1:56.712	
ROW 8	22	23	24	
ROW 7	19 26 Brooke CHAMPION 2:19.564	20 16 Aleisha LAYTON	21 66 Mark SMITH	
ROW 6	16 96 Kobe PERRY 1:58.877	17 4 Nigel FRANKLIN 2:03.548	18 33 Patrick KLINGE 2:03.620	
ROW 5	13 0 Dave CATLING 1:57.467	14 6 Kian BUSA 1:57.725	15 43 Mark SWARBRICK 1:58.326	
ROW 4	10 17 Daryn BUSA 1:53.666	11 12 Kees RAMSEY 1:54.095	12 175 Mason GREASLEY 1:57.126	
ROW 3	7 134 Toby SKAYMAN 1:52.354	8 7 Travis ROOKER 1:52.375	9 97 Alex MANN 1:52.605	
ROW 2	4 2 Kade WATT 1:50.497	5 81 Ollie SIMS 1:50.708	6 1 Phil ATKINSON 1:50.902	
ROW 1	1 27 Ben BROWN 1:49.306	2 45 Marley MACKENZIE 1:49.633	3 76 Luca WILKINSON 1:49.874	

Pole

These results are provisional until the conclusion of any judicial and technical matters.

Cadwell Park: 2.1800 miles

Clerk Of Course:	Stewards:	Timekeeper: Craig Smith	

Results can be found at www.tsl-timing.com

Printed - 13:19 Saturday, 06 July 2024

TSL SPORTS TIMING TIMING SOLUTIONS LTD

TEAM GREEN JUNIOR CUP | Kawasaki SENIOR NINJA SERIES | Kawasaki JUNIOR SUPERSPORT | modality BMZRC 250 MZS

BMCRC - MRO Championships 2024 - Rnd 5 @ Cadwell Park

ACU Team Green Junior Cup & Senior Ninja & BMZRC 250 MZ

RACE 3 - CLASSIFICATION

Race Distance: 6 Laps / 13.08 miles

POS	NO	CL	PIC	NAME	ENTRY	LAPS	TIME	GAP	DIFF	MPH	BEST	ON	GRD	↑↓
1	76	J	1	Luca WILKINSON	Kawasaki NINJA400 - RD Racing	6	10:51.138			72.31	1:46.094	4	3	2
2	1	S	1	Phil ATKINSON	Kawasaki NINJA 400 - ROSE MOT/Q Oil Treatments	6	10:51.475	0.337	0.337	72.27	1:45.586	3	6	4
3	2	J	2	Kade WATT	Kawasaki NINJA 400 - 3D Racing	6	10:53.749	2.611	2.274	72.02	1:45.920	3	4	1
4	45	J	3	Marley MACKENZIE	Kawasaki NINJA - Kirkcaldy Kawasaki, ELPM	6	10:56.672	5.534	2.923	71.70	1:47.470	4	2	-2
5	81	J	4	Ollie SIMS	Kawasaki NINJA 400 - Motorbodies Weston ltd	6	10:56.713	5.575	0.041	71.70	1:46.435	5	5	0
6	7	J	5	Travis ROOKER	Kawasaki NINJA 400 - Swedish car connection	6	10:56.913	5.775	0.200	71.68	1:47.000	5	8	2
7	27	S	2	Ben BROWN	Kawasaki NINJA 400 - Hunts Motorcycles	6	10:58.504	7.366	1.591	71.50	1:48.481	4	1	-6
8	97	S	3	Alex MANN	Kawasaki Ninja - Michael Jones Jeweller, Esprit Group, East	6	11:12.821	21.683	14.317	69.98	1:48.928	5	9	1
9	17	S	4	Daryn BUSA	Kawasaki NINJA 400 - iActiveRC	6	11:13.508	22.370	0.687	69.91	1:50.448	2	10	1
10	12	J	6	Kees RAMSEY	Kawasaki NINJA 400 -	6	11:18.857	27.719	5.349	69.36	1:50.462	5	11	1
11	134	J	7	Toby SKAYMAN	Kawasaki EX300 - D & A Home Solutions	6	11:24.807	33.669	5.950	68.76	1:52.781	6	7	-4
12	43	S	5	Mark SWARBRICK	Kawasaki NINJA 400 -	6	11:25.020	33.882	0.213	68.74	1:52.003	5	15	3
13	16	J	8	Aleisha LAYTON	Kawasaki NINJA 400 -	6	11:30.057	38.919	5.037	68.23	1:52.353	6	20	7
14	6	J	9	Kian BUSA	Kawasaki 400 NINJA - iActiveRC	6	11:30.468	39.330	0.411	68.19	1:52.596	6	14	0
15	175	J	10	Mason GREASLEY	Kawasaki NINJA 300 - Frame fast	6	11:30.644	39.506	0.176	68.18	1:52.247	6	12	-3
16	96	J	11	Kobe PERRY	-	6	11:30.793	39.655	0.149	68.16	1:51.557	5	16	0
17	0	S	6	Dave CATLING	Kawasaki NINJA - JSL Builders	6	11:37.071	45.933	6.278	67.55	1:53.552	4	13	-4
18	85	MZ	1	Andrew WALES	MZ ETZ 250 - Show Control International	6	11:55.095	1:03.957	18.024	65.84	1:51.268	3	23	5
19	69	MZ	2	Alexander MANN	Mz TS 250 - HS RACING	6	11:57.989	1:06.851	2.894	65.58	1:51.295	3	22	3
20	33	J	12	Patrick KLINGE	Kawasaki NINJA 400 - Klingklong Racing	6	12:10.683	1:19.545	12.694	64.44	1:59.328	4	18	-2
21	4	S	7	Nigel FRANKLIN	Kawasaki NINJA - Nigel Franklin	6	12:16.426	1:25.288	5.743	63.94	1:59.605	5	17	-4
22	13	MZ	3	Gordon RYAN	MZ 250 - Prism Work Psychology	6	12:18.557	1:27.419	2.131	63.75	1:53.997	6	29	7
23	37	MZ_R	1	Harry LAMACRAFT	MZ ETZ 250 - All Flower No Power	6	12:19.718	1:28.580	1.161	63.65	1:54.299	6	25	2
24	32	MZ	4	John ASHMEAD	Mz 250 -	6	12:31.887	1:40.749	12.169	62.62	1:56.540	2	32	8
25	56	MZ	5	Russell TURNER	MZ 250 - TT Racing	6	12:47.991	1:56.853	16.104	61.31	1:59.240	2	28	3
26	566	MZ	6	Michael WILBY	MZ ETZ 250 - Sziler UK	5	10:51.389	1 Lap	1 Lap	60.24	2:00.939	5	26	0
27	102	MZ_R	2	Caleb WRIGHT	MZ 250 ETZ - Clover Investments	5	10:52.556	1 Lap	1.167	60.13	1:59.509	3	30	3
28	166	MZ	7	Graeme LEWIS	MZ 250 - Morris Racing Lubricants #MRL	5	10:54.493	1 Lap	1.937	59.95	2:00.403	3	33	5
29	26	J	13	Brooke CHAMPION	Kawasaki 300 NINJA -	5	11:00.528	1 Lap	6.035	59.40	2:09.821	5	19	-10
30	74	MZ_R	3	Kevin LANE	MZ ETZ - Racing Lane	5	11:08.470	1 Lap	7.942	58.70	2:03.386	5	31	1

NOT CLASSIFIED

DNF	565	MZ		Louis KERSHAW	MZ 250 - Team Lucky Streetsy/Walkers Campers	4	8:09.400	2 Laps	1 Lap	64.14	1:50.654	4	24	
DNF	93	MZ_R		Hugo OLIVER	MZ 250 - Illuminate Design	1	2:50.490	5 Laps	3 Laps	46.03			27	
DNF	5	MZ		Garry SAMETT	MZ TS 250 - smallmouse	0							34	

FASTEST LAP

1	S	Phil ATKINSON	Kawasaki NINJA 400 - ROSE MOT/Q Oil Treatments	3	1:45.586	74.32 mph	119.62 kph
2	J	Kade WATT	Kawasaki NINJA 400 - 3D Racing	3	1:45.920	74.09 mph	119.24 kph
565	MZ	Louis KERSHAW	MZ 250 - Team Lucky Streetsy/Walkers Campers	4	1:50.654	70.92 mph	114.14 kph
37	MZ_R	Harry LAMACRAFT	MZ ETZ 250 - All Flower No Power	6	1:54.299	68.66 mph	110.50 kph

Comments:
Class J - 92.5% of Race Speed = 66.88 mph
Class S - 92.5% of Race Speed = 66.84 mph
Class MZ - 92.5% of Race Speed = 60.90 mph
Class MZ_R - 92.5% of Race Speed = 58.87 mph

Weather / Track : Cloudy / Dry
These results are provisional until the conclusion of any judicial and technical matters.

Date: 07/07/2024 Start: 10:54 Finish: 11:05
Cadwell Park: 2.1800 miles

Clerk Of Course:	Stewards:	Timekeeper: Craig Smith	

Results can be found at www.tsl-timing.com

Printed - 11:08 Sunday, 07 July 2024

BRITISH MOTOR CYCLE RACING CLUB | TSL SPORTS TIMING TIMING SOLUTIONS LTD | MOTORCYCLE RACING ORGANISATION MRO

BMCRC - MRO Championships 2024 - Rnd 5 @ Cadwell Park

ACU Team Green Junior Cup & Senior Ninja & BMZRC 250 MZ

RACE 3 - LAP CHART

LAP 1 @ 10:56:26.066

NO	BEHIND	LAP TIME
76		1:54.044
27	0.918	1:54.962
2	1.020	1:55.064
1	1.223	1:55.267
45	1.512	1:55.556
81	1.775	1:55.819
7	2.872	1:56.916
17	5.309	1:59.353
134	5.765	1:59.809
12	6.939	2:00.983
43	7.082	2:01.126
97	7.306	2:01.350
0	9.214	2:03.258
6	10.083	2:04.127
16	10.512	2:04.556
175	10.653	2:04.697
96	11.115	2:05.159
33	16.072	2:10.116
4	16.913	2:10.957
26	22.485	2:16.529
85	40.692	2:34.736
69	41.125	2:35.169
565	41.189	2:35.233
37	46.324	2:40.368
13	46.633	2:40.677
32	47.440	2:41.484
56	48.834	2:42.878
566	49.904	2:43.948
166	51.541	2:45.585
102	54.550	2:48.594
74	55.042	2:49.086
93	56.446	2:50.490

LAP 2 @ 10:58:14.336

NO	BEHIND	LAP TIME
76		1:48.270
1	0.336	1:47.383
2	0.546	1:47.796
27	2.022	1:49.374
81	2.313	1:48.808
45	2.421	1:49.179
7	2.893	1:48.291
17	7.487	1:50.448
134	10.885	1:53.390
43	11.075	1:52.263
97	11.179	1:52.143
12	11.742	1:53.073
6	15.414	1:53.601
16	16.557	1:54.315
175	16.943	1:54.560
0	17.945	1:57.001
96	18.552	1:55.707
33	27.984	2:00.182
4	30.506	2:01.863
85	45.541	1:53.119
565	45.638	1:52.719
69	46.401	1:53.546
26	46.503	2:12.288
13	54.709	1:56.346
37	54.814	1:56.760
32	55.710	1:56.540
56	59.804	1:59.240
566	1:03.823	2:02.189
166	1:04.315	2:01.044
102	1:07.401	2:01.121
74	1:11.849	2:05.077

LAP 3 @ 11:00:00.258

NO	BEHIND	LAP TIME
1		1:45.586
2	0.544	1:45.920
76	1.526	1:47.448
81	4.520	1:48.129
27	4.605	1:48.505
45	4.710	1:48.211
7	5.356	1:48.385
17	12.952	1:51.387
97	15.914	1:50.657
134	17.937	1:52.974
43	18.051	1:52.898
12	18.137	1:52.317
6	23.170	1:53.678
16	23.873	1:53.238
175	24.132	1:53.111
96	25.850	1:53.220
0	27.422	1:55.399
33	42.466	2:00.404
4	47.597	2:03.013
565	50.510	1:50.794
85	50.887	1:51.268
69	51.774	1:51.295
37	1:04.868	1:55.976
13	1:04.904	1:56.117
32	1:07.521	1:57.733
26	1:11.571	2:10.990
56	1:14.337	2:00.455
166	1:18.796	2:00.403
566	1:20.193	2:02.292
102	1:20.988	1:59.509
74	1:31.880	2:05.953

LAP 4 @ 11:01:47.656

NO	BEHIND	LAP TIME
2		1:46.854
1	0.116	1:47.514
76	0.222	1:46.094
45	4.782	1:47.470
27	5.688	1:48.481
7	5.850	1:47.892
81	6.163	1:49.041
17	16.696	1:51.142
97	18.747	1:50.231
12	22.234	1:51.495
134	23.535	1:52.996
43	23.663	1:53.010
16	29.075	1:52.600
6	29.609	1:53.837
175	29.969	1:53.235
96	31.654	1:53.202
0	33.576	1:53.552
565	53.766	1:50.654
33	54.396	1:59.328
85	54.784	1:51.295
69	57.550	1:53.174
4	1:01.548	2:01.349
13	1:14.085	1:56.579
37	1:14.166	1:56.696
32	1:18.905	1:58.782
56	1:28.345	2:01.406
566	1:34.816	2:02.021
166	1:34.912	2:03.514
26	1:35.073	2:10.900
102	1:35.494	2:01.904

LAP 5 @ 11:03:35.402

NO	BEHIND	LAP TIME
2		1:47.746
76	0.084	1:47.608
1	1.054	1:48.684
74	1 Lap	2:04.968
45	4.639	1:47.603
81	4.852	1:46.435
7	5.104	1:47.000
27	6.499	1:48.557
17	19.596	1:50.646
97	19.929	1:48.928
12	24.950	1:50.462
43	27.920	1:52.003
134	28.646	1:52.857
16	34.324	1:52.995
6	34.492	1:52.629
175	35.017	1:52.794
96	35.465	1:51.557
0	39.800	1:53.970
85	58.763	1:51.725
69	1:02.605	1:52.801
33	1:07.134	2:00.484
4	1:13.407	1:59.605
13	1:21.180	1:54.841
37	1:22.039	1:55.619
32	1:29.920	1:58.761
56	1:41.957	2:01.358

LAP 6 @ 11:05:23.160

NO	BEHIND	LAP TIME
76		1:47.674
566	1 Lap	2:00.939
1	0.337	1:47.041
102	1 Lap	2:01.428
2	2.611	1:50.369
166	1 Lap	2:03.947
45	5.534	1:48.653
81	5.575	1:48.481
7	5.775	1:48.429
27	7.366	1:48.625
26	1 Lap	2:09.821
74	1 Lap	2:03.386
97	21.683	1:49.512
17	22.370	1:50.532
12	27.719	1:50.527
134	33.669	1:52.781
43	33.882	1:53.720
16	38.919	1:52.353
6	39.330	1:52.596
175	39.506	1:52.247
96	39.655	1:51.948
0	45.933	1:53.891
85	1:03.957	1:52.952
69	1:06.851	1:52.004
33	1:19.545	2:00.169
4	1:25.288	1:59.639
13	1:27.419	1:53.997
37	1:28.580	1:54.299
32	1:40.749	1:58.587
56	1:56.853	2:02.654

Weather / Track : Cloudy / Dry

Cadwell Park: 2.1800 miles
Date: 07/07/2024 Start: 10:54 Finish: 11:05

Results can be found at www.tsl-timing.com

Printed - 11:08 Sunday, 07 July 2024

BMCRC - MRO Championships 2024 - Rnd 5 @ Cadwell Park

ACU Team Green Junior Cup & Senior Ninja & BMZRC 250 MZ

RACE 3 - POSITION CHART

No	Name	Lap / Pos	1	2	3	4	5	6
27	BROWN	1	76	76	1	2	2	76
45	MACKENZIE	2	27	1	2	1	76	1
76	WILKINSON	3	2	2	76	76	1	2
2	WATT	4	1	27	81	45	45	45
81	SIMS	5	45	81	27	27	81	81
1	ATKINSON	6	81	45	45	7	7	7
134	SKAYMAN	7	7	7	7	81	27	27
7	ROOKER	8	17	17	17	17	17	97
97	MANN	9	134	134	97	97	97	17
17	BUSA	10	12	43	134	12	12	12
12	RAMSEY	11	43	97	43	134	43	134
175	GREASLEY	12	97	12	12	43	134	43
0	CATLING	13	0	6	6	16	16	16
6	BUSA	14	6	16	16	6	6	6
43	SWARBRICK	15	16	175	175	175	175	175
96	PERRY	16	175	0	96	96	96	96
4	FRANKLIN	17	96	96	0	0	0	0
33	KLINGE	18	33	33	33	565	85	85
26	CHAMPION	19	4	4	4	33	69	69
16	LAYTON	20	26	85	565	85	33	33
69	MANN	21	85	565	85	69	4	4
85	WALES	22	69	69	69	4	13	13
565	KERSHAW	23	565	26	37	13	37	37
37	LAMACRAFT	24	37	13	13	37	32	32
566	WILBY	25	13	37	32	32	56	56
93	OLIVER	26	32	32	26	56	566	
56	TURNER	27	56	56	56	566	102	
13	RYAN	28	566	566	166	166	166	
102	WRIGHT	29	166	166	566	26	26	
74	LANE	30	102	102	102	102	74	
32	ASHMEAD	31	74	74	74	74		
166	LEWIS	32	93					
5	SAMETT	33						

Weather / Track : Cloudy / Dry

Cadwell Park: 2.1800 miles
Date: 07/07/2024 Start: 10:54 Finish: 11:05

Results can be found at www.tsl-timing.com

Printed - 11:08 Sunday, 07 July 2024

BMCRC - MRO Championships 2024 - Rnd 5 @ Cadwell Park

ACU Team Green Junior Cup & Senior Ninja & BMZRC 250 MZ

RACE 3 - SECTOR ANALYSIS

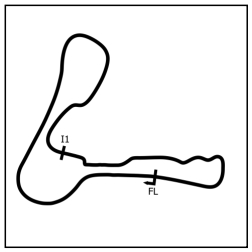

SECTOR 1 = FL to I1, SECTOR 2 = I1 to FL, DIFF = Difference To Personal Best Lap, P = Crossed Finish Line in Pit Lane, D = Time Disallowed

P1 76 J Luca WILKINSON Kawasaki NINJA400 - RD Racing

IDEAL LAP TIME : 1:46.094 BEST LAP TIME : 1:46.094 DIFFERENCE : 0.000

LAP	SECTOR 1	SECTOR 2	LAP TIME	MPH	DIFF	TIME OF DAY
1 -		44.799	1:54.044	68.81	7.950	10:56:26.066
2 -	1:03.649	44.621	1:48.270	72.48	2.176	10:58:14.336
3 -	1:03.400	44.048	1:47.448 (2)	73.04	1.354	11:00:01.784
4 -	***1:02.217***	***43.877***	***1:46.094 (1)***	***73.97***		***11:01:47.878***
5 -	1:03.203	44.405	1:47.608 (3)	72.93	1.514	11:03:35.486
6 -	1:03.090	44.584	1:47.674	72.88	1.580	11:05:23.160

P2 1 S Phil ATKINSON Kawasaki NINJA 400 - ROSE MOT/Q Oil Treatments

IDEAL LAP TIME : 1:45.586 BEST LAP TIME : 1:45.586 DIFFERENCE : 0.000

LAP	SECTOR 1	SECTOR 2	LAP TIME	MPH	DIFF	TIME OF DAY
1 -		45.256	1:55.267	68.08	9.681	10:56:27.289
2 -	1:03.484	43.899	1:47.383 (3)	73.08	1.797	10:58:14.672
3 -	***1:01.996***	***43.590***	***1:45.586 (1)***	***74.32***		***11:00:00.258***
4 -	1:03.429	44.085	1:47.514	72.99	1.928	11:01:47.772
5 -	1:03.541	45.143	1:48.684	72.20	3.098	11:03:36.456
6 -	1:02.414	44.627	1:47.041 (2)	73.31	1.455	11:05:23.497

P3 2 J Kade WATT Kawasaki NINJA 400 - 3D Racing

IDEAL LAP TIME : 1:45.920 BEST LAP TIME : 1:45.920 DIFFERENCE : 0.000

LAP	SECTOR 1	SECTOR 2	LAP TIME	MPH	DIFF	TIME OF DAY
1 -		45.206	1:55.064	68.20	9.144	10:56:27.086
2 -	1:03.524	44.272	1:47.796	72.80	1.876	10:58:14.882
3 -	***1:02.377***	***43.543***	***1:45.920 (1)***	***74.09***		***11:00:00.802***
4 -	1:02.773	44.081	1:46.854 (2)	73.44	0.934	11:01:47.656
5 -	1:03.183	44.563	1:47.746 (3)	72.83	1.826	11:03:35.402
6 -	1:03.114	47.255	1:50.369	71.10	4.449	11:05:25.771

P4 45 J Marley MACKENZIE Kawasaki NINJA - Kirkcaldy Kawasaki, ELPM

IDEAL LAP TIME : 1:47.437 BEST LAP TIME : 1:47.470 DIFFERENCE : 0.033

LAP	SECTOR 1	SECTOR 2	LAP TIME	MPH	DIFF	TIME OF DAY
1 -		45.071	1:55.556	67.91	8.086	10:56:27.578
2 -	1:04.300	44.879	1:49.179	71.88	1.709	10:58:16.757
3 -	1:03.624	44.587	1:48.211 (3)	72.52	0.741	11:00:04.968
4 -	1:03.581	***43.889***	***1:47.470 (1)***	***73.02***		***11:01:52.438***
5 -	***1:03.548***	44.055	1:47.603 (2)	72.93	0.133	11:03:40.041
6 -	1:04.033	44.620	1:48.653	72.23	1.183	11:05:28.694

P5 81 J Ollie SIMS Kawasaki NINJA 400 - Motorbodies Weston ltd

IDEAL LAP TIME : 1:46.435 BEST LAP TIME : 1:46.435 DIFFERENCE : 0.000

LAP	SECTOR 1	SECTOR 2	LAP TIME	MPH	DIFF	TIME OF DAY
1 -		45.189	1:55.819	67.76	9.384	10:56:27.841
2 -	1:03.816	44.992	1:48.808	72.12	2.373	10:58:16.649
3 -	1:03.564	44.565	1:48.129 (2)	72.58	1.694	11:00:04.778
4 -	1:04.681	44.360	1:49.041	71.97	2.606	11:01:53.819
5 -	***1:02.596***	***43.839***	***1:46.435 (1)***	***73.73***		***11:03:40.254***
6 -	1:03.991	44.490	1:48.481 (3)	72.34	2.046	11:05:28.735

P6 7 J Travis ROOKER Kawasaki NINJA 400 - Swedish car connection

IDEAL LAP TIME : 1:47.000 BEST LAP TIME : 1:47.000 DIFFERENCE : 0.000

LAP	SECTOR 1	SECTOR 2	LAP TIME	MPH	DIFF	TIME OF DAY
1 -		44.802	1:56.916	67.12	9.916	10:56:28.938
2 -	1:04.040	44.251	1:48.291 (3)	72.47	1.291	10:58:17.229
3 -	1:03.468	44.917	1:48.385	72.40	1.385	11:00:05.614
4 -	1:03.443	44.449	1:47.892 (2)	72.74	0.892	11:01:53.506
5 -	***1:03.212***	***43.788***	***1:47.000 (1)***	***73.34***		***11:03:40.506***
6 -	1:03.874	44.555	1:48.429	72.37	1.429	11:05:28.935

Weather / Track : Cloudy / Dry

Cadwell Park: 2.1800 miles
Date: 07/07/2024 Start: 10:54 Finish: 11:05

BMCRC - MRO Championships 2024 - Rnd 5 @ Cadwell Park

ACU Team Green Junior Cup & Senior Ninja & BMZRC 250 MZ

RACE 3 - SECTOR ANALYSIS

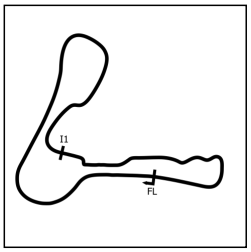

SECTOR 1 = FL to I1, SECTOR 2 = I1 to FL, DIFF = Difference To Personal Best Lap, P = Crossed Finish Line in Pit Lane, D = Time Disallowed

P7 27 S Ben BROWN — Kawasaki NINJA 400 - Hunts Motorcycles

IDEAL LAP TIME : 1:47.873 BEST LAP TIME : 1:48.481 DIFFERENCE : 0.608

LAP	SECTOR 1	SECTOR 2	LAP TIME	MPH	DIFF	TIME OF DAY
1 -		45.234	1:54.962	68.26	6.481	10:56:26.984
2 -	1:04.387	44.987	1:49.374	71.75	0.893	10:58:16.358
3 -	***1:03.470***	45.035	1:48.505 **(2)**	72.32	0.024	11:00:04.863
4 -	1:04.078	***44.403***	***1:48.481*** **(1)**	***72.34***		***11:01:53.344***
5 -	1:03.813	44.744	1:48.557 **(3)**	72.29	0.076	11:03:41.901
6 -	1:03.480	45.145	1:48.625	72.24	0.144	11:05:30.526

P8 97 S Alex MANN — Kawasaki Ninja - Michael Jones Jeweller, Esprit Group, Eastgate

IDEAL LAP TIME : 1:48.626 BEST LAP TIME : 1:48.928 DIFFERENCE : 0.302

LAP	SECTOR 1	SECTOR 2	LAP TIME	MPH	DIFF	TIME OF DAY
1 -		46.476	2:01.350	64.67	12.422	10:56:33.372
2 -	1:05.613	46.530	1:52.143	69.98	3.215	10:58:25.515
3 -	1:05.272	45.385	1:50.657	70.92	1.729	11:00:16.172
4 -	1:05.019	45.212	1:50.231 **(3)**	71.19	1.303	11:02:06.403
5 -	1:04.348	***44.580***	***1:48.928*** **(1)**	***72.04***		***11:03:55.331***
6 -	***1:04.046***	45.466	1:49.512 **(2)**	71.66	0.584	11:05:44.843

P9 17 S Daryn BUSA — Kawasaki NINJA 400 - iActiveRC

IDEAL LAP TIME : 1:50.448 BEST LAP TIME : 1:50.448 DIFFERENCE : 0.000

LAP	SECTOR 1	SECTOR 2	LAP TIME	MPH	DIFF	TIME OF DAY
1 -		46.666	1:59.353	65.75	8.905	10:56:31.375
2 -	***1:04.883***	***45.565***	***1:50.448*** **(1)**	***71.05***		***10:58:21.823***
3 -	1:05.395	45.992	1:51.387	70.45	0.939	11:00:13.210
4 -	1:05.482	45.660	1:51.142	70.61	0.694	11:02:04.352
5 -	1:05.049	45.597	1:50.646 **(3)**	70.92	0.198	11:03:54.998
6 -	1:04.937	45.595	1:50.532 **(2)**	71.00	0.084	11:05:45.530

P10 12 J Kees RAMSEY — Kawasaki NINJA 400 -

IDEAL LAP TIME : 1:50.192 BEST LAP TIME : 1:50.462 DIFFERENCE : 0.270

LAP	SECTOR 1	SECTOR 2	LAP TIME	MPH	DIFF	TIME OF DAY
1 -		47.025	2:00.983	64.86	10.521	10:56:33.005
2 -	1:06.322	46.751	1:53.073	69.40	2.611	10:58:26.078
3 -	1:06.118	46.199	1:52.317	69.87	1.855	11:00:18.395
4 -	1:05.671	45.824	1:51.495 **(3)**	70.38	1.033	11:02:09.890
5 -	1:04.923	***45.539***	***1:50.462*** **(1)**	***71.04***		***11:04:00.352***
6 -	***1:04.653***	45.874	1:50.527 **(2)**	71.00	0.065	11:05:50.879

P11 134 J Toby SKAYMAN — Kawasaki EX300 - D & A Home Solutions

IDEAL LAP TIME : 1:52.379 BEST LAP TIME : 1:52.781 DIFFERENCE : 0.402

LAP	SECTOR 1	SECTOR 2	LAP TIME	MPH	DIFF	TIME OF DAY
1 -		47.583	1:59.809	65.50	7.028	10:56:31.831
2 -	1:06.042	47.348	1:53.390	69.21	0.609	10:58:25.221
3 -	1:05.864	47.110	1:52.974 **(3)**	69.46	0.193	11:00:18.195
4 -	1:06.020	46.976	1:52.996	69.45	0.215	11:02:11.191
5 -	***1:05.829***	47.028	1:52.857 **(2)**	69.53	0.076	11:04:04.048
6 -	1:06.231	***46.550***	***1:52.781*** **(1)**	***69.58***		***11:05:56.829***

P12 43 S Mark SWARBRICK — Kawasaki NINJA 400 -

IDEAL LAP TIME : 1:51.959 BEST LAP TIME : 1:52.003 DIFFERENCE : 0.044

LAP	SECTOR 1	SECTOR 2	LAP TIME	MPH	DIFF	TIME OF DAY
1 -		46.798	2:01.126	64.79	9.123	10:56:33.148
2 -	***1:05.480***	46.783	1:52.263 **(2)**	69.90	0.260	10:58:25.411
3 -	1:06.050	46.848	1:52.898 **(3)**	69.51	0.895	11:00:18.309
4 -	1:06.182	46.828	1:53.010	69.44	1.007	11:02:11.319
5 -	1:05.524	***46.479***	***1:52.003*** **(1)**	***70.07***		***11:04:03.322***
6 -	1:06.862	46.858	1:53.720	69.01	1.717	11:05:57.042

Weather / Track : Cloudy / Dry

Cadwell Park: 2.1800 miles
Date: 07/07/2024 Start: 10:54 Finish: 11:05

BMCRC - MRO Championships 2024 - Rnd 5 @ Cadwell Park

ACU Team Green Junior Cup & Senior Ninja & BMZRC 250 MZ

RACE 3 - SECTOR ANALYSIS

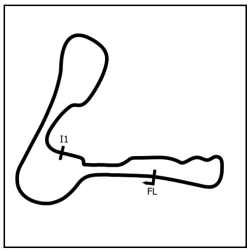

SECTOR 1 = FL to I1, SECTOR 2 = I1 to FL, DIFF = Difference To Personal Best Lap, P = Crossed Finish Line in Pit Lane, D = Time Disallowed

P13 16 J Aleisha LAYTON Kawasaki NINJA 400 -

IDEAL LAP TIME : 1:52.192 BEST LAP TIME : 1:52.353 DIFFERENCE : 0.161

LAP	SECTOR 1	SECTOR 2	LAP TIME	MPH	DIFF	TIME OF DAY
1 -		48.298	2:04.556	63.00	12.203	10:56:36.578
2 -	1:06.732	47.583	1:54.315	68.65	1.962	10:58:30.893
3 -	1:05.980	47.258	1:53.238	69.30	0.885	11:00:24.131
4 -	1:05.678	***46.922***	1:52.600 **(2)**	69.69	0.247	11:02:16.731
5 -	1:05.672	47.323	1:52.995 **(3)**	69.45	0.642	11:04:09.726
6 -	***1:05.270***	47.083	***1:52.353*** **(1)**	***69.85***		***11:06:02.079***

P14 6 J Kian BUSA Kawasaki 400 NINJA - iActiveRC

IDEAL LAP TIME : 1:52.298 BEST LAP TIME : 1:52.596 DIFFERENCE : 0.298

LAP	SECTOR 1	SECTOR 2	LAP TIME	MPH	DIFF	TIME OF DAY
1 -		49.711	2:04.127	63.22	11.531	10:56:36.149
2 -	1:06.558	***47.043***	1:53.601 **(3)**	69.08	1.005	10:58:29.750
3 -	1:06.292	47.386	1:53.678	69.03	1.082	11:00:23.428
4 -	1:06.794	***47.043***	1:53.837	68.94	1.241	11:02:17.265
5 -	***1:05.255***	47.374	1:52.629 **(2)**	69.68	0.033	11:04:09.894
6 -	1:05.306	47.290	***1:52.596*** **(1)**	***69.70***		***11:06:02.490***

P15 175 J Mason GREASLEY Kawasaki NINJA 300 - Frame fast

IDEAL LAP TIME : 1:52.247 BEST LAP TIME : 1:52.247 DIFFERENCE : 0.000

LAP	SECTOR 1	SECTOR 2	LAP TIME	MPH	DIFF	TIME OF DAY
1 -		48.606	2:04.697	62.93	12.450	10:56:36.719
2 -	1:07.450	47.110	1:54.560	68.50	2.313	10:58:31.279
3 -	1:05.875	47.236	1:53.111 **(3)**	69.38	0.864	11:00:24.390
4 -	1:06.185	47.050	1:53.235	69.30	0.988	11:02:17.625
5 -	1:05.645	47.149	1:52.794 **(2)**	69.57	0.547	11:04:10.419
6 -	***1:05.243***	***47.004***	***1:52.247*** **(1)**	***69.91***		***11:06:02.666***

P16 96 J Kobe PERRY -

IDEAL LAP TIME : 1:50.927 BEST LAP TIME : 1:51.557 DIFFERENCE : 0.630

LAP	SECTOR 1	SECTOR 2	LAP TIME	MPH	DIFF	TIME OF DAY
1 -		48.757	2:05.159	62.70	13.602	10:56:37.181
2 -	1:07.368	48.339	1:55.707	67.82	4.150	10:58:32.888
3 -	1:06.726	46.494	1:53.220	69.31	1.663	11:00:26.108
4 -	1:06.953	46.249	1:53.202 **(3)**	69.32	1.645	11:02:19.310
5 -	1:05.970	***45.587***	***1:51.557*** **(1)**	***70.35***		***11:04:10.867***
6 -	***1:05.340***	46.608	1:51.948 **(2)**	70.10	0.391	11:06:02.815

P17 0 S Dave CATLING Kawasaki NINJA - JSL Builders

IDEAL LAP TIME : 1:53.552 BEST LAP TIME : 1:53.552 DIFFERENCE : 0.000

LAP	SECTOR 1	SECTOR 2	LAP TIME	MPH	DIFF	TIME OF DAY
1 -		47.547	2:03.258	63.67	9.706	10:56:35.280
2 -	1:09.031	47.970	1:57.001	67.07	3.449	10:58:32.281
3 -	1:08.035	47.364	1:55.399	68.00	1.847	11:00:27.680
4 -	***1:06.686***	***46.866***	***1:53.552*** **(1)**	***69.11***		***11:02:21.232***
5 -	1:07.064	46.906	1:53.970 **(3)**	68.86	0.418	11:04:15.202
6 -	1:06.866	47.025	1:53.891 **(2)**	68.90	0.339	11:06:09.093

P18 85 MZ Andrew WALES MZ ETZ 250 - Show Control International

IDEAL LAP TIME : 1:50.608 BEST LAP TIME : 1:51.268 DIFFERENCE : 0.660

LAP	SECTOR 1	SECTOR 2	LAP TIME	MPH	DIFF	TIME OF DAY
1 -		46.698	2:34.736	50.71	43.468	10:57:06.758
2 -	1:06.218	46.901	1:53.119	69.37	1.851	10:58:59.877
3 -	1:05.491	***45.777***	***1:51.268*** **(1)**	***70.53***		***11:00:51.145***
4 -	1:05.100	46.195	1:51.295 **(2)**	70.51	0.027	11:02:42.440
5 -	***1:04.831***	46.894	1:51.725 **(3)**	70.24	0.457	11:04:34.165
6 -	1:06.746	46.206	1:52.952	69.48	1.684	11:06:27.117

Weather / Track : Cloudy / Dry

Cadwell Park: 2.1800 miles
Date: 07/07/2024 Start: 10:54 Finish: 11:05

BMCRC - MRO Championships 2024 - Rnd 5 @ Cadwell Park

ACU Team Green Junior Cup & Senior Ninja & BMZRC 250 MZ

RACE 3 - SECTOR ANALYSIS

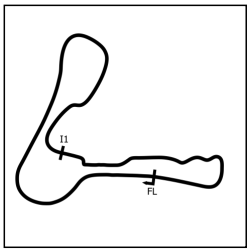

SECTOR 1 = FL to I1, SECTOR 2 = I1 to FL, DIFF = Difference To Personal Best Lap, P = Crossed Finish Line in Pit Lane, D = Time Disallowed

P19 69 MZ Alexander MANN — Mz TS 250 - HS RACING

IDEAL LAP TIME : 1:51.295 BEST LAP TIME : 1:51.295 DIFFERENCE : 0.000

LAP	SECTOR 1	SECTOR 2	LAP TIME	MPH	DIFF	TIME OF DAY
1 -		47.305	2:35.169	50.57	43.874	10:57:07.191
2 -	1:06.229	47.317	1:53.546	69.11	2.251	10:59:00.737
3 -	***1:05.087***	***46.208***	***1:51.295 (1)***	***70.51***		***11:00:52.032***
4 -	1:06.604	46.570	1:53.174	69.34	1.879	11:02:45.206
5 -	1:05.973	46.828	1:52.801 (3)	69.57	1.506	11:04:38.007
6 -	1:05.452	46.552	1:52.004 (2)	70.06	0.709	11:06:30.011

P20 33 J Patrick KLINGE — Kawasaki NINJA 400 - Klingklong Racing

IDEAL LAP TIME : 1:59.328 BEST LAP TIME : 1:59.328 DIFFERENCE : 0.000

LAP	SECTOR 1	SECTOR 2	LAP TIME	MPH	DIFF	TIME OF DAY
1 -		51.810	2:10.116	60.31	10.788	10:56:42.138
2 -	1:09.398	50.784	2:00.182 (3)	65.30	0.854	10:58:42.320
3 -	1:09.765	50.639	2:00.404	65.18	1.076	11:00:42.724
4 -	***1:08.842***	***50.486***	***1:59.328 (1)***	***65.76***		***11:02:42.052***
5 -	1:09.105	51.379	2:00.484	65.13	1.156	11:04:42.536
6 -	1:09.049	51.120	2:00.169 (2)	65.30	0.841	11:06:42.705

P21 4 S Nigel FRANKLIN — Kawasaki NINJA - Nigel Franklin

IDEAL LAP TIME : 1:59.505 BEST LAP TIME : 1:59.605 DIFFERENCE : 0.100

LAP	SECTOR 1	SECTOR 2	LAP TIME	MPH	DIFF	TIME OF DAY
1 -		50.685	2:10.957	59.92	11.352	10:56:42.979
2 -	1:11.564	50.299	2:01.863	64.40	2.258	10:58:44.842
3 -	1:12.174	50.839	2:03.013	63.79	3.408	11:00:47.855
4 -	1:11.218	50.131	2:01.349 (3)	64.67	1.744	11:02:49.204
5 -	***1:10.511***	49.094	***1:59.605 (1)***	***65.61***		***11:04:48.809***
6 -	1:10.645	***48.994***	1:59.639 (2)	65.59	0.034	11:06:48.448

P22 13 MZ Gordon RYAN — MZ 250 - Prism Work Psychology

IDEAL LAP TIME : 1:53.997 BEST LAP TIME : 1:53.997 DIFFERENCE : 0.000

LAP	SECTOR 1	SECTOR 2	LAP TIME	MPH	DIFF	TIME OF DAY
1 -		47.900	2:40.677	48.84	46.680	10:57:12.699
2 -	1:08.043	48.303	1:56.346	67.45	2.349	10:59:09.045
3 -	1:08.913	47.204	1:56.117 (3)	67.58	2.120	11:01:05.162
4 -	1:09.029	47.550	1:56.579	67.31	2.582	11:03:01.741
5 -	1:07.679	47.162	1:54.841 (2)	68.33	0.844	11:04:56.582
6 -	***1:07.258***	***46.739***	***1:53.997 (1)***	***68.84***		***11:06:50.579***

P23 37 MZ_R Harry LAMACRAFT — MZ ETZ 250 - All Flower No Power

IDEAL LAP TIME : 1:54.299 BEST LAP TIME : 1:54.299 DIFFERENCE : 0.000

LAP	SECTOR 1	SECTOR 2	LAP TIME	MPH	DIFF	TIME OF DAY
1 -		48.187	2:40.368	48.93	46.069	10:57:12.390
2 -	1:08.060	48.700	1:56.760	67.21	2.461	10:59:09.150
3 -	1:08.028	47.948	1:55.976 (3)	67.66	1.677	11:01:05.126
4 -	1:08.766	47.930	1:56.696	67.25	2.397	11:03:01.822
5 -	1:07.865	47.754	1:55.619 (2)	67.87	1.320	11:04:57.441
6 -	***1:07.392***	***46.907***	***1:54.299 (1)***	***68.66***		***11:06:51.740***

P24 32 MZ John ASHMEAD — Mz 250 -

IDEAL LAP TIME : 1:56.462 BEST LAP TIME : 1:56.540 DIFFERENCE : 0.078

LAP	SECTOR 1	SECTOR 2	LAP TIME	MPH	DIFF	TIME OF DAY
1 -		***48.198***	2:41.484	48.59	44.944	10:57:13.506
2 -	***1:08.264***	48.276	***1:56.540 (1)***	***67.34***		***10:59:10.046***
3 -	1:08.854	48.879	1:57.733 (2)	66.65	1.193	11:01:07.779
4 -	1:09.890	48.892	1:58.782	66.07	2.242	11:03:06.561
5 -	1:09.705	49.056	1:58.761	66.08	2.221	11:05:05.322
6 -	1:10.148	48.439	1:58.587 (3)	66.17	2.047	11:07:03.909

Weather / Track : Cloudy / Dry

Cadwell Park: 2.1800 miles
Date: 07/07/2024 Start: 10:54 Finish: 11:05

BMCRC - MRO Championships 2024 - Rnd 5 @ Cadwell Park

ACU Team Green Junior Cup & Senior Ninja & BMZRC 250 MZ

RACE 3 - SECTOR ANALYSIS

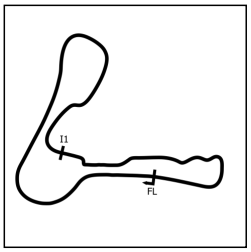

SECTOR 1 = FL to I1, SECTOR 2 = I1 to FL, DIFF = Difference To Personal Best Lap, P = Crossed Finish Line in Pit Lane, D = Time Disallowed

P25 56 MZ Russell TURNER MZ 250 - TT Racing

IDEAL LAP TIME : 1:58.079 BEST LAP TIME : 1:59.240 DIFFERENCE : 1.161

LAP	SECTOR 1	SECTOR 2	LAP TIME	MPH	DIFF	TIME OF DAY
1 -		***48.947***	2:42.878	48.18	43.638	10:57:14.900
2 -	***1:09.132***	50.108	***1:59.240*** **(1)**	***65.81***		***10:59:14.140***
3 -	1:10.575	49.880	2:00.455 **(2)**	65.15	1.215	11:01:14.595
4 -	1:10.389	51.017	2:01.406	64.64	2.166	11:03:16.001
5 -	1:11.285	50.073	2:01.358 **(3)**	64.66	2.118	11:05:17.359
6 -	1:11.973	50.681	2:02.654	63.98	3.414	11:07:20.013

P26 566 MZ Michael WILBY MZ ETZ 250 - Sziler UK

IDEAL LAP TIME : 2:00.039 BEST LAP TIME : 2:00.939 DIFFERENCE : 0.900

LAP	SECTOR 1	SECTOR 2	LAP TIME	MPH	DIFF	TIME OF DAY
1 -		49.472	2:43.948	47.86	43.009	10:57:15.970
2 -	1:12.100	50.089	2:02.189 **(3)**	64.22	1.250	10:59:18.159
3 -	1:12.660	49.632	2:02.292	64.17	1.353	11:01:20.451
4 -	***1:10.840***	51.181	2:02.021 **(2)**	64.31	1.082	11:03:22.472
5 -	1:11.740	***49.199***	***2:00.939*** **(1)**	***64.89***		***11:05:23.411***

P27 102 MZ_R Caleb WRIGHT MZ 250 ETZ - Clover Investments

IDEAL LAP TIME : 1:59.464 BEST LAP TIME : 1:59.509 DIFFERENCE : 0.045

LAP	SECTOR 1	SECTOR 2	LAP TIME	MPH	DIFF	TIME OF DAY
1 -		52.952	2:48.594	46.55	49.085	10:57:20.616
2 -	1:11.075	50.046	2:01.121 **(2)**	64.79	1.612	10:59:21.737
3 -	***1:09.895***	49.614	***1:59.509*** **(1)**	***65.66***		***11:01:21.246***
4 -	1:11.299	50.605	2:01.904	64.37	2.395	11:03:23.150
5 -	1:11.859	***49.569***	2:01.428 **(3)**	64.63	1.919	11:05:24.578

P28 166 MZ Graeme LEWIS MZ 250 - Morris Racing Lubricants #MRL

IDEAL LAP TIME : 1:59.969 BEST LAP TIME : 2:00.403 DIFFERENCE : 0.434

LAP	SECTOR 1	SECTOR 2	LAP TIME	MPH	DIFF	TIME OF DAY
1 -		***49.602***	2:45.585	47.39	45.182	10:57:17.607
2 -	1:11.202	49.842	2:01.044 **(2)**	64.83	0.641	10:59:18.651
3 -	***1:10.367***	50.036	***2:00.403*** **(1)**	***65.18***		***11:01:19.054***
4 -	1:12.899	50.615	2:03.514 **(3)**	63.53	3.111	11:03:22.568
5 -	1:13.914	50.033	2:03.947	63.31	3.544	11:05:26.515

P29 26 J Brooke CHAMPION Kawasaki 300 NINJA -

IDEAL LAP TIME : 2:09.146 BEST LAP TIME : 2:09.821 DIFFERENCE : 0.675

LAP	SECTOR 1	SECTOR 2	LAP TIME	MPH	DIFF	TIME OF DAY
1 -		53.200	2:16.529	57.48	6.708	10:56:48.551
2 -	1:18.556	53.732	2:12.288	59.32	2.467	10:59:00.839
3 -	1:18.182	***52.808***	2:10.990 **(3)**	59.91	1.169	11:01:11.829
4 -	1:17.895	53.005	2:10.900 **(2)**	59.95	1.079	11:03:22.729
5 -	***1:16.338***	53.483	***2:09.821*** **(1)**	***60.45***		***11:05:32.550***

P30 74 MZ_R Kevin LANE MZ ETZ - Racing Lane

IDEAL LAP TIME : 2:03.386 BEST LAP TIME : 2:03.386 DIFFERENCE : 0.000

LAP	SECTOR 1	SECTOR 2	LAP TIME	MPH	DIFF	TIME OF DAY
1 -		52.143	2:49.086	46.41	45.700	10:57:21.108
2 -	1:13.196	51.881	2:05.077 **(3)**	62.74	1.691	10:59:26.185
3 -	1:14.250	51.703	2:05.953	62.30	2.567	11:01:32.138
4 -	1:13.756	51.212	2:04.968 **(2)**	62.80	1.582	11:03:37.106
5 -	***1:12.185***	***51.201***	***2:03.386*** **(1)**	***63.60***		***11:05:40.492***

Weather / Track : Cloudy / Dry

Cadwell Park: 2.1800 miles
Date: 07/07/2024 Start: 10:54 Finish: 11:05

BMCRC - MRO Championships 2024 - Rnd 5 @ Cadwell Park

ACU Team Green Junior Cup & Senior Ninja & BMZRC 250 MZ

RACE 3 - SECTOR ANALYSIS

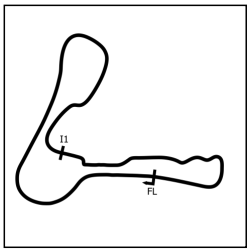

SECTOR 1 = FL to I1, SECTOR 2 = I1 to FL, DIFF = Difference To Personal Best Lap, P = Crossed Finish Line in Pit Lane, D = Time Disallowed

P31 565 MZ Louis KERSHAW MZ 250 - Team Lucky Streetsy/Walkers Campers

IDEAL LAP TIME : 1:50.511 BEST LAP TIME : 1:50.654 DIFFERENCE : 0.143

LAP	SECTOR 1	SECTOR 2	LAP TIME	MPH	DIFF	TIME OF DAY
1 -		46.476	2:35.233	50.55	44.579	10:57:07.255
2 -	1:05.640	47.079	1:52.719 **(3)**	69.62	2.065	10:58:59.974
3 -	1:05.213	***45.581***	1:50.794 **(2)**	70.83	0.140	11:00:50.768
4 -	***1:04.930***	45.724	***1:50.654*** **(1)**	***70.92***		***11:02:41.422***

P32 93 MZ_R Hugo OLIVER MZ 250 - Illuminate Design

IDEAL LAP TIME : 2:06.437 BEST LAP TIME : DIFFERENCE :

LAP	SECTOR 1	SECTOR 2	LAP TIME	MPH	DIFF	TIME OF DAY
1 -		***53.977***	2:50.490	46.03		10:57:22.512

BMCRC - MRO Championships 2024 - Rnd 5 @ Cadwell Park

ACU Team Green Junior Cup & Senior Ninja & BMZRC 250 MZ

RACE 3 - BEST SECTORS

SECTOR 1				SECTOR 2			IDEAL / BEST COMPARISON					
POS	NO	NAME	TIME	NO	NAME	TIME	POS	NO	NAME	IDEAL	BEST	DIFF
									PERFECT LAP	1:45.539		
1	1	ATKINSON	1:01.996	2	WATT	43.543	1	1	ATKINSON	1:45.586	1:45.586	0.000
2	76	WILKINSON	1:02.217	1	ATKINSON	43.590	2	2	WATT	1:45.920	1:45.920	0.000
3	2	WATT	1:02.377	7	ROOKER	43.788	3	76	WILKINSON	1:46.094	1:46.094	0.000
4	81	SIMS	1:02.596	81	SIMS	43.839	4	81	SIMS	1:46.435	1:46.435	0.000
5	7	ROOKER	1:03.212	76	WILKINSON	43.877	5	7	ROOKER	1:47.000	1:47.000	0.000
6	27	BROWN	1:03.470	45	MACKENZIE	43.889	6	45	MACKENZIE	1:47.437	1:47.470	0.033
7	45	MACKENZIE	1:03.548	27	BROWN	44.403	7	27	BROWN	1:47.873	1:48.481	0.608
8	97	MANN	1:04.046	97	MANN	44.580	8	97	MANN	1:48.626	1:48.928	0.302
9	12	RAMSEY	1:04.653	12	RAMSEY	45.539	9	12	RAMSEY	1:50.192	1:50.462	0.270
10	85	WALES	1:04.831	17	BUSA	45.565	10	17	BUSA	1:50.448	1:50.448	0.000
11	17	BUSA	1:04.883	565	KERSHAW	45.581	11	565	KERSHAW	1:50.511	1:50.654	0.143
12	565	KERSHAW	1:04.930	96	PERRY	45.587	12	85	WALES	1:50.608	1:51.268	0.660
13	69	MANN	1:05.087	85	WALES	45.777	13	96	PERRY	1:50.927	1:51.557	0.630
14	175	GREASLEY	1:05.243	69	MANN	46.208	14	69	MANN	1:51.295	1:51.295	0.000
15	6	BUSA	1:05.255	43	SWARBRICK	46.479	15	43	SWARBRICK	1:51.959	1:52.003	0.044
16	16	LAYTON	1:05.270	134	SKAYMAN	46.550	16	16	LAYTON	1:52.192	1:52.353	0.161
17	96	PERRY	1:05.340	13	RYAN	46.739	17	175	GREASLEY	1:52.247	1:52.247	0.000
18	43	SWARBRICK	1:05.480	0	CATLING	46.866	18	6	BUSA	1:52.298	1:52.596	0.298
19	134	SKAYMAN	1:05.829	37	LAMACRAFT	46.907	19	134	SKAYMAN	1:52.379	1:52.781	0.402
20	0	CATLING	1:06.686	16	LAYTON	46.922	20	0	CATLING	1:53.552	1:53.552	0.000
21	13	RYAN	1:07.258	175	GREASLEY	47.004	21	13	RYAN	1:53.997	1:53.997	0.000
22	37	LAMACRAFT	1:07.392	6	BUSA	47.043	22	37	LAMACRAFT	1:54.299	1:54.299	0.000
23	32	ASHMEAD	1:08.264	32	ASHMEAD	48.198	23	32	ASHMEAD	1:56.462	1:56.540	0.078
24	33	KLINGE	1:08.842	56	TURNER	48.947	24	56	TURNER	1:58.079	1:59.240	1.161
25	56	TURNER	1:09.132	4	FRANKLIN	48.994	25	33	KLINGE	1:59.328	1:59.328	0.000
26	102	WRIGHT	1:09.895	566	WILBY	49.199	26	102	WRIGHT	1:59.464	1:59.509	0.045
27	166	LEWIS	1:10.367	102	WRIGHT	49.569	27	4	FRANKLIN	1:59.505	1:59.605	0.100
28	4	FRANKLIN	1:10.511	166	LEWIS	49.602	28	166	LEWIS	1:59.969	2:00.403	0.434
29	566	WILBY	1:10.840	33	KLINGE	50.486	29	566	WILBY	2:00.039	2:00.939	0.900
30	74	LANE	1:12.185	74	LANE	51.201	30	74	LANE	2:03.386	2:03.386	0.000
31	93	OLIVER	1:12.460	26	CHAMPION	52.808	31	93	OLIVER	2:06.437		
32	26	CHAMPION	1:16.338	93	OLIVER	53.977	32	26	CHAMPION	2:09.146	2:09.821	0.675
33												

Weather / Track : Cloudy / Dry

Cadwell Park: 2.1800 miles
Date: 07/07/2024 Start: 10:54 Finish: 11:05

Results can be found at www.tsl-timing.com

Printed - 11:08 Sunday, 07 July 2024

BMCRC - MRO Championships 2024 - Rnd 5 @ Cadwell Park

ACU Team Green Junior Cup & Senior Ninja & BMZRC 250 MZ

RACE 3 - STATISTICS

Competitors Started	33
Planned Start	2024-07-07 @ 11:00:00.000
Actual Start	2024-07-07 @ 10:54:32.021
Finish Time	2024-07-07 @ 11:05:23.159
Track Length	2.1800mi.
Total Laps	180
Total Distance Covered	392.4033mi.

Session Fastest Lap History

NO	CL	NAME	LAP TIME	TIME OF DAY	LAP	VEHICLE
76	J	**Luca WILKINSON**	**1:48.270**	10:58:14.356	2	Kawasaki NINJA400
1	S	**Phil ATKINSON**	**1:47.383**	10:58:14.683	2	Kawasaki NINJA 400
1	S	**Phil ATKINSON**	**1:45.586**	11:00:00.269	3	Kawasaki NINJA 400

Session Leader History

NO	CL	NAME	FROM LAP	LAPS LED	DISTANCE	VEHICLE
76	J	**Luca WILKINSON**	1	2	4.36 miles	Kawasaki NINJA400
1	S	**Phil ATKINSON**	3	1	2.18 miles	Kawasaki NINJA 400
2	J	**Kade WATT**	4	2	4.36 miles	Kawasaki NINJA 400
76	J	**Luca WILKINSON**	6	1	2.18 miles	Kawasaki NINJA400

Flag History

TYPE	TIME OF DAY
GREEN	10:54:32.021
FINISH	11:05:23.159

Flag Statistics

TYPE	COUNT	TOTAL LAPS	TOTAL TIME
Green	1	6	13:28.594
Red	0	0	0.000
Safety Car	0	0	0.000
FCY	0	0	0.000

Weather / Track : Cloudy / Dry

Cadwell Park: 2.1800 miles
Date: 07/07/2024 Start: 10:54 Finish: 11:05

BMCRC - MRO Championships 2024 - Rnd 5 @ Cadwell Park

ACU Team Green Junior Cup & Senior Ninja & BMZRC 250 MZ

RACE 3 - STATISTICS

CLASS : J

13 Starters

Fastest Lap History

NO	NAME	LAP TIME	TIME OF DAY	LAP	VEHICLE
76	**Luca WILKINSON**	**1:48.270**	10:58:14.356	2	Kawasaki NINJA400
2	**Kade WATT**	**1:47.796**	10:58:14.925	2	Kawasaki NINJA 400
2	**Kade WATT**	**1:45.920**	11:00:00.845	3	Kawasaki NINJA 400

Leader History

NO	NAME	FROM LAP	LAPS LED	DISTANCE	VEHICLE
76	**Luca WILKINSON**	1	2	4.36 miles	Kawasaki NINJA400
2	**Kade WATT**	3	3	6.54 miles	Kawasaki NINJA 400
76	**Luca WILKINSON**	6	1	2.18 miles	Kawasaki NINJA400

Weather / Track : Cloudy / Dry

Cadwell Park: 2.1800 miles
Date: 07/07/2024 Start: 10:54 Finish: 11:05

BMCRC - MRO Championships 2024 - Rnd 5 @ Cadwell Park

ACU Team Green Junior Cup & Senior Ninja & BMZRC 250 MZ

RACE 3 - STATISTICS

CLASS : S

7 Starters

Fastest Lap History

NO	NAME	LAP TIME	TIME OF DAY	LAP	VEHICLE
1	**Phil ATKINSON**	**1:47.383**	10:58:14.683	2	Kawasaki NINJA 400
1	**Phil ATKINSON**	**1:45.586**	11:00:00.269	3	Kawasaki NINJA 400

Leader History

NO	NAME	FROM LAP	LAPS LED	DISTANCE	VEHICLE
27	**Ben BROWN**	1	1	2.18 miles	Kawasaki NINJA 400
1	**Phil ATKINSON**	2	5	10.90 miles	Kawasaki NINJA 400

Weather / Track : Cloudy / Dry

Cadwell Park: 2.1800 miles
Date: 07/07/2024 Start: 10:54 Finish: 11:05

BMCRC - MRO Championships 2024 - Rnd 5 @ Cadwell Park

ACU Team Green Junior Cup & Senior Ninja & BMZRC 250 MZ

RACE 3 - STATISTICS

CLASS : MZ

9 Starters

Fastest Lap History

NO	NAME	LAP TIME	TIME OF DAY	LAP	VEHICLE
85	**Andrew WALES**	**1:53.119**	10:58:59.912	2	MZ ETZ 250
565	**Louis KERSHAW**	**1:52.719**	10:58:59.967	2	MZ 250
565	**Louis KERSHAW**	**1:50.794**	11:00:50.804	3	MZ 250
565	**Louis KERSHAW**	**1:50.654**	11:02:41.459	4	MZ 250

Leader History

NO	NAME	FROM LAP	LAPS LED	DISTANCE	VEHICLE
85	**Andrew WALES**	1	2	4.36 miles	MZ ETZ 250
565	**Louis KERSHAW**	3	2	4.36 miles	MZ 250
85	**Andrew WALES**	5	2	4.36 miles	MZ ETZ 250

Weather / Track : Cloudy / Dry

Cadwell Park: 2.1800 miles
Date: 07/07/2024 Start: 10:54 Finish: 11:05

BMCRC - MRO Championships 2024 - Rnd 5 @ Cadwell Park

ACU Team Green Junior Cup & Senior Ninja & BMZRC 250 MZ

RACE 3 - STATISTICS

CLASS : MZ_R

4 Starters

Fastest Lap History

NO	NAME	LAP TIME	TIME OF DAY	LAP	VEHICLE
37	**Harry LAMACRAFT**	**1:56.760**	10:59:09.150	2	MZ ETZ 250
37	**Harry LAMACRAFT**	**1:55.976**	11:01:05.167	3	MZ ETZ 250
37	**Harry LAMACRAFT**	**1:55.619**	11:04:57.481	5	MZ ETZ 250
37	**Harry LAMACRAFT**	**1:54.299**	11:06:51.779	6	MZ ETZ 250

Leader History

NO	NAME	FROM LAP	LAPS LED	DISTANCE	VEHICLE
37	**Harry LAMACRAFT**	1	6	13.08 miles	MZ ETZ 250

Weather / Track : Cloudy / Dry

Cadwell Park: 2.1800 miles
Date: 07/07/2024 Start: 10:54 Finish: 11:05

TEAM GREEN JUNIOR CUP | Kawasaki SENIOR NINJA SERIES | Kawasaki JUNIOR SUPERSPORT | modality BMZRC 250 MZS

BMCRC - MRO Championships 2024 - Rnd 5 @ Cadwell Park

ACU Team Green Junior Cup & Senior Ninja & BMZRC 250 MZ

RACE 14 - GRID (6 Laps)

ROW 13	37	5	Garry SAMETT	1			1				
ROW 12	34	566	Michael WILBY	2:00.939	35	74	Kevin LANE	2:03.386	36	93	Hugo OLIVER
ROW 11	31	56	Russell TURNER	1:59.240	32	102	Caleb WRIGHT	1:59.509	33	166	Graeme LEWIS
ROW 10	28	13	Gordon RYAN	1:53.997	29	37	Harry LAMACRAFT	1:54.299	30	32	John ASHMEAD
ROW 9	25	565	Louis KERSHAW	1:50.654	26	85	Andrew WALES	1:51.268	27	69	Alexander MANN
ROW 8	22				23				24		
ROW 7	19	4	Nigel FRANKLIN	1:59.605	20	26	Brooke CHAMPION	2:09.821	21		
ROW 6	16	134	Toby SKAYMAN	1:52.781	17	0	Dave CATLING	1:53.552	18	33	Patrick KLINGE
ROW 5	13	175	Mason GREASLEY	1:52.247	14	16	Aleisha LAYTON	1:52.353	15	6	Kian BUSA
ROW 4	10	12	Kees RAMSEY	1:50.462	11	96	Kobe PERRY	1:51.557	12	43	Mark SWARBRICK
ROW 3	7	27	Ben BROWN	1:48.481	8	97	Alex MANN	1:48.928	9	17	Daryn BUSA
ROW 2	4	81	Ollie SIMS	1:46.435	5	7	Travis ROOKER	1:47.000	6	45	Marley MACKENZIE
ROW 1	1	1	Phil ATKINSON	1:45.586	2	2	Kade WATT	1:45.920	3	76	Luca WILKINSON

Pole

These results are provisional until the conclusion of any judicial and technical matters.

Cadwell Park: 2.1800 miles

Clerk Of Course:	Stewards:	Timekeeper: Craig Smith	

Results can be found at www.tsl-timing.com

Printed - 11:11 Sunday, 07 July 2024

TSL SPORTS TIMING TIMING SOLUTIONS LTD

TEAM GREEN JUNIOR CUP | Kawasaki SENIOR NINJA SERIES | Kawasaki JUNIOR SUPERSPORT | modality BMZRC 250 MZS

BMCRC - MRO Championships 2024 - Rnd 5 @ Cadwell Park

ACU Team Green Junior Cup & Senior Ninja & BMZRC 250 MZ

RACE 14 - CLASSIFICATION

Race Distance: 5 Laps / 10.90 miles

POS	NO	CL	PIC	NAME	ENTRY	LAPS	TIME	GAP	DIFF	MPH	BEST	ON	GRD	↑↓
1	2	J	1	Kade WATT	Kawasaki NINJA 400 - 3D Racing	5	9:20.500			70.00	1:48.871	5	2	1
2	81	J	2	Ollie SIMS	Kawasaki NINJA 400 - Motorbodies Weston ltd	5	9:20.950	0.450	0.450	69.95	1:49.418	5	4	2
3	45	J	3	Marley MACKENZIE	Kawasaki NINJA - Kirkcaldy Kawasaki, ELPM	5	9:36.502	16.002	15.552	68.06	1:49.437	5	6	3
4	7	J	4	Travis ROOKER	Kawasaki NINJA 400 - Swedish car connection	5	9:38.038	17.538	1.536	67.88	1:50.747	5	5	1
5	76	J	5	Luca WILKINSON	Kawasaki NINJA400 - RD Racing	5	9:39.965	19.465	1.927	67.65	1:52.135	4	3	-2
6	97	S	1	Alex MANN	Kawasaki Ninja - Michael Jones Jeweller, Esprit Group, East(	5	9:41.731	21.231	1.766	67.45	1:51.260	5	8	2
7	16	J	6	Aleisha LAYTON	Kawasaki NINJA 400 -	5	9:41.973	21.473	0.242	67.42	1:51.945	4	14	7
8	17	S	2	Daryn BUSA	Kawasaki NINJA 400 - iActiveRC	5	9:42.669	22.169	0.696	67.34	1:52.393	4	9	1
9	134	J	7	Toby SKAYMAN	Kawasaki EX300 - D & A Home Solutions	5	9:47.057	26.557	4.388	66.84	1:53.614	4	16	7
10	96	J	8	Kobe PERRY	-	5	10:03.877	43.377	16.820	64.98	1:57.812	2	11	1
11	175	J	9	Mason GREASLEY	Kawasaki NINJA 300 - Frame fast	5	10:12.497	51.997	8.620	64.06	1:56.473	5	13	2
12	13	MZ	1	Gordon RYAN	MZ 250 - Prism Work Psychology	5	10:35.936	1:15.436	23.439	61.70	1:58.293	5	24	12
13	69	MZ	2	Alexander MANN	Mz TS 250 - HS RACING	5	10:36.578	1:16.078	0.642	61.64	1:56.364	5	23	10
14	37	MZ_R	1	Harry LAMACRAFT	MZ ETZ 250 - All Flower No Power	5	10:38.866	1:18.366	2.288	61.42	1:58.997	5	25	11
15	33	J	10	Patrick KLINGE	Kawasaki NINJA 400 - Klingklong Racing	5	10:45.441	1:24.941	6.575	60.79	2:06.422	5	18	3
16	4	S	3	Nigel FRANKLIN	Kawasaki NINJA - Nigel Franklin	5	10:45.749	1:25.249	0.308	60.76	2:05.764	5	19	3
17	166	MZ	3	Graeme LEWIS	MZ 250 - Morris Racing Lubricants #MRL	5	10:59.359	1:38.859	13.610	59.51	2:02.937	2	29	12
18	102	MZ_R	2	Caleb WRIGHT	MZ 250 ETZ - Clover Investments	5	11:00.925	1:40.425	1.566	59.37	2:01.997	5	28	10
19	566	MZ	4	Michael WILBY	MZ ETZ 250 - Sziler UK	5	11:02.424	1:41.924	1.499	59.23	2:01.739	5	30	11
20	32	MZ	5	John ASHMEAD	Mz 250 -	5	11:04.609	1:44.109	2.185	59.04	2:03.637	5	26	6
21	93	MZ_R	3	Hugo OLIVER	MZ 250 - Illuminate Design	5	11:12.532	1:52.032	7.923	58.34	2:04.842	5	32	11
22	56	MZ	6	Russell TURNER	MZ 250 - TT Racing	5	11:12.720	1:52.220	0.188	58.33	2:04.675	4	27	5
23	74	MZ_R	4	Kevin LANE	MZ ETZ - Racing Lane	5	11:13.909	1:53.409	1.189	58.22	2:05.604	5	31	8
24	5	MZ	7	Garry SAMETT	MZ TS 250 - smallmouse	4	9:20.862	1 Lap	1 Lap	55.97	2:07.973	4	33	9
25	26	J	11	Brooke CHAMPION	Kawasaki 300 NINJA -	4	9:39.119	1 Lap	18.257	54.20	2:20.886	4	20	-5

NOT CLASSIFIED

DNF	565	MZ		Louis KERSHAW	MZ 250 - Team Lucky Streetsy/Walkers Campers	3	6:27.712	2 Laps	1 Lap	60.72	1:55.887	2	21	
DNF	85	MZ		Andrew WALES	MZ ETZ 250 - Show Control International	2	4:31.592	3 Laps	1 Lap	57.79	1:56.542	2	22	
DNF	27	S		Ben BROWN	Kawasaki NINJA 400 - Hunts Motorcycles	0							7	
DNF	12	J		Kees RAMSEY	Kawasaki NINJA 400 -	0							10	
DNF	43	S		Mark SWARBRICK	Kawasaki NINJA 400 -	0							12	
DNF	6	J		Kian BUSA	Kawasaki 400 NINJA - iActiveRC	0							15	

FASTEST LAP

2	J	Kade WATT	Kawasaki NINJA 400 - 3D Racing	5	1:48.871	72.08 mph	116.01 kph
97	S	Alex MANN	Kawasaki Ninja - Michael Jones Jeweller, Esprit Group, East(	5	1:51.260	70.53 mph	113.52 kph
565	MZ	Louis KERSHAW	MZ 250 - Team Lucky Streetsy/Walkers Campers	2	1:55.887	67.72 mph	108.98 kph
37	MZ_R	Harry LAMACRAFT	MZ ETZ 250 - All Flower No Power	5	1:58.997	65.95 mph	106.13 kph

Comments:
Class J - 92.5% of Race Speed = 64.75 mph
Class S - 92.5% of Race Speed = 62.39 mph
Class MZ - 92.5% of Race Speed = 57.07 mph
Class MZ_R - 92.5% of Race Speed = 56.81 mph

Weather / Track : Cloudy / Drying
These results are provisional until the conclusion of any judicial and technical matters.

Date: 07/07/2024 Start: 16:01 Finish: 16:11
Cadwell Park: 2.1800 miles

Clerk Of Course:	Stewards:	Timekeeper: Craig Smith	

Results can be found at www.tsl-timing.com

Printed - 16:13 Sunday, 07 July 2024

BRITISH MOTOR CYCLE RACING CLUB | TSL SPORTS TIMING TIMING SOLUTIONS LTD | MOTORCYCLE RACING ORGANISATION MRO

BMCRC - MRO Championships 2024 - Rnd 5 @ Cadwell Park

ACU Team Green Junior Cup & Senior Ninja & BMZRC 250 MZ

RACE 14 - LAP CHART

LAP 1 @ 16:03:45.550

NO	BEHIND	LAP TIME
2		1:57.603
81	0.102	1:57.705
7	4.799	2:02.402
17	5.846	2:03.449
76	6.536	2:04.139
134	9.179	2:06.782
16	9.886	2:07.489
45	10.593	2:08.196
97	10.785	2:08.388
96	11.001	2:08.604
175	17.933	2:15.536
33	18.640	2:16.243
4	18.839	2:16.442
26	31.768	2:29.371
85	37.447	2:35.050
565	38.247	2:35.850
69	40.196	2:37.799
13	40.432	2:38.035
37	42.134	2:39.737
32	45.864	2:43.467
166	46.241	2:43.844
102	47.830	2:45.433
566	48.063	2:45.666
93	51.950	2:49.553
74	52.406	2:50.009
56	53.048	2:50.651
5	56.073	2:53.676

LAP 2 @ 16:05:37.090

NO	BEHIND	LAP TIME
81		1:51.438
2	0.103	1:51.643
7	10.560	1:57.301
76	11.055	1:56.059
17	11.999	1:57.693
16	14.047	1:55.701
45	14.166	1:55.113
134	14.844	1:57.205
97	15.029	1:55.784
96	17.273	1:57.812
175	30.668	2:04.275
33	34.870	2:07.770
4	34.977	2:07.678
85	42.449	1:56.542
565	42.594	1:55.887
13	49.063	2:00.171
69	49.360	2:00.704
37	50.374	1:59.780
166	57.638	2:02.937
32	1:00.811	2:06.487
566	1:01.181	2:04.658
102	1:02.631	2:06.341
26	1:05.661	2:25.433
93	1:06.698	2:06.288
74	1:07.347	2:06.481
56	1:08.121	2:06.613
5	1:14.331	2:09.798

LAP 3 @ 16:07:28.393

NO	BEHIND	LAP TIME
81		1:51.303
2	0.192	1:51.392
76	14.386	1:54.634
7	14.604	1:55.347
45	14.997	1:52.134
17	15.797	1:55.101
16	16.543	1:53.799
134	18.002	1:54.461
97	18.107	1:54.381
96	24.986	1:59.016
175	38.103	1:58.738
565	47.266	1:55.975
33	50.788	2:07.221
4	52.006	2:08.332
69	57.695	1:59.638
13	58.098	2:00.338
37	59.212	2:00.141
166	1:10.386	2:04.051
566	1:15.681	2:05.803
32	1:15.782	2:06.274
102	1:15.864	2:04.536
93	1:21.179	2:05.784
74	1:22.157	2:06.113
56	1:22.256	2:05.438
5	1:32.443	2:09.415
26	1:37.787	2:23.429

LAP 4 @ 16:09:19.479

NO	BEHIND	LAP TIME
81		1:51.086
2	0.097	1:50.991
76	15.435	1:52.135
45	15.533	1:51.622
7	15.759	1:52.241
17	17.104	1:52.393
16	17.402	1:51.945
97	18.939	1:51.918
134	20.530	1:53.614
96	32.707	1:58.807
175	44.492	1:57.475
13	1:06.111	1:59.099
33	1:07.487	2:07.785
37	1:08.337	2:00.211
4	1:08.453	2:07.533
69	1:08.682	2:02.073
166	1:23.477	2:04.177
102	1:27.396	2:02.618
566	1:29.153	2:04.558
32	1:29.440	2:04.744
56	1:35.845	2:04.675
93	1:36.158	2:06.065
74	1:36.773	2:05.702

LAP 5 @ 16:11:08.447

NO	BEHIND	LAP TIME
2		1:48.871
5	1 Lap	2:07.973
81	0.450	1:49.418
45	16.002	1:49.437
7	17.538	1:50.747
26	1 Lap	2:20.886
76	19.465	1:52.998
97	21.231	1:51.260
16	21.473	1:53.039
17	22.169	1:54.033
134	26.557	1:54.995
96	43.377	1:59.638
175	51.997	1:56.473
13	1:15.436	1:58.293
69	1:16.078	1:56.364
37	1:18.366	1:58.997
33	1:24.941	2:06.422
4	1:25.249	2:05.764
166	1:38.859	2:04.350
102	1:40.425	2:01.997
566	1:41.924	2:01.739
32	1:44.109	2:03.637
93	1:52.032	2:04.842
56	1:52.220	2:05.343
74	1:53.409	2:05.604

Weather / Track : Cloudy / Drying

Cadwell Park: 2.1800 miles
Date: 07/07/2024 Start: 16:01 Finish: 16:11

Results can be found at www.tsl-timing.com

Printed - 16:13 Sunday, 07 July 2024

BMCRC - MRO Championships 2024 - Rnd 5 @ Cadwell Park

ACU Team Green Junior Cup & Senior Ninja & BMZRC 250 MZ

RACE 14 - POSITION CHART

		Lap	1	2	3	4	5
No	Name	Pos					
2	WATT	1	2	81	81	81	2
76	WILKINSON	2	81	2	2	2	81
81	SIMS	3	7	7	76	76	45
7	ROOKER	4	17	76	7	45	7
45	MACKENZIE	5	76	17	45	7	76
27	BROWN	6	134	16	17	17	97
97	MANN	7	16	45	16	16	16
17	BUSA	8	45	134	134	97	17
12	RAMSEY	9	97	97	97	134	134
96	PERRY	10	96	96	96	96	96
43	SWARBRICK	11	175	175	175	175	175
175	GREASLEY	12	33	33	565	13	13
16	LAYTON	13	4	4	33	33	69
6	BUSA	14	26	85	4	37	37
134	SKAYMAN	15	85	565	69	4	33
33	KLINGE	16	565	13	13	69	4
4	FRANKLIN	17	69	69	37	166	166
26	CHAMPION	18	13	37	166	102	102
565	KERSHAW	19	37	166	566	566	566
85	WALES	20	32	32	32	32	32
69	MANN	21	166	566	102	56	93
13	RYAN	22	102	102	93	93	56
37	LAMACRAFT	23	566	26	74	74	74
32	ASHMEAD	24	93	93	56	5	
56	TURNER	25	74	74	5	26	
102	WRIGHT	26	56	56	26		
166	LEWIS	27	5	5			
566	WILBY	28					
74	LANE	29					
93	OLIVER	30					
5	SAMETT	31					

Weather / Track : Cloudy / Drying

Cadwell Park: 2.1800 miles
Date: 07/07/2024 Start: 16:01 Finish: 16:11

Results can be found at www.tsl-timing.com

Printed - 16:13 Sunday, 07 July 2024

BMCRC - MRO Championships 2024 - Rnd 5 @ Cadwell Park

ACU Team Green Junior Cup & Senior Ninja & BMZRC 250 MZ

RACE 14 - SECTOR ANALYSIS

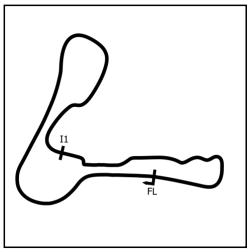

SECTOR 1 = FL to I1, SECTOR 2 = I1 to FL, DIFF = Difference To Personal Best Lap, P = Crossed Finish Line in Pit Lane, D = Time Disallowed

P1 2 J Kade WATT — Kawasaki NINJA 400 - 3D Racing

IDEAL LAP TIME : 1:48.871 BEST LAP TIME : 1:48.871 DIFFERENCE : 0.000

LAP	SECTOR 1	SECTOR 2	LAP TIME		MPH	DIFF	TIME OF DAY
1 -		47.055	1:57.603		66.73	8.732	16:03:45.550
2 -	1:05.034	46.609	1:51.643		70.29	2.772	16:05:37.193
3 -	1:05.187	46.205	1:51.392	(3)	70.45	2.521	16:07:28.585
4 -	1:05.010	45.981	1:50.991	(2)	70.70	2.120	16:09:19.576
5 -	***1:03.646***	***45.225***	***1:48.871***	**(1)**	***72.08***		***16:11:08.447***

P2 81 J Ollie SIMS — Kawasaki NINJA 400 - Motorbodies Weston ltd

IDEAL LAP TIME : 1:49.418 BEST LAP TIME : 1:49.418 DIFFERENCE : 0.000

LAP	SECTOR 1	SECTOR 2	LAP TIME		MPH	DIFF	TIME OF DAY
1 -		46.267	1:57.705		66.67	8.287	16:03:45.652
2 -	1:05.375	46.063	1:51.438		70.42	2.020	16:05:37.090
3 -	1:05.155	46.148	1:51.303	(3)	70.51	1.885	16:07:28.393
4 -	1:05.107	45.979	1:51.086	(2)	70.64	1.668	16:09:19.479
5 -	***1:04.141***	***45.277***	***1:49.418***	**(1)**	***71.72***		***16:11:08.897***

P3 45 J Marley MACKENZIE — Kawasaki NINJA - Kirkcaldy Kawasaki, ELPM

IDEAL LAP TIME : 1:49.437 BEST LAP TIME : 1:49.437 DIFFERENCE : 0.000

LAP	SECTOR 1	SECTOR 2	LAP TIME		MPH	DIFF	TIME OF DAY
1 -		51.453	2:08.196		61.21	18.759	16:03:56.143
2 -	1:06.403	48.710	1:55.113		68.17	5.676	16:05:51.256
3 -	1:04.849	47.285	1:52.134	(3)	69.98	2.697	16:07:43.390
4 -	1:05.054	46.568	1:51.622	(2)	70.30	2.185	16:09:35.012
5 -	***1:04.245***	***45.192***	***1:49.437***	**(1)**	***71.71***		***16:11:24.449***

P4 7 J Travis ROOKER — Kawasaki NINJA 400 - Swedish car connection

IDEAL LAP TIME : 1:50.747 BEST LAP TIME : 1:50.747 DIFFERENCE : 0.000

LAP	SECTOR 1	SECTOR 2	LAP TIME		MPH	DIFF	TIME OF DAY
1 -		48.405	2:02.402		64.11	11.655	16:03:50.349
2 -	1:09.233	48.068	1:57.301		66.90	6.554	16:05:47.650
3 -	1:07.474	47.873	1:55.347	(3)	68.03	4.600	16:07:42.997
4 -	1:06.008	46.233	1:52.241	(2)	69.92	1.494	16:09:35.238
5 -	***1:04.669***	***46.078***	***1:50.747***	**(1)**	***70.86***		***16:11:25.985***

P5 76 J Luca WILKINSON — Kawasaki NINJA400 - RD Racing

IDEAL LAP TIME : 1:50.833 BEST LAP TIME : 1:52.135 DIFFERENCE : 1.302

LAP	SECTOR 1	SECTOR 2	LAP TIME		MPH	DIFF	TIME OF DAY
1 -		49.301	2:04.139		63.21	12.004	16:03:52.086
2 -	1:06.801	49.258	1:56.059		67.62	3.924	16:05:48.145
3 -	1:06.645	47.989	1:54.634	(3)	68.46	2.499	16:07:42.779
4 -	1:05.949	***46.186***	***1:52.135***	**(1)**	***69.98***		***16:09:34.914***
5 -	***1:04.647***	48.351	1:52.998	(2)	69.45	0.863	16:11:27.912

P6 97 S Alex MANN — Kawasaki Ninja - Michael Jones Jeweller, Esprit Group, Eastgate

IDEAL LAP TIME : 1:51.260 BEST LAP TIME : 1:51.260 DIFFERENCE : 0.000

LAP	SECTOR 1	SECTOR 2	LAP TIME		MPH	DIFF	TIME OF DAY
1 -		51.283	2:08.388		61.12	17.128	16:03:56.335
2 -	1:07.525	48.259	1:55.784		67.78	4.524	16:05:52.119
3 -	1:07.434	46.947	1:54.381	(3)	68.61	3.121	16:07:46.500
4 -	1:05.610	46.308	1:51.918	(2)	70.12	0.658	16:09:38.418
5 -	***1:05.490***	***45.770***	***1:51.260***	**(1)**	***70.53***		***16:11:29.678***

Weather / Track : Cloudy / Drying

Cadwell Park: 2.1800 miles
Date: 07/07/2024 Start: 16:01 Finish: 16:11

BMCRC - MRO Championships 2024 - Rnd 5 @ Cadwell Park

ACU Team Green Junior Cup & Senior Ninja & BMZRC 250 MZ

RACE 14 - SECTOR ANALYSIS

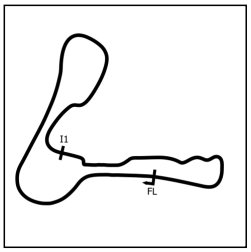

SECTOR 1 = FL to I1, SECTOR 2 = I1 to FL, DIFF = Difference To Personal Best Lap, P = Crossed Finish Line in Pit Lane, D = Time Disallowed

P7 16 J Aleisha LAYTON Kawasaki NINJA 400 -

IDEAL LAP TIME : 1:51.945 BEST LAP TIME : 1:51.945 DIFFERENCE : 0.000

LAP	SECTOR 1	SECTOR 2	LAP TIME	MPH	DIFF	TIME OF DAY
1 -		50.904	2:07.489	61.55	15.544	16:03:55.436
2 -	1:06.934	48.767	1:55.701	67.83	3.756	16:05:51.137
3 -	1:06.119	47.680	1:53.799 (3)	68.96	1.854	16:07:44.936
4 -	***1:04.969***	***46.976***	***1:51.945 (1)***	***70.10***		***16:09:36.881***
5 -	1:05.080	47.959	1:53.039 (2)	69.42	1.094	16:11:29.920

P8 17 S Daryn BUSA Kawasaki NINJA 400 - iActiveRC

IDEAL LAP TIME : 1:52.393 BEST LAP TIME : 1:52.393 DIFFERENCE : 0.000

LAP	SECTOR 1	SECTOR 2	LAP TIME	MPH	DIFF	TIME OF DAY
1 -		49.240	2:03.449	63.57	11.056	16:03:51.396
2 -	1:08.243	49.450	1:57.693	66.68	5.300	16:05:49.089
3 -	1:06.484	48.617	1:55.101 (3)	68.18	2.708	16:07:44.190
4 -	***1:05.458***	***46.935***	***1:52.393 (1)***	***69.82***		***16:09:36.583***
5 -	1:05.966	48.067	1:54.033 (2)	68.82	1.640	16:11:30.616

P9 134 J Toby SKAYMAN Kawasaki EX300 - D & A Home Solutions

IDEAL LAP TIME : 1:53.614 BEST LAP TIME : 1:53.614 DIFFERENCE : 0.000

LAP	SECTOR 1	SECTOR 2	LAP TIME	MPH	DIFF	TIME OF DAY
1 -		51.356	2:06.782	61.90	13.168	16:03:54.729
2 -	1:08.097	49.108	1:57.205	66.96	3.591	16:05:51.934
3 -	1:06.571	47.890	1:54.461 (2)	68.56	0.847	16:07:46.395
4 -	***1:06.337***	***47.277***	***1:53.614 (1)***	***69.07***		***16:09:40.009***
5 -	1:06.641	48.354	1:54.995 (3)	68.24	1.381	16:11:35.004

P10 96 J Kobe PERRY -

IDEAL LAP TIME : 1:57.812 BEST LAP TIME : 1:57.812 DIFFERENCE : 0.000

LAP	SECTOR 1	SECTOR 2	LAP TIME	MPH	DIFF	TIME OF DAY
1 -		52.311	2:08.604	61.02	10.792	16:03:56.551
2 -	***1:08.600***	***49.212***	***1:57.812 (1)***	***66.61***		***16:05:54.363***
3 -	1:08.975	50.041	1:59.016 (3)	65.94	1.204	16:07:53.379
4 -	1:09.512	49.295	1:58.807 (2)	66.05	0.995	16:09:52.186
5 -	1:09.317	50.321	1:59.638	65.59	1.826	16:11:51.824

P11 175 J Mason GREASLEY Kawasaki NINJA 300 - Frame fast

IDEAL LAP TIME : 1:56.473 BEST LAP TIME : 1:56.473 DIFFERENCE : 0.000

LAP	SECTOR 1	SECTOR 2	LAP TIME	MPH	DIFF	TIME OF DAY
1 -		52.801	2:15.536	57.90	19.063	16:04:03.483
2 -	1:14.329	49.946	2:04.275	63.15	7.802	16:06:07.758
3 -	1:10.380	48.358	1:58.738 (3)	66.09	2.265	16:08:06.496
4 -	1:09.355	48.120	1:57.475 (2)	66.80	1.002	16:10:03.971
5 -	***1:08.519***	***47.954***	***1:56.473 (1)***	***67.38***		***16:12:00.444***

P12 13 MZ Gordon RYAN MZ 250 - Prism Work Psychology

IDEAL LAP TIME : 1:57.239 BEST LAP TIME : 1:58.293 DIFFERENCE : 1.054

LAP	SECTOR 1	SECTOR 2	LAP TIME	MPH	DIFF	TIME OF DAY
1 -		50.014	2:38.035	49.66	39.742	16:04:25.982
2 -	1:09.659	50.512	2:00.171 (3)	65.30	1.878	16:06:26.153
3 -	1:09.110	51.228	2:00.338	65.21	2.045	16:08:26.491
4 -	***1:08.130***	50.969	1:59.099 (2)	65.89	0.806	16:10:25.590
5 -	1:09.184	***49.109***	***1:58.293 (1)***	***66.34***		***16:12:23.883***

Weather / Track : Cloudy / Drying

Cadwell Park: 2.1800 miles
Date: 07/07/2024 Start: 16:01 Finish: 16:11

BMCRC - MRO Championships 2024 - Rnd 5 @ Cadwell Park

ACU Team Green Junior Cup & Senior Ninja & BMZRC 250 MZ

RACE 14 - SECTOR ANALYSIS

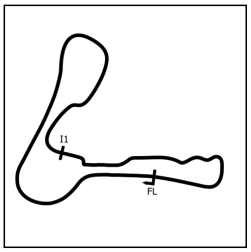

SECTOR 1 = FL to I1, SECTOR 2 = I1 to FL, DIFF = Difference To Personal Best Lap, P = Crossed Finish Line in Pit Lane, D = Time Disallowed

P13 69 MZ Alexander MANN — Mz TS 250 - HS RACING

IDEAL LAP TIME : 1:56.364 BEST LAP TIME : 1:56.364 DIFFERENCE : 0.000

LAP	SECTOR 1	SECTOR 2	LAP TIME	MPH	DIFF	TIME OF DAY
1 -		50.209	2:37.799	49.73	41.435	16:04:25.746
2 -	1:09.487	51.217	2:00.704 (3)	65.01	4.340	16:06:26.450
3 -	1:08.413	51.225	1:59.638 (2)	65.59	3.274	16:08:26.088
4 -	1:08.040	54.033	2:02.073	64.28	5.709	16:10:28.161
5 -	***1:07.443***	***48.921***	***1:56.364 (1)***	***67.44***		***16:12:24.525***

P14 37 MZ_R Harry LAMACRAFT — MZ ETZ 250 - All Flower No Power

IDEAL LAP TIME : 1:58.555 BEST LAP TIME : 1:58.997 DIFFERENCE : 0.442

LAP	SECTOR 1	SECTOR 2	LAP TIME	MPH	DIFF	TIME OF DAY
1 -		51.336	2:39.737	49.13	40.740	16:04:27.684
2 -	1:08.902	50.878	1:59.780 (2)	65.52	0.783	16:06:27.464
3 -	1:08.681	51.460	2:00.141 (3)	65.32	1.144	16:08:27.605
4 -	***1:08.489***	51.722	2:00.211	65.28	1.214	16:10:27.816
5 -	1:08.931	***50.066***	***1:58.997 (1)***	***65.95***		***16:12:26.813***

P15 33 J Patrick KLINGE — Kawasaki NINJA 400 - Klingklong Racing

IDEAL LAP TIME : 2:05.963 BEST LAP TIME : 2:06.422 DIFFERENCE : 0.459

LAP	SECTOR 1	SECTOR 2	LAP TIME	MPH	DIFF	TIME OF DAY
1 -		56.075	2:16.243	57.60	9.821	16:04:04.190
2 -	1:13.994	***53.776***	2:07.770 (3)	61.42	1.348	16:06:11.960
3 -	***1:12.187***	55.034	2:07.221 (2)	61.68	0.799	16:08:19.181
4 -	1:12.757	55.028	2:07.785	61.41	1.363	16:10:26.966
5 -	1:12.393	54.029	***2:06.422 (1)***	***62.07***		***16:12:33.388***

P16 4 S Nigel FRANKLIN — Kawasaki NINJA - Nigel Franklin

IDEAL LAP TIME : 2:04.854 BEST LAP TIME : 2:05.764 DIFFERENCE : 0.910

LAP	SECTOR 1	SECTOR 2	LAP TIME	MPH	DIFF	TIME OF DAY
1 -		53.323	2:16.442	57.51	10.678	16:04:04.389
2 -	1:14.996	***52.682***	2:07.678 (3)	61.46	1.914	16:06:12.067
3 -	1:13.092	55.240	2:08.332	61.15	2.568	16:08:20.399
4 -	1:12.329	55.204	2:07.533 (2)	61.53	1.769	16:10:27.932
5 -	***1:12.172***	53.592	***2:05.764 (1)***	***62.40***		***16:12:33.696***

P17 166 MZ Graeme LEWIS — MZ 250 - Morris Racing Lubricants #MRL

IDEAL LAP TIME : 2:02.816 BEST LAP TIME : 2:02.937 DIFFERENCE : 0.121

LAP	SECTOR 1	SECTOR 2	LAP TIME	MPH	DIFF	TIME OF DAY
1 -		52.759	2:43.844	47.89	40.907	16:04:31.791
2 -	***1:11.286***	51.651	***2:02.937 (1)***	***63.83***		***16:06:34.728***
3 -	1:12.343	51.708	2:04.051 (2)	63.26	1.114	16:08:38.779
4 -	1:12.647	***51.530***	2:04.177 (3)	63.20	1.240	16:10:42.956
5 -	1:12.726	51.624	2:04.350	63.11	1.413	16:12:47.306

P18 102 MZ_R Caleb WRIGHT — MZ 250 ETZ - Clover Investments

IDEAL LAP TIME : 2:01.981 BEST LAP TIME : 2:01.997 DIFFERENCE : 0.016

LAP	SECTOR 1	SECTOR 2	LAP TIME	MPH	DIFF	TIME OF DAY
1 -		52.043	2:45.433	47.43	43.436	16:04:33.380
2 -	1:11.911	54.430	2:06.341	62.11	4.344	16:06:39.721
3 -	1:12.116	52.420	2:04.536 (3)	63.01	2.539	16:08:44.257
4 -	***1:11.281***	51.337	2:02.618 (2)	64.00	0.621	16:10:46.875
5 -	1:11.297	***50.700***	***2:01.997 (1)***	***64.33***		***16:12:48.872***

Weather / Track : Cloudy / Drying

Cadwell Park: 2.1800 miles
Date: 07/07/2024 Start: 16:01 Finish: 16:11

BMCRC - MRO Championships 2024 - Rnd 5 @ Cadwell Park

ACU Team Green Junior Cup & Senior Ninja & BMZRC 250 MZ

RACE 14 - SECTOR ANALYSIS

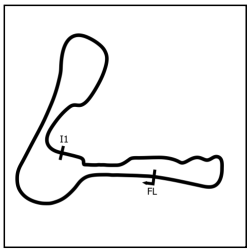

SECTOR 1 = FL to I1, SECTOR 2 = I1 to FL, DIFF = Difference To Personal Best Lap, P = Crossed Finish Line in Pit Lane, D = Time Disallowed

P19 566 MZ Michael WILBY MZ ETZ 250 - Sziler UK

IDEAL LAP TIME : 2:01.739 BEST LAP TIME : 2:01.739 DIFFERENCE : 0.000

LAP	SECTOR 1	SECTOR 2	LAP TIME	MPH	DIFF	TIME OF DAY
1 -		51.786	2:45.666	47.37	43.927	16:04:33.613
2 -	1:11.894	52.764	2:04.658 (3)	62.95	2.919	16:06:38.271
3 -	1:13.229	52.574	2:05.803	62.38	4.064	16:08:44.074
4 -	1:12.714	51.844	2:04.558 (2)	63.00	2.819	16:10:48.632
5 -	***1:11.136***	***50.603***	***2:01.739 (1)***	***64.46***		***16:12:50.371***

P20 32 MZ John ASHMEAD Mz 250 -

IDEAL LAP TIME : 2:03.637 BEST LAP TIME : 2:03.637 DIFFERENCE : 0.000

LAP	SECTOR 1	SECTOR 2	LAP TIME	MPH	DIFF	TIME OF DAY
1 -		52.847	2:43.467	48.00	39.830	16:04:31.414
2 -	1:12.669	53.818	2:06.487	62.04	2.850	16:06:37.901
3 -	1:13.544	52.730	2:06.274 (3)	62.15	2.637	16:08:44.175
4 -	1:12.477	52.267	2:04.744 (2)	62.91	1.107	16:10:48.919
5 -	***1:11.909***	***51.728***	***2:03.637 (1)***	***63.47***		***16:12:52.556***

P21 93 MZ_R Hugo OLIVER MZ 250 - Illuminate Design

IDEAL LAP TIME : 2:03.960 BEST LAP TIME : 2:04.842 DIFFERENCE : 0.882

LAP	SECTOR 1	SECTOR 2	LAP TIME	MPH	DIFF	TIME OF DAY
1 -		54.746	2:49.553	46.28	44.711	16:04:37.500
2 -	1:13.879	52.409	2:06.288	62.14	1.446	16:06:43.788
3 -	1:14.298	***51.486***	2:05.784 (2)	62.39	0.942	16:08:49.572
4 -	1:12.646	53.419	2:06.065 (3)	62.25	1.223	16:10:55.637
5 -	***1:12.474***	52.368	***2:04.842 (1)***	***62.86***		***16:13:00.479***

P22 56 MZ Russell TURNER MZ 250 - TT Racing

IDEAL LAP TIME : 2:03.467 BEST LAP TIME : 2:04.675 DIFFERENCE : 1.208

LAP	SECTOR 1	SECTOR 2	LAP TIME	MPH	DIFF	TIME OF DAY
1 -		54.514	2:50.651	45.98	45.976	16:04:38.598
2 -	1:14.406	52.207	2:06.613	61.98	1.938	16:06:45.211
3 -	1:14.140	***51.298***	2:05.438 (3)	62.56	0.763	16:08:50.649
4 -	***1:12.169***	52.506	***2:04.675 (1)***	***62.94***		***16:10:55.324***
5 -	1:13.441	51.902	2:05.343 (2)	62.61	0.668	16:13:00.667

P23 74 MZ_R Kevin LANE MZ ETZ - Racing Lane

IDEAL LAP TIME : 2:04.481 BEST LAP TIME : 2:05.604 DIFFERENCE : 1.123

LAP	SECTOR 1	SECTOR 2	LAP TIME	MPH	DIFF	TIME OF DAY
1 -		54.801	2:50.009	46.16	44.405	16:04:37.956
2 -	1:13.923	52.558	2:06.481	62.04	0.877	16:06:44.437
3 -	1:14.256	***51.857***	2:06.113 (3)	62.23	0.509	16:08:50.550
4 -	***1:12.624***	53.078	2:05.702 (2)	62.43	0.098	16:10:56.252
5 -	1:12.913	52.691	***2:05.604 (1)***	***62.48***		***16:13:01.856***

P24 5 MZ Garry SAMETT MZ TS 250 - smallmouse

IDEAL LAP TIME : 2:07.973 BEST LAP TIME : 2:07.973 DIFFERENCE : 0.000

LAP	SECTOR 1	SECTOR 2	LAP TIME	MPH	DIFF	TIME OF DAY
1 -		56.506	2:53.676	45.18	45.703	16:04:41.623
2 -	1:15.328	54.470	2:09.798 (3)	60.46	1.825	16:06:51.421
3 -	1:15.458	53.957	2:09.415 (2)	60.64	1.442	16:09:00.836
4 -	***1:14.844***	***53.129***	***2:07.973 (1)***	***61.32***		***16:11:08.809***

Weather / Track : Cloudy / Drying

Cadwell Park: 2.1800 miles
Date: 07/07/2024 Start: 16:01 Finish: 16:11

BMCRC - MRO Championships 2024 - Rnd 5 @ Cadwell Park

ACU Team Green Junior Cup & Senior Ninja & BMZRC 250 MZ

RACE 14 - SECTOR ANALYSIS

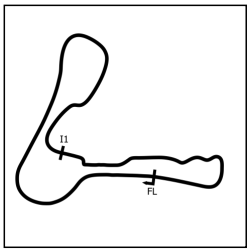

SECTOR 1 = FL to I1, SECTOR 2 = I1 to FL, DIFF = Difference To Personal Best Lap, P = Crossed Finish Line in Pit Lane, D = Time Disallowed

P25 26 J Brooke CHAMPION Kawasaki 300 NINJA -

IDEAL LAP TIME : 2:20.886 BEST LAP TIME : 2:20.886 DIFFERENCE : 0.000

LAP	SECTOR 1	SECTOR 2	LAP TIME	MPH	DIFF	TIME OF DAY
1 -		1:01.489	2:29.371	52.54	8.485	16:04:17.318
2 -	1:24.842	1:00.591	2:25.433 **(3)**	53.96	4.547	16:06:42.751
3 -	1:24.286	59.143	2:23.429 **(2)**	54.71	2.543	16:09:06.180
4 -	***1:22.560***	***58.326***	***2:20.886*** **(1)**	***55.70***		***16:11:27.066***

P26 565 MZ Louis KERSHAW MZ 250 - Team Lucky Streetsy/Walkers Campers

IDEAL LAP TIME : 1:54.246 BEST LAP TIME : 1:55.887 DIFFERENCE : 1.641

LAP	SECTOR 1	SECTOR 2	LAP TIME	MPH	DIFF	TIME OF DAY
1 -		48.792	2:35.850	50.35	39.963	16:04:23.797
2 -	1:07.706	48.181	***1:55.887*** **(1)**	***67.72***		***16:06:19.684***
3 -	1:08.199	***47.776***	1:55.975 **(2)**	67.67	0.088	16:08:15.659

P27 85 MZ Andrew WALES MZ ETZ 250 - Show Control International

IDEAL LAP TIME : 1:56.224 BEST LAP TIME : 1:56.542 DIFFERENCE : 0.318

LAP	SECTOR 1	SECTOR 2	LAP TIME	MPH	DIFF	TIME OF DAY
1 -		49.042	2:35.050	50.61	38.508	16:04:22.997
2 -	1:07.839	***48.703***	***1:56.542*** **(1)**	***67.34***		***16:06:19.539***

Weather / Track : Cloudy / Drying

Cadwell Park: 2.1800 miles
Date: 07/07/2024 Start: 16:01 Finish: 16:11

BMCRC - MRO Championships 2024 - Rnd 5 @ Cadwell Park

ACU Team Green Junior Cup & Senior Ninja & BMZRC 250 MZ

RACE 14 - BEST SECTORS

SECTOR 1				SECTOR 2			IDEAL / BEST COMPARISON					
POS	NO	NAME	TIME	NO	NAME	TIME	POS	NO	NAME	IDEAL	BEST	DIFF
									PERFECT LAP	1:48.838		
1	2	WATT	1:03.646	45	MACKENZIE	45.192	1	2	WATT	1:48.871	1:48.871	0.000
2	81	SIMS	1:04.141	2	WATT	45.225	2	81	SIMS	1:49.418	1:49.418	0.000
3	45	MACKENZIE	1:04.245	81	SIMS	45.277	3	45	MACKENZIE	1:49.437	1:49.437	0.000
4	76	WILKINSON	1:04.647	97	MANN	45.770	4	7	ROOKER	1:50.747	1:50.747	0.000
5	7	ROOKER	1:04.669	7	ROOKER	46.078	5	76	WILKINSON	1:50.833	1:52.135	1.302
6	16	LAYTON	1:04.969	76	WILKINSON	46.186	6	97	MANN	1:51.260	1:51.260	0.000
7	17	BUSA	1:05.458	17	BUSA	46.935	7	16	LAYTON	1:51.945	1:51.945	0.000
8	97	MANN	1:05.490	16	LAYTON	46.976	8	17	BUSA	1:52.393	1:52.393	0.000
9	134	SKAYMAN	1:06.337	134	SKAYMAN	47.277	9	134	SKAYMAN	1:53.614	1:53.614	0.000
10	565	KERSHAW	1:06.470	565	KERSHAW	47.776	10	565	KERSHAW	1:54.246	1:55.887	1.641
11	69	MANN	1:07.443	175	GREASLEY	47.954	11	85	WALES	1:56.224	1:56.542	0.318
12	85	WALES	1:07.521	85	WALES	48.703	12	69	MANN	1:56.364	1:56.364	0.000
13	13	RYAN	1:08.130	69	MANN	48.921	13	175	GREASLEY	1:56.473	1:56.473	0.000
14	37	LAMACRAFT	1:08.489	13	RYAN	49.109	14	13	RYAN	1:57.239	1:58.293	1.054
15	175	GREASLEY	1:08.519	96	PERRY	49.212	15	96	PERRY	1:57.812	1:57.812	0.000
16	96	PERRY	1:08.600	37	LAMACRAFT	50.066	16	37	LAMACRAFT	1:58.555	1:58.997	0.442
17	566	WILBY	1:11.136	566	WILBY	50.603	17	566	WILBY	2:01.739	2:01.739	0.000
18	102	WRIGHT	1:11.281	102	WRIGHT	50.700	18	102	WRIGHT	2:01.981	2:01.997	0.016
19	166	LEWIS	1:11.286	56	TURNER	51.298	19	166	LEWIS	2:02.816	2:02.937	0.121
20	32	ASHMEAD	1:11.909	93	OLIVER	51.486	20	56	TURNER	2:03.467	2:04.675	1.208
21	56	TURNER	1:12.169	166	LEWIS	51.530	21	32	ASHMEAD	2:03.637	2:03.637	0.000
22	4	FRANKLIN	1:12.172	32	ASHMEAD	51.728	22	93	OLIVER	2:03.960	2:04.842	0.882
23	33	KLINGE	1:12.187	74	LANE	51.857	23	74	LANE	2:04.481	2:05.604	1.123
24	93	OLIVER	1:12.474	4	FRANKLIN	52.682	24	4	FRANKLIN	2:04.854	2:05.764	0.910
25	74	LANE	1:12.624	5	SAMETT	53.129	25	33	KLINGE	2:05.963	2:06.422	0.459
26	5	SAMETT	1:14.844	33	KLINGE	53.776	26	5	SAMETT	2:07.973	2:07.973	0.000
27	26	CHAMPION	1:22.560	26	CHAMPION	58.326	27	26	CHAMPION	2:20.886	2:20.886	0.000
28												
29												
30												
31												

Weather / Track : Cloudy / Drying

Cadwell Park: 2.1800 miles
Date: 07/07/2024 Start: 16:01 Finish: 16:11

Results can be found at www.tsl-timing.com

Printed - 16:13 Sunday, 07 July 2024

BMCRC - MRO Championships 2024 - Rnd 5 @ Cadwell Park

ACU Team Green Junior Cup & Senior Ninja & BMZRC 250 MZ

RACE 14 - STATISTICS

Competitors Started	31
Planned Start	2024-07-07 @ 15:20:00.000
Actual Start	2024-07-07 @ 16:01:47.946
Finish Time	2024-07-07 @ 16:11:08.446
Track Length	2.1800mi.
Total Laps	128
Total Distance Covered	279.0423mi.

Session Fastest Lap History

NO	CL	NAME	LAP TIME	TIME OF DAY	LAP	VEHICLE
81	J	**Ollie SIMS**	**1:51.438**	16:05:37.106	2	Kawasaki NINJA 400
81	J	**Ollie SIMS**	**1:51.303**	16:07:28.409	3	Kawasaki NINJA 400
81	J	**Ollie SIMS**	**1:51.086**	16:09:19.497	4	Kawasaki NINJA 400
2	J	**Kade WATT**	**1:50.991**	16:09:19.574	4	Kawasaki NINJA 400
2	J	**Kade WATT**	**1:48.871**	16:11:08.490	5	Kawasaki NINJA 400

Session Leader History

NO	CL	NAME	FROM LAP	LAPS LED	DISTANCE	VEHICLE
2	J	**Kade WATT**	1	1	2.18 miles	Kawasaki NINJA 400
81	J	**Ollie SIMS**	2	3	6.54 miles	Kawasaki NINJA 400
2	J	**Kade WATT**	5	1	2.18 miles	Kawasaki NINJA 400

Flag History

TYPE	TIME OF DAY
GREEN	16:01:47.946
FINISH	16:11:08.446

Flag Statistics

TYPE	COUNT	TOTAL LAPS	TOTAL TIME
Green	1	5	11:19.367
Red	0	0	0.000
Safety Car	0	0	0.000
FCY	0	0	0.000

Weather / Track : Cloudy / Drying

Cadwell Park: 2.1800 miles
Date: 07/07/2024 Start: 16:01 Finish: 16:11

BMCRC - MRO Championships 2024 - Rnd 5 @ Cadwell Park

ACU Team Green Junior Cup & Senior Ninja & BMZRC 250 MZ

RACE 14 - STATISTICS

CLASS : J

13 Starters

Fastest Lap History

NO	NAME	LAP TIME	TIME OF DAY	LAP	VEHICLE
81	**Ollie SIMS**	**1:51.438**	16:05:37.106	2	Kawasaki NINJA 400
81	**Ollie SIMS**	**1:51.303**	16:07:28.409	3	Kawasaki NINJA 400
81	**Ollie SIMS**	**1:51.086**	16:09:19.497	4	Kawasaki NINJA 400
2	**Kade WATT**	**1:50.991**	16:09:19.574	4	Kawasaki NINJA 400
2	**Kade WATT**	**1:48.871**	16:11:08.490	5	Kawasaki NINJA 400

Leader History

NO	NAME	FROM LAP	LAPS LED	DISTANCE	VEHICLE
2	**Kade WATT**	1	1	2.18 miles	Kawasaki NINJA 400
81	**Ollie SIMS**	2	3	6.54 miles	Kawasaki NINJA 400
2	**Kade WATT**	5	1	2.18 miles	Kawasaki NINJA 400

Weather / Track : Cloudy / Drying

Cadwell Park: 2.1800 miles
Date: 07/07/2024 Start: 16:01 Finish: 16:11

BMCRC - MRO Championships 2024 - Rnd 5 @ Cadwell Park

ACU Team Green Junior Cup & Senior Ninja & BMZRC 250 MZ

RACE 14 - STATISTICS

CLASS : S

5 Starters

Fastest Lap History

NO	NAME	LAP TIME	TIME OF DAY	LAP	VEHICLE
17	**Daryn BUSA**	**1:57.693**	16:05:49.104	2	Kawasaki NINJA 400
97	**Alex MANN**	**1:55.784**	16:05:52.131	2	Kawasaki Ninja
17	**Daryn BUSA**	**1:55.101**	16:07:44.204	3	Kawasaki NINJA 400
97	**Alex MANN**	**1:54.381**	16:07:46.511	3	Kawasaki Ninja
17	**Daryn BUSA**	**1:52.393**	16:09:36.597	4	Kawasaki NINJA 400
97	**Alex MANN**	**1:51.918**	16:09:38.430	4	Kawasaki Ninja
97	**Alex MANN**	**1:51.260**	16:11:29.690	5	Kawasaki Ninja

Leader History

NO	NAME	FROM LAP	LAPS LED	DISTANCE	VEHICLE
17	**Daryn BUSA**	1	4	8.72 miles	Kawasaki NINJA 400
97	**Alex MANN**	5	1	2.18 miles	Kawasaki Ninja

Weather / Track : Cloudy / Drying

Cadwell Park: 2.1800 miles
Date: 07/07/2024 Start: 16:01 Finish: 16:11

BMCRC - MRO Championships 2024 - Rnd 5 @ Cadwell Park

ACU Team Green Junior Cup & Senior Ninja & BMZRC 250 MZ

RACE 14 - STATISTICS

CLASS : MZ

9 Starters

Fastest Lap History

NO	NAME	LAP TIME	TIME OF DAY	LAP	VEHICLE
85	**Andrew WALES**	**1:56.542**	16:06:19.574	2	MZ ETZ 250
565	**Louis KERSHAW**	**1:55.887**	16:06:19.721	2	MZ 250

Leader History

NO	NAME	FROM LAP	LAPS LED	DISTANCE	VEHICLE
85	**Andrew WALES**	1	2	4.36 miles	MZ ETZ 250
565	**Louis KERSHAW**	3	1	2.18 miles	MZ 250
13	**Gordon RYAN**	4	2	4.36 miles	MZ 250

Weather / Track : Cloudy / Drying

Cadwell Park: 2.1800 miles
Date: 07/07/2024 Start: 16:01 Finish: 16:11

BMCRC - MRO Championships 2024 - Rnd 5 @ Cadwell Park

ACU Team Green Junior Cup & Senior Ninja & BMZRC 250 MZ

RACE 14 - STATISTICS

CLASS : MZ_R

4 Starters

Fastest Lap History

NO	NAME	LAP TIME	TIME OF DAY	LAP	VEHICLE
37	**Harry LAMACRAFT**	**1:59.780**	16:06:27.504	2	MZ ETZ 250
37	**Harry LAMACRAFT**	**1:58.997**	16:12:26.854	5	MZ ETZ 250

Leader History

NO	NAME	FROM LAP	LAPS LED	DISTANCE	VEHICLE
37	**Harry LAMACRAFT**	1	5	10.90 miles	MZ ETZ 250

Weather / Track : Cloudy / Drying

Cadwell Park: 2.1800 miles
Date: 07/07/2024 Start: 16:01 Finish: 16:11

MRO POWERBIKES

MRO CLUBMAN 1000 CUP

MRO RETRO 1000S

REACTIVE PARTS MRO POWERBIKES / CIGMA RACING MRO CLUBMAN 1000 / TBR PERFORMANCE MRO RETRO 1000s

BMCRC-MRO Championships - Round 5

Cadwell Park

6th / 7th July 2024

Timing & Results Provided by Timing Solutions Ltd

www.tsl-timing.com

Cadwell Park Circuit

Louth, Lincolnshire, UK

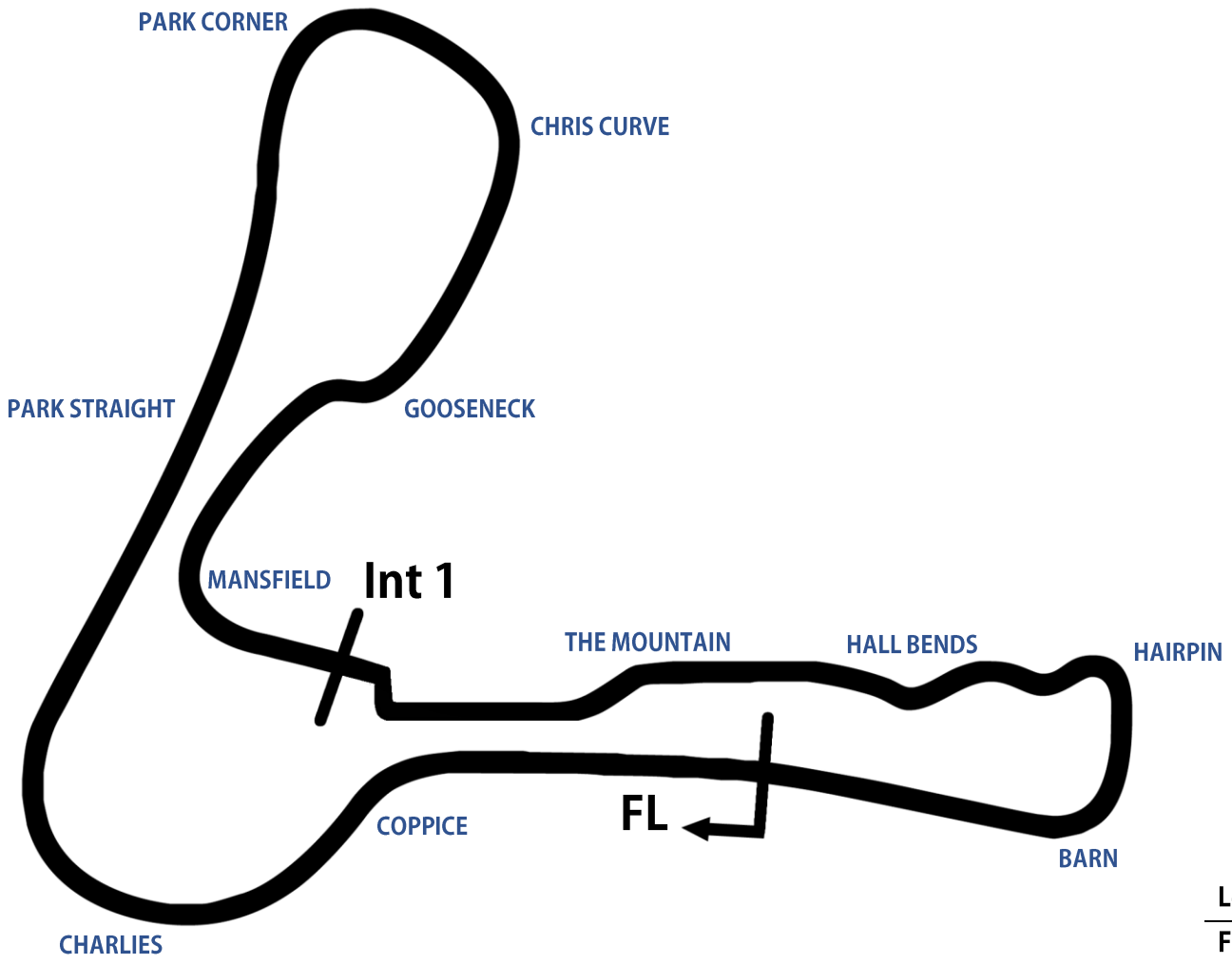

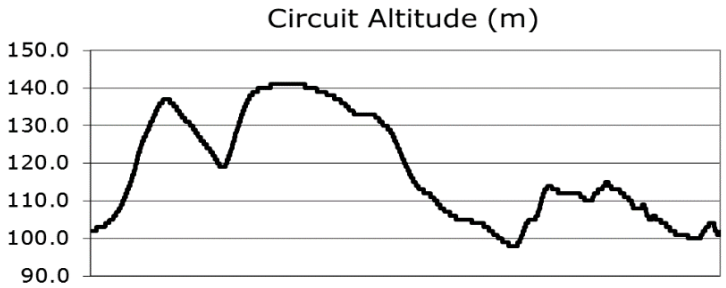

Length	2.1800 miles | 3.508 km | 3508.4m		
FL		53.31024 N	0.05940 W
Int 1	2330m	53.30708 N	0.06270 W
Pit Entry	3427m	53.31103 N	0.05889 W
Pit Exit	0m after FL	53.31030 N	0.05940 w
Pit Entry - Pit Exit	92m, 6.6s @ 50kph, 5.5s @ 60kph		

Results & Live Timing available at – www.tsl-timing.com

Updated - 24/01/2024 10:35

MRO POWERBIKES | MRO CLUBMAN 1000 CUP | MRO RETRO 1000S

BMCRC - MRO Championships 2024 - Rnd 5 @ Cadwell Park

Reactive Parts MRO Powerbikes inc Clubman 1000 & MRO Retro 1000

QUALIFYING - CLASSIFICATION

POS	NO	CL	PIC	NAME	ENTRY	TIME	ON	LAPS	GAP	DIFF	MPH
1	173		1	Stephen DRAPER	Kawasaki ZX10 -	1:42.685	4	5			76.42
2	65		2	Peter BAKER	Kawasaki ZX10R - TJ & Peter Baker M/C. Dodfrey Engi	1:42.715	5	5	0.030	0.030	76.40
3	125		3	Scott STONE	Yamaha R1 - Beaumont Racing	1:43.163	5	6	0.478	0.448	76.07
4	223*	C	1	Rafal KISYK	Yamaha R1 -	1:46.754	3	3	4.069	3.591	73.51
5	13	Ret_C	1	Daniel MERCER	Honda CBR1000RR - Merc&Co Racing, Apex2Apex Pr	1:48.235	4	5	5.550	1.481	72.50
6	12	Ret_C	2	Craig MAKIN	Kawasaki ZX10R - Elite Bodyworks Halifax	1:48.624	5	5	5.939	0.389	72.24
7	80	C	2	Morgan CREASEY	Honda Fireblade - Warics Ltd	1:48.951	1	1	6.266	0.327	72.03
8	41		4	Colin THOMPSON	Suzuki GSXR1000 - Grp Motorsport	1:48.987	4	5	6.302	0.036	72.00
9	152		5	Barry MANTELL	Kawaskai ZX10R - Swedish Car Connection	1:49.234	5	5	6.549	0.247	71.84
10	78	Ret_C	3	Jamie THOMAS	Suzuki GSXR 1000 - Team RubyRacing	1:49.882	2	2	7.197	0.648	71.42
11	197	C	3	Adam RAYNER	BMW S1000RR - Advanced Moto Suspension	1:50.792	4	5	8.107	0.910	70.83
12	48	C	4	Aaron COLLINS	BMW S1000RR - Precision Installations	1:50.884	5	5	8.199	0.092	70.77
13	55		6	Kirt POWELL	- Kirt Powell Plumbing and Heating	1:52.634	3	3	9.949	1.750	69.67
14	92	C	5	Tommi CALDWELL	Yamaha R1 - DART Motorsport	1:52.946	4	4	10.261	0.312	69.48
15	33	C	6	Luke BLACKFORD	Kawasaki ZX10RR - Fly a spitfire/ tyres 4 bikes	1:52.992	5	5	10.307	0.046	69.45
16	19	Ret_C	4	Tyler DONOVAN	- Tinder Corp	1:53.383	2	2	10.698	0.391	69.21
17	169	Ret_C	5	Cory SMITH	-	1:53.896	1	1	11.211	0.513	68.90
18	20	Ret_C	6	Connor SWYER	Suzuki GSXR 1000 K6 - WSC Performace & lleithyr farı	1:55.550	2	2	12.865	1.654	67.91
19	123	C	7	James VINCER	Suzuki GSXR R - John Butcher Bros	1:56.494	2	2	13.809	0.944	67.36
20	96	Ret_C	7	Pete SCOTT	Suzuki GSXR1000K5 - South Hill MOT Centre	1:57.672	5	5	14.987	1.178	66.69
21	274		7	Stewart LATIMER	Suzuki GSXR1000 RR - Fat Bloke Racing RR	2:10.749	3	3	28.064	13.077	60.02

Comments:
*** Bike 223 - Please fit a working transponder**

Weather / Track : Cloudy / Wet
These results are provisional until the conclusion of any judicial and technical matters.

Date: 06/07/2024 Start: 11:09 Finish: 11:19
Cadwell Park: 2.1800 miles

Clerk Of Course:	Stewards:	Timekeeper: Craig Smith	

Results can be found at www.tsl-timing.com

Printed - 11:22 Saturday, 06 July 2024

TSL SPORTS TIMING TIMING SOLUTIONS LTD

BMCRC - MRO Championships 2024 - Rnd 5 @ Cadwell Park

Reactive Parts MRO Powerbikes inc Clubman 1000 & MRO Retro 1000

QUALIFYING - SECTOR ANALYSIS

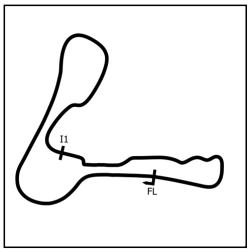

SECTOR 1 = FL to I1, SECTOR 2 = I1 to FL, DIFF = Difference To Personal Best Lap, P = Crossed Finish Line in Pit Lane, D = Time Disallowed

P1 173 Stephen DRAPER — Kawasaki ZX10 -

IDEAL LAP TIME : 1:42.685 BEST LAP TIME : 1:42.685 DIFFERENCE : 0.000

LAP	SECTOR 1	SECTOR 2	LAP TIME	MPH	DIFF	TIME OF DAY
1 -	1:09.281	46.359	1:55.640	67.86	12.955	11:12:31.477
2 -	1:02.370	44.376	1:46.746	73.52	4.061	11:14:18.223
3 -	1:00.028	44.039	1:44.067 (3)	75.41	1.382	11:16:02.290
4 -	***58.958***	***43.727***	***1:42.685 (1)***	***76.42***		***11:17:44.975***
5 -	1:00.116	43.823	1:43.939 (2)	75.50	1.254	11:19:28.914

P2 65 Peter BAKER — Kawasaki ZX10R - TJ & Peter Baker M/C. Dodfrey Engineering

IDEAL LAP TIME : 1:42.655 BEST LAP TIME : 1:42.715 DIFFERENCE : 0.060

LAP	SECTOR 1	SECTOR 2	LAP TIME	MPH	DIFF	TIME OF DAY
1 -	1:04.127	47.852	1:51.979	70.08	9.264	11:12:26.814
2 -	1:00.847	45.836	1:46.683	73.56	3.968	11:14:13.497
3 -	58.920	44.668	1:43.588 (3)	75.76	0.873	11:15:57.085
4 -	58.580	***44.438***	1:43.018 (2)	76.18	0.303	11:17:40.103
5 -	***58.217***	44.498	***1:42.715 (1)***	***76.40***		***11:19:22.818***

P3 125 Scott STONE — Yamaha R1 - Beaumont Racing

IDEAL LAP TIME : 1:43.163 BEST LAP TIME : 1:43.163 DIFFERENCE : 0.000

LAP	SECTOR 1	SECTOR 2	LAP TIME	MPH	DIFF	TIME OF DAY
1 -	1:05.123	45.545	1:50.668	70.91	7.505	11:12:19.422
2 -	1:01.612	44.247	1:45.859	74.13	2.696	11:14:05.281
3 -	1:00.662	44.546	1:45.208	74.59	2.045	11:15:50.489
4 -	1:00.099	44.576	1:44.675 (2)	74.97	1.512	11:17:35.164
5 -	***59.339***	***43.824***	***1:43.163 (1)***	***76.07***		***11:19:18.327***
6 -	1:00.243	44.620	1:44.863 (3)	74.84	1.700	11:21:03.190

P4 223 C Rafal KISYK — Yamaha R1 -

IDEAL LAP TIME : BEST LAP TIME : 1:46.754 DIFFERENCE :

LAP	SECTOR 1	SECTOR 2	LAP TIME	MPH	DIFF	TIME OF DAY
1 -			1:55.187 (3)	68.13	8.433	11:12:32.417
2 -			1:48.158 (2)	72.56	1.404	11:14:20.575
3 -			***1:46.754 (1)***	***73.51***		***11:16:07.329***

P5 13 Ret_C Daniel MERCER — Honda CBR1000RR - Merc&Co Racing, Apex2Apex Promotions

IDEAL LAP TIME : 1:48.235 BEST LAP TIME : 1:48.235 DIFFERENCE : 0.000

LAP	SECTOR 1	SECTOR 2	LAP TIME	MPH	DIFF	TIME OF DAY
1 -	1:10.142	49.719	1:59.861	65.47	11.626	11:13:01.843
2 -	1:04.125	47.752	1:51.877	70.14	3.642	11:14:53.720
3 -	1:03.625	46.887	1:50.512 (3)	71.01	2.277	11:16:44.232
4 -	***1:02.158***	***46.077***	***1:48.235 (1)***	***72.50***		***11:18:32.467***
5 -	1:02.741	46.582	1:49.323 (2)	71.78	1.088	11:20:21.790

P6 12 Ret_C Craig MAKIN — Kawasaki ZX10R - Elite Bodyworks Halifax

IDEAL LAP TIME : 1:48.383 BEST LAP TIME : 1:48.624 DIFFERENCE : 0.241

LAP	SECTOR 1	SECTOR 2	LAP TIME	MPH	DIFF	TIME OF DAY
1 -	1:10.171	49.144	1:59.315	65.77	10.691	11:12:47.139
2 -	1:05.871	47.188	1:53.059	69.41	4.435	11:14:40.198
3 -	1:03.462	47.869	1:51.331 (3)	70.49	2.707	11:16:31.529
4 -	1:02.764	***46.171***	1:48.935 (2)	72.04	0.311	11:18:20.464
5 -	***1:02.212***	46.412	***1:48.624 (1)***	***72.24***		***11:20:09.088***

P7 80 C Morgan CREASEY — Honda Fireblade - Warics Ltd

IDEAL LAP TIME : 1:48.951 BEST LAP TIME : 1:48.951 DIFFERENCE : 0.000

LAP	SECTOR 1	SECTOR 2	LAP TIME	MPH	DIFF	TIME OF DAY
1 -	***1:02.518***	***46.433***	***1:48.951 (1)***	***72.03***		***11:12:24.404***

Weather / Track : Cloudy / Wet

Cadwell Park: 2.1800 miles
Date: 06/07/2024 Start: 11:09 Finish: 11:19

BMCRC - MRO Championships 2024 - Rnd 5 @ Cadwell Park

Reactive Parts MRO Powerbikes inc Clubman 1000 & MRO Retro 1000

QUALIFYING - SECTOR ANALYSIS

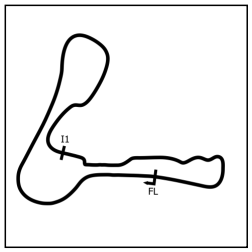

SECTOR 1 = FL to I1, SECTOR 2 = I1 to FL, DIFF = Difference To Personal Best Lap, P = Crossed Finish Line in Pit Lane, D = Time Disallowed

P8 41 Colin THOMPSON — Suzuki GSXR1000 - Grp Motorsport

IDEAL LAP TIME : 1:48.491 BEST LAP TIME : 1:48.987 DIFFERENCE : 0.496

LAP	SECTOR 1	SECTOR 2	LAP TIME	MPH	DIFF	TIME OF DAY
1 -	1:15.263	50.258	2:05.521	62.52	16.534	11:12:45.696
2 -	1:07.085	46.941	1:54.026	68.82	5.039	11:14:39.722
3 -	1:03.875	48.083	1:51.958 (3)	70.09	2.971	11:16:31.680
4 -	1:03.339	***45.648***	***1:48.987 (1)***	***72.00***		***11:18:20.667***
5 -	***1:02.843***	46.226	1:49.069 (2)	71.95	0.082	11:20:09.736

P9 152 Barry MANTELL — Kawaskai ZX10R - Swedish Car Connection

IDEAL LAP TIME : 1:49.234 BEST LAP TIME : 1:49.234 DIFFERENCE : 0.000

LAP	SECTOR 1	SECTOR 2	LAP TIME	MPH	DIFF	TIME OF DAY
1 -	1:10.684	50.494	2:01.178	64.76	11.944	11:12:39.546
2 -	1:07.182	1:21.186	2:28.368	52.89	39.134	11:15:07.914
3 -	1:05.207	47.244	1:52.451 (3)	69.79	3.217	11:17:00.365
4 -	1:03.179	46.785	1:49.964 (2)	71.36	0.730	11:18:50.329
5 -	***1:02.810***	***46.424***	***1:49.234 (1)***	***71.84***		***11:20:39.563***

P10 78 Ret_C Jamie THOMAS — Suzuki GSXR 1000 - Team RubyRacing

IDEAL LAP TIME : 1:49.625 BEST LAP TIME : 1:49.882 DIFFERENCE : 0.257

LAP	SECTOR 1	SECTOR 2	LAP TIME	MPH	DIFF	TIME OF DAY
1 -	1:05.278	***46.467***	1:51.745 (2)	70.23	1.863	11:12:19.360
2 -	***1:03.158***	46.724	***1:49.882 (1)***	***71.42***		***11:14:09.242***

P11 197 C Adam RAYNER — BMW S1000RR - Advanced Moto Suspension

IDEAL LAP TIME : 1:50.747 BEST LAP TIME : 1:50.792 DIFFERENCE : 0.045

LAP	SECTOR 1	SECTOR 2	LAP TIME	MPH	DIFF	TIME OF DAY
1 -	1:06.711	49.338	1:56.049	67.62	5.257	11:12:27.353
2 -	1:07.129	47.968	1:55.097	68.18	4.305	11:14:22.450
3 -	1:05.716	47.135	1:52.851 (3)	69.54	2.059	11:16:15.301
4 -	***1:03.816***	46.976	***1:50.792 (1)***	***70.83***		***11:18:06.093***
5 -	1:04.100	***46.931***	1:51.031 (2)	70.68	0.239	11:19:57.124

P12 48 C Aaron COLLINS — BMW S1000RR - Precision Installations

IDEAL LAP TIME : 1:50.884 BEST LAP TIME : 1:50.884 DIFFERENCE : 0.000

LAP	SECTOR 1	SECTOR 2	LAP TIME	MPH	DIFF	TIME OF DAY
1 -	1:10.394	47.957	1:58.351	66.31	7.467	11:13:05.286
2 -	1:07.196	47.241	1:54.437	68.57	3.553	11:14:59.723
3 -	1:05.240	46.104	1:51.344 (2)	70.48	0.460	11:16:51.067
4 -	1:05.391	46.487	1:51.878 (3)	70.14	0.994	11:18:42.945
5 -	***1:04.916***	***45.968***	***1:50.884 (1)***	***70.77***		***11:20:33.829***

P13 55 Kirt POWELL — - Kirt Powell Plumbing and Heating

IDEAL LAP TIME : 1:52.179 BEST LAP TIME : 1:52.634 DIFFERENCE : 0.455

LAP	SECTOR 1	SECTOR 2	LAP TIME	MPH	DIFF	TIME OF DAY
1 -	1:09.914	49.451	1:59.365 (3)	65.74	6.731	11:12:38.177
2 -	1:06.627	***47.227***	1:53.854 (2)	68.93	1.220	11:14:32.031
3 -	***1:04.952***	47.682	***1:52.634 (1)***	***69.67***		***11:16:24.665***

P14 92 C Tommi CALDWELL — Yamaha R1 - DART Motorsport

IDEAL LAP TIME : 1:52.210 BEST LAP TIME : 1:52.946 DIFFERENCE : 0.736

LAP	SECTOR 1	SECTOR 2	LAP TIME	MPH	DIFF	TIME OF DAY
1 -	1:12.802	49.041	2:01.843	64.41	8.897	11:12:46.685
2 -	1:07.701	***47.174***	1:54.875 (3)	68.31	1.929	11:14:41.560
3 -	1:05.219	49.293	1:54.512 (2)	68.53	1.566	11:16:36.072
4 -	***1:05.036***	47.910	***1:52.946 (1)***	***69.48***		***11:18:29.018***

Weather / Track : Cloudy / Wet

Cadwell Park: 2.1800 miles
Date: 06/07/2024 Start: 11:09 Finish: 11:19

BMCRC - MRO Championships 2024 - Rnd 5 @ Cadwell Park

Reactive Parts MRO Powerbikes inc Clubman 1000 & MRO Retro 1000

QUALIFYING - SECTOR ANALYSIS

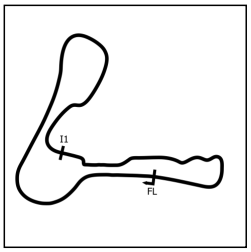

SECTOR 1 = FL to I1, SECTOR 2 = I1 to FL, DIFF = Difference To Personal Best Lap, P = Crossed Finish Line in Pit Lane, D = Time Disallowed

P15 33 C Luke BLACKFORD Kawasaki ZX10RR - Fly a spitfire/ tyres 4 bikes

IDEAL LAP TIME : 1:52.992 BEST LAP TIME : 1:52.992 DIFFERENCE : 0.000

LAP	SECTOR 1	SECTOR 2	LAP TIME	MPH	DIFF	TIME OF DAY
1 -	1:12.363	51.180	2:03.543	63.52	10.551	11:12:37.796
2 -	1:09.041	50.097	1:59.138	65.87	6.146	11:14:36.934
3 -	1:06.391	49.568	1:55.959 (3)	67.67	2.967	11:16:32.893
4 -	1:06.300	49.319	1:55.619 (2)	67.87	2.627	11:18:28.512
5 -	***1:04.826***	***48.166***	***1:52.992 (1)***	***69.45***		***11:20:21.504***

P16 19 Ret_C Tyler DONOVAN - Tinder Corp

IDEAL LAP TIME : 1:53.383 BEST LAP TIME : 1:53.383 DIFFERENCE : 0.000

LAP	SECTOR 1	SECTOR 2	LAP TIME	MPH	DIFF	TIME OF DAY
1 -	1:09.659	50.385	2:00.044 (2)	65.37	6.661	11:12:46.439
2 -	***1:05.854***	***47.529***	***1:53.383 (1)***	***69.21***		***11:14:39.822***

P17 169 Ret_C Cory SMITH -

IDEAL LAP TIME : 1:52.057 BEST LAP TIME : 1:53.896 DIFFERENCE : 1.839

LAP	SECTOR 1	SECTOR 2	LAP TIME	MPH	DIFF	TIME OF DAY
1 -	1:07.633	***46.263***	***1:53.896 (1)***	***68.90***		***11:12:29.068***

P18 20 Ret_C Connor SWYER Suzuki GSXR 1000 K6 - WSC Performace & lleithyr farm & dad

IDEAL LAP TIME : 1:55.220 BEST LAP TIME : 1:55.550 DIFFERENCE : 0.330

LAP	SECTOR 1	SECTOR 2	LAP TIME	MPH	DIFF	TIME OF DAY
1 -	***1:07.264***	48.770	1:56.034 (2)	67.63	0.484	11:12:26.436
2 -	1:07.594	***47.956***	***1:55.550 (1)***	***67.91***		***11:14:21.986***

P19 123 C James VINCER Suzuki GSXR R - John Butcher Bros

IDEAL LAP TIME : 1:56.494 BEST LAP TIME : 1:56.494 DIFFERENCE : 0.000

LAP	SECTOR 1	SECTOR 2	LAP TIME	MPH	DIFF	TIME OF DAY
1 -	1:12.983	48.638	2:01.621 (2)	64.52	5.127	11:12:49.090
2 -	***1:08.469***	***48.025***	***1:56.494 (1)***	***67.36***		***11:14:45.584***

P20 96 Ret_C Pete SCOTT Suzuki GSXR1000K5 - South Hill MOT Centre

IDEAL LAP TIME : 1:57.672 BEST LAP TIME : 1:57.672 DIFFERENCE : 0.000

LAP	SECTOR 1	SECTOR 2	LAP TIME	MPH	DIFF	TIME OF DAY
1 -	1:15.880	52.331	2:08.211	61.21	10.539	11:13:02.051
2 -	1:12.283	51.729	2:04.012	63.28	6.340	11:15:06.063
3 -	1:10.020	50.925	2:00.945 (3)	64.88	3.273	11:17:07.008
4 -	1:09.247	49.677	1:58.924 (2)	65.99	1.252	11:19:05.932
5 -	***1:08.620***	***49.052***	***1:57.672 (1)***	***66.69***		***11:21:03.604***

P21 274 Stewart LATIMER Suzuki GSXR1000 RR - Fat Bloke Racing RR

IDEAL LAP TIME : 2:09.245 BEST LAP TIME : 2:10.749 DIFFERENCE : 1.504

LAP	SECTOR 1	SECTOR 2	LAP TIME	MPH	DIFF	TIME OF DAY
1 -	1:41.103	2:42.150	4:23.253 (3)	29.81	2:12.504	11:15:19.582
2 -	1:20.113	55.372	2:15.485 (2)	57.92	4.736	11:17:35.067
3 -	1:17.584	***53.165***	***2:10.749 (1)***	***60.02***		***11:19:45.816***

Weather / Track : Cloudy / Wet

Cadwell Park: 2.1800 miles
Date: 06/07/2024 Start: 11:09 Finish: 11:19

BMCRC - MRO Championships 2024 - Rnd 5 @ Cadwell Park

Reactive Parts MRO Powerbikes inc Clubman 1000 & MRO Retro 1000

QUALIFYING - BEST SECTORS

SECTOR 1				SECTOR 2			IDEAL / BEST COMPARISON					
POS	NO	NAME	TIME	NO	NAME	TIME	POS	NO	NAME	IDEAL	BEST	DIFF
									PERFECT LAP	1:41.944		
1	65	BAKER	58.217	173	DRAPER	43.727	1	65	BAKER	1:42.655	1:42.715	0.060
2	173	DRAPER	58.958	125	STONE	43.824	2	173	DRAPER	1:42.685	1:42.685	0.000
3	125	STONE	59.339	65	BAKER	44.438	3	125	STONE	1:43.163	1:43.163	0.000
4	13	MERCER	1:02.158	41	THOMPSON	45.648	4	13	MERCER	1:48.235	1:48.235	0.000
5	12	MAKIN	1:02.212	48	COLLINS	45.968	5	12	MAKIN	1:48.383	1:48.624	0.241
6	80	CREASEY	1:02.518	13	MERCER	46.077	6	41	THOMPSON	1:48.491	1:48.987	0.496
7	152	MANTELL	1:02.810	12	MAKIN	46.171	7	80	CREASEY	1:48.951	1:48.951	0.000
8	41	THOMPSON	1:02.843	169	SMITH	46.263	8	152	MANTELL	1:49.234	1:49.234	0.000
9	78	THOMAS	1:03.158	152	MANTELL	46.424	9	78	THOMAS	1:49.625	1:49.882	0.257
10	197	RAYNER	1:03.816	80	CREASEY	46.433	10	197	RAYNER	1:50.747	1:50.792	0.045
11	33	BLACKFORD	1:04.826	78	THOMAS	46.467	11	48	COLLINS	1:50.884	1:50.884	0.000
12	48	COLLINS	1:04.916	197	RAYNER	46.931	12	169	SMITH	1:52.057	1:53.896	1.839
13	55	POWELL	1:04.952	92	CALDWELL	47.174	13	55	POWELL	1:52.179	1:52.634	0.455
14	92	CALDWELL	1:05.036	55	POWELL	47.227	14	92	CALDWELL	1:52.210	1:52.946	0.736
15	169	SMITH	1:05.794	19	DONOVAN	47.529	15	33	BLACKFORD	1:52.992	1:52.992	0.000
16	19	DONOVAN	1:05.854	20	SWYER	47.956	16	19	DONOVAN	1:53.383	1:53.383	0.000
17	20	SWYER	1:07.264	123	VINCER	48.025	17	20	SWYER	1:55.220	1:55.550	0.330
18	123	VINCER	1:08.469	33	BLACKFORD	48.166	18	123	VINCER	1:56.494	1:56.494	0.000
19	96	SCOTT	1:08.620	96	SCOTT	49.052	19	96	SCOTT	1:57.672	1:57.672	0.000
20	274	LATIMER	1:16.080	274	LATIMER	53.165	20	274	LATIMER	2:09.245	2:10.749	1.504
21							21	223	KISYK		1:46.754	

Weather / Track : Cloudy / Wet

Cadwell Park: 2.1800 miles
Date: 06/07/2024 Start: 11:09 Finish: 11:19

Results can be found at www.tsl-timing.com

Printed - 11:22 Saturday, 06 July 2024

BMCRC - MRO Championships 2024 - Rnd 5 @ Cadwell Park

Reactive Parts MRO Powerbikes inc Clubman 1000 & MRO Retro 1000

QUALIFYING - STATISTICS

Competitors Started	21
Planned Start	2024-07-06 @ 10:44:00.000
Actual Start	2024-07-06 @ 11:09:57.602
Finish Time	2024-07-06 @ 11:19:52.971
Track Length	2.1800mi.
Total Laps	79
Total Distance Covered	172.2214mi.

Session Fastest Lap History

NO	CL	NAME	LAP TIME	TIME OF DAY	LAP	VEHICLE
78	Ret_C	**Jamie THOMAS**	**1:51.745**	11:12:19.395	1	Suzuki GSXR 1000
125		**Scott STONE**	**1:50.668**	11:12:19.422	1	Yamaha R1
80	C	**Morgan CREASEY**	**1:48.951**	11:12:24.416	1	Honda Fireblade
125		**Scott STONE**	**1:45.859**	11:14:05.312	2	Yamaha R1
125		**Scott STONE**	**1:45.208**	11:15:50.520	3	Yamaha R1
65		**Peter BAKER**	**1:43.588**	11:15:57.094	3	Kawasaki ZX10R
65		**Peter BAKER**	**1:43.018**	11:17:40.113	4	Kawasaki ZX10R
173		**Stephen DRAPER**	**1:42.685**	11:17:44.998	4	Kawasaki ZX10

Flag History

TYPE	TIME OF DAY
GREEN	11:09:57.602
FINISH	11:19:52.971

Flag Statistics

TYPE	COUNT	TOTAL LAPS	TOTAL TIME
Green	1	6	12:04.945
Red	0	0	0.000
Safety Car	0	0	0.000
FCY	0	0	0.000

Weather / Track : Cloudy / Wet

Cadwell Park: 2.1800 miles
Date: 06/07/2024 Start: 11:09 Finish: 11:19

BMCRC - MRO Championships 2024 - Rnd 5 @ Cadwell Park

Reactive Parts MRO Powerbikes inc Clubman 1000 & MRO Retro 1000

QUALIFYING - STATISTICS

CLASS : 7 Starters

Fastest Lap History

NO	NAME	LAP TIME	TIME OF DAY	LAP	VEHICLE
125	**Scott STONE**	**1:50.668**	11:12:19.422	1	Yamaha R1
125	**Scott STONE**	**1:45.859**	11:14:05.312	2	Yamaha R1
125	**Scott STONE**	**1:45.208**	11:15:50.520	3	Yamaha R1
65	**Peter BAKER**	**1:43.588**	11:15:57.094	3	Kawasaki ZX10R
65	**Peter BAKER**	**1:43.018**	11:17:40.113	4	Kawasaki ZX10R
173	**Stephen DRAPER**	**1:42.685**	11:17:44.998	4	Kawasaki ZX10

Weather / Track : Cloudy / Wet

Cadwell Park: 2.1800 miles
Date: 06/07/2024 Start: 11:09 Finish: 11:19

BMCRC - MRO Championships 2024 - Rnd 5 @ Cadwell Park

Reactive Parts MRO Powerbikes inc Clubman 1000 & MRO Retro 1000

QUALIFYING - STATISTICS

CLASS : C

7 Starters

Fastest Lap History

NO	NAME	LAP TIME	TIME OF DAY	LAP	VEHICLE
80	**Morgan CREASEY**	**1:48.951**	11:12:24.416	1	Honda Fireblade
223	**Rafal KISYK**	**1:48.158**	11:14:20.575	2	Yamaha R1
223	**Rafal KISYK**	**1:46.754**	11:16:07.329	3	Yamaha R1

Weather / Track : Cloudy / Wet

Cadwell Park: 2.1800 miles
Date: 06/07/2024 Start: 11:09 Finish: 11:19

BMCRC - MRO Championships 2024 - Rnd 5 @ Cadwell Park

Reactive Parts MRO Powerbikes inc Clubman 1000 & MRO Retro 1000

QUALIFYING - STATISTICS

CLASS : Ret_C

7 Starters

Fastest Lap History

NO	NAME	LAP TIME	TIME OF DAY	LAP	VEHICLE
78	**Jamie THOMAS**	**1:51.745**	11:12:19.395	1	Suzuki GSXR 1000
78	**Jamie THOMAS**	**1:49.882**	11:14:09.277	2	Suzuki GSXR 1000
12	**Craig MAKIN**	**1:48.935**	11:18:20.496	4	Kawasaki ZX10R
13	**Daniel MERCER**	**1:48.235**	11:18:32.478	4	Honda CBR1000RR

Weather / Track : Cloudy / Wet

Cadwell Park: 2.1800 miles
Date: 06/07/2024 Start: 11:09 Finish: 11:19

MRO POWERBIKES | MRO CLUBMAN 1000 CUP | MRO RETRO 1000S

BMCRC - MRO Championships 2024 - Rnd 5 @ Cadwell Park

Reactive Parts MRO Powerbikes inc Clubman 1000 & MRO Retro 1000

RACE 9 - GRID (12 Laps)

ROW 9	25 271 Daniel JOHNSON			
ROW 8	22 9 Phillip CROWE	23 32 Martin MORRIS	24 258 Ande FRIEND	
ROW 7	19 123 James VINCER 1:56.494	20 96 Pete SCOTT 1:57.672	21 274 Stewart LATIMER 2:10.749	
ROW 6	16 19 Tyler DONOVAN 1:53.383	17 169 Cory SMITH 1:53.896	18 20 Connor SWYER 1:55.550	
ROW 5	13 55 Kirt POWELL 1:52.634	14 92 Tommi CALDWELL 1:52.946	15 33 Luke BLACKFORD 1:52.992	
ROW 4	10 78 Jamie THOMAS 1:49.882	11 197 Adam RAYNER 1:50.792	12 48 Aaron COLLINS 1:50.884	
ROW 3	7 80 Morgan CREASEY 1:48.951	8 41 Colin THOMPSON 1:48.987	9 152 Barry MANTELL 1:49.234	
ROW 2	4 223 Rafal KISYK 1:46.754	5 13 Daniel MERCER 1:48.235	6 12 Craig MAKIN 1:48.624	
ROW 1	1 173 Stephen DRAPER 1:42.685 **Pole**	2 65 Peter BAKER 1:42.715	3 125 Scott STONE 1:43.163	

These results are provisional until the conclusion of any judicial and technical matters.

Cadwell Park: 2.1800 miles

Clerk Of Course:	Stewards:	Timekeeper: Craig Smith	

Results can be found at www.tsl-timing.com

Printed - 11:23 Saturday, 06 July 2024

TSL SPORTS TIMING TIMING SOLUTIONS LTD

MRO POWERBIKES | MRO CLUBMAN 1000 CUP | MRO RETRO 1000S

BMCRC - MRO Championships 2024 - Rnd 5 @ Cadwell Park

Reactive Parts MRO Powerbikes inc Clubman 1000 & MRO Retro 1000

RACE 9 - CLASSIFICATION

Race Distance: 8 Laps / 17.44 miles

POS	NO	CL	PIC	NAME	ENTRY	LAPS	TIME	GAP	DIFF	MPH	BEST	ON	GRD	↑↓
1	125		1	Scott STONE	Yamaha R1 - Beaumont Racing	8	12:58.776			80.61	1:35.069	7	3	2
2	80	C	1	Morgan CREASEY	Honda Fireblade - Warics Ltd	8	12:58.979	0.203	0.203	80.59	1:34.638	7	7	5
3	173		2	Stephen DRAPER	Kawasaki ZX10 -	8	12:59.213	0.437	0.234	80.57	1:34.855	6	1	-2
4	65		3	Peter BAKER	Kawasaki ZX10R - TJ & Peter Baker M/C. Dodfrey Engineeri	8	13:05.084	6.308	5.871	79.97	1:36.160	6	2	-2
5	223	C	2	Rafal KISYK	Yamaha R1 -	8	13:05.619	6.843	0.535	79.91	1:36.103	7	4	-1
6	48	C	3	Aaron COLLINS	BMW S1000RR - Precision Installations	8	13:22.381	23.605	16.762	78.24	1:37.908	6	12	6
7	13	Ret_C	1	Daniel MERCER	Honda CBR1000RR - Merc&Co Racing, Apex2Apex Promot	8	13:24.671	25.895	2.290	78.02	1:39.065	7	5	-2
8	92	C	4	Tommi CALDWELL	Yamaha R1 - DART Motorsport	8	13:27.612	28.836	2.941	77.74	1:38.737	7	14	6
9	197	C	5	Adam RAYNER	BMW S1000RR - Advanced Moto Suspension	8	13:42.185	43.409	14.573	76.36	1:40.510	6	11	2
10	32		4	Martin MORRIS	BMW S1000RR - Morris Racing, Obsession Engineering	8	13:43.397	44.621	1.212	76.25	1:38.718	8	23	13
11	55		5	Kirt POWELL	- Kirt Powell Plumbing and Heating	8	13:45.709	46.933	2.312	76.03	1:38.843	8	13	2
12	12	Ret_C	2	Craig MAKIN	Kawasaki ZX10R - Elite Bodyworks Halifax	8	13:46.649	47.873	0.940	75.95	1:40.474	5	6	-6
13	33	C	6	Luke BLACKFORD	Kawasaki ZX10RR - Fly a spitfire/ tyres 4 bikes	8	13:49.806	51.030	3.157	75.66	1:41.268	6	15	2
14	152		6	Barry MANTELL	Kawaskai ZX10R - Swedish Car Connection	8	13:56.860	58.084	7.054	75.02	1:42.537	3	9	-5
15	78	Ret_C	3	Jamie THOMAS	Suzuki GSXR 1000 - Team RubyRacing	8	13:58.557	59.781	1.697	74.87	1:41.750	8	10	-5
16	169	Ret_C	4	Cory SMITH	-	8	14:00.907	1:02.131	2.350	74.66	1:41.489	8	17	1
17	41		7	Colin THOMPSON	Suzuki GSXR1000 - Grp Motorsport	8	14:01.156	1:02.380	0.249	74.64	1:42.085	8	8	-9
18	96	Ret_C	5	Pete SCOTT	Suzuki GSXR1000K5 - South Hill MOT Centre	8	14:37.777	1:39.001	36.621	71.52	1:45.642	7	20	2
19	20	Ret_C	6	Connor SWYER	Suzuki GSXR 1000 K6 - WSC Performace & lleithyr farm & d	8	14:44.861	1:46.085	7.084	70.95	1:46.334	7	18	-1
20	123	C	7	James VINCER	Suzuki GSXR R - John Butcher Bros	7	13:15.940	1 Lap	1 Lap	69.02	1:50.572	2	19	-1

NOT CLASSIFIED

DNF	19	Ret_C		Tyler DONOVAN	- Tinder Corp	0							16	

FASTEST LAP

80	C	Morgan CREASEY	Honda Fireblade - Warics Ltd	7	1:34.638	82.92 mph	133.45 kph
173		Stephen DRAPER	Kawasaki ZX10 -	6	1:34.855	82.73 mph	133.15 kph
13	Ret_C	Daniel MERCER	Honda CBR1000RR - Merc&Co Racing, Apex2Apex Promot	7	1:39.065	79.22 mph	127.49 kph

Comments:
Class - 92.5% of Race Speed = 74.56 mph
Class C - 92.5% of Race Speed = 74.54 mph
Class Ret_C - 92.5% of Race Speed = 72.16 mph

Weather / Track : Cloudy / Dry
These results are provisional until the conclusion of any judicial and technical matters.

Date: 07/07/2024 Start: 09:04 Finish: 09:17
Cadwell Park: 2.1800 miles

Clerk Of Course:	Stewards:	Timekeeper: Craig Smith	

Results can be found at www.tsl-timing.com

Printed - 09:19 Sunday, 07 July 2024

TSL SPORTS TIMING TIMING SOLUTIONS LTD

BMCRC - MRO Championships 2024 - Rnd 5 @ Cadwell Park

Reactive Parts MRO Powerbikes inc Clubman 1000 & MRO Retro 1000

RACE 9 - LAP CHART

LAP 1 @ 09:05:50.701

NO	BEHIND	LAP TIME
125		1:43.931
65	1.109	1:45.040
173	1.940	1:45.871
223	2.570	1:46.501
13	3.523	1:47.454
80	3.956	1:47.887
48	5.764	1:49.695
92	6.568	1:50.499
197	9.064	1:52.995
41	9.311	1:53.242
152	9.613	1:53.544
12	9.798	1:53.729
33	10.627	1:54.558
55	10.724	1:54.655
169	11.427	1:55.358
32	11.817	1:55.748
78	12.302	1:56.233
123	15.450	1:59.381
96	17.335	2:01.266
20	17.421	2:01.352

LAP 2 @ 09:07:28.041

NO	BEHIND	LAP TIME
125		1:37.340
65	2.588	1:38.819
173	3.032	1:38.432
223	3.588	1:38.358
80	3.777	1:37.161
13	5.974	1:39.791
48	8.942	1:40.518
92	9.465	1:40.237
197	13.832	1:42.108
152	16.241	1:43.968
12	16.858	1:44.400
41	17.134	1:45.163
55	17.798	1:44.414
33	17.826	1:44.539
169	18.329	1:44.242
32	18.432	1:43.955
78	18.920	1:43.958
123	28.682	1:50.572
20	30.103	1:50.022
96	30.834	1:50.839

LAP 3 @ 09:09:05.552

NO	BEHIND	LAP TIME
125		1:37.511
65	2.901	1:37.824
173	3.396	1:37.875
223	3.689	1:37.612
80	3.912	1:37.646
13	7.682	1:39.219
48	11.410	1:39.979
92	11.612	1:39.658
197	18.053	1:41.732
152	21.267	1:42.537
12	21.437	1:42.090
33	22.896	1:42.581
41	24.497	1:44.874
32	24.561	1:43.640
55	24.650	1:44.363
78	25.383	1:43.974
169	25.643	1:44.825
20	43.858	1:51.266
96	44.177	1:50.854
123	44.842	1:53.671

LAP 4 @ 09:10:42.815

NO	BEHIND	LAP TIME
125		1:37.263
173	2.445	1:36.312
65	2.770	1:37.132
80	3.159	1:36.510
223	3.751	1:37.325
13	9.826	1:39.407
48	13.265	1:39.118
92	13.543	1:39.194
197	22.262	1:41.472
12	26.761	1:42.587
152	26.797	1:42.793
33	27.724	1:42.091
32	28.255	1:40.957
55	31.324	1:43.937
41	31.350	1:44.116
78	31.922	1:43.802
169	32.201	1:43.821
20	55.030	1:48.435
96	55.167	1:48.253
123	58.245	1:50.666

LAP 5 @ 09:12:19.523

NO	BEHIND	LAP TIME
125		1:36.708
173	1.476	1:35.739
80	1.649	1:35.198
65	3.523	1:37.461
223	3.948	1:36.905
13	12.666	1:39.548
48	15.113	1:38.556
92	16.961	1:40.126
197	26.865	1:41.311
12	30.527	1:40.474
32	31.618	1:40.071
33	32.700	1:41.684
152	34.074	1:43.985
55	34.160	1:39.544
41	38.826	1:44.184
78	39.050	1:43.836
169	39.228	1:43.735
20	1:06.700	1:48.378
96	1:06.733	1:48.274
123	1:12.376	1:50.839

LAP 6 @ 09:13:55.123

NO	BEHIND	LAP TIME
125		1:35.600
173	0.731	1:34.855
80	1.064	1:35.015
65	4.083	1:36.160
223	4.688	1:36.340
13	16.669	1:39.603
48	17.421	1:37.908
92	20.828	1:39.467
197	31.775	1:40.510
12	35.885	1:40.958
32	36.364	1:40.346
33	38.368	1:41.268
55	38.445	1:39.885
152	41.830	1:43.356
78	46.312	1:42.862
169	48.193	1:44.565
41	48.291	1:45.065
96	1:17.962	1:46.829
20	1:20.013	1:48.913
123	1:31.621	1:54.845

LAP 7 @ 09:15:30.192

NO	BEHIND	LAP TIME
125		1:35.069
80	0.633	1:34.638
173	0.866	1:35.204
65	5.190	1:36.176
223	5.722	1:36.103
13	20.665	1:39.065
48	20.879	1:38.527
92	24.496	1:38.737
197	38.173	1:41.467
32	41.257	1:39.962
12	41.982	1:41.166
55	43.444	1:40.068
33	44.865	1:41.566
152	49.924	1:43.163
78	53.385	1:42.142
41	55.649	1:42.427
169	55.996	1:42.872
96	1:28.535	1:45.642
20	1:31.278	1:46.334

LAP 8 @ 09:17:05.546

NO	BEHIND	LAP TIME
125		1:35.354
80	0.203	1:34.924
173	0.437	1:34.925
65	6.308	1:36.472
223	6.843	1:36.475
123	1 Lap	1:55.966
48	23.605	1:38.080
13	25.895	1:40.584
92	28.836	1:39.694
197	43.409	1:40.590
32	44.621	1:38.718
55	46.933	1:38.843
12	47.873	1:41.245
33	51.030	1:41.519
152	58.084	1:43.514
78	59.781	1:41.750
169	1:02.131	1:41.489
41	1:02.380	1:42.085
96	1:39.001	1:45.820
20	1:46.085	1:50.161

Weather / Track : Cloudy / Dry

Cadwell Park: 2.1800 miles
Date: 07/07/2024 Start: 09:04 Finish: 09:17

Results can be found at www.tsl-timing.com

Printed - 09:19 Sunday, 07 July 2024

BMCRC - MRO Championships 2024 - Rnd 5 @ Cadwell Park

Reactive Parts MRO Powerbikes inc Clubman 1000 & MRO Retro 1000

RACE 9 - POSITION CHART

No	Name	Lap Pos	1	2	3	4	5	6	7	8
173	DRAPER	1	125	125	125	125	125	125	125	125
65	BAKER	2	65	65	65	173	173	173	80	80
125	STONE	3	173	173	173	65	80	80	173	173
223	KISYK	4	223	223	223	80	65	65	65	65
13	MERCER	5	13	80	80	223	223	223	223	223
12	MAKIN	6	80	13	13	13	13	13	13	48
80	CREASEY	7	48	48	48	48	48	48	48	13
41	THOMPSON	8	92	92	92	92	92	92	92	92
152	MANTELL	9	197	197	197	197	197	197	197	197
78	THOMAS	10	41	152	152	12	12	12	32	32
197	RAYNER	11	152	12	12	152	32	32	12	55
48	COLLINS	12	12	41	33	33	33	33	55	12
55	POWELL	13	33	55	41	32	152	55	33	33
92	CALDWELL	14	55	33	32	55	55	152	152	152
33	BLACKFORD	15	169	169	55	41	41	78	78	78
19	DONOVAN	16	32	32	78	78	78	169	41	169
169	SMITH	17	78	78	169	169	169	41	169	41
20	SWYER	18	123	123	20	20	20	96	96	96
123	VINCER	19	96	20	96	96	96	20	20	20
96	SCOTT	20	20	96	123	123	123	123	123	
32	MORRIS	21								

Weather / Track : Cloudy / Dry

Cadwell Park: 2.1800 miles
Date: 07/07/2024 Start: 09:04 Finish: 09:17

Results can be found at www.tsl-timing.com

Printed - 09:19 Sunday, 07 July 2024

BMCRC - MRO Championships 2024 - Rnd 5 @ Cadwell Park

Reactive Parts MRO Powerbikes inc Clubman 1000 & MRO Retro 1000

RACE 9 - SECTOR ANALYSIS

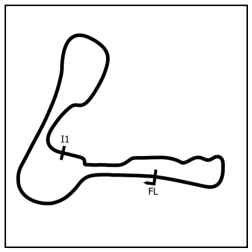

SECTOR 1 = FL to I1, SECTOR 2 = I1 to FL, DIFF = Difference To Personal Best Lap, P = Crossed Finish Line in Pit Lane, D = Time Disallowed

P1 125 Scott STONE — Yamaha R1 - Beaumont Racing

IDEAL LAP TIME : 1:34.794 BEST LAP TIME : 1:35.069 DIFFERENCE : 0.275

LAP	SECTOR 1	SECTOR 2	LAP TIME	MPH	DIFF	TIME OF DAY
1 -		41.174	1:43.931	75.51	8.862	09:05:50.701
2 -	56.706	40.634	1:37.340	80.62	2.271	09:07:28.041
3 -	56.348	41.163	1:37.511	80.48	2.442	09:09:05.552
4 -	56.507	40.756	1:37.263	80.68	2.194	09:10:42.815
5 -	56.013	40.695	1:36.708	81.15	1.639	09:12:19.523
6 -	55.684	39.916	1:35.600 (3)	82.09	0.531	09:13:55.123
7 -	***54.918***	40.151	***1:35.069 (1)***	***82.55***		***09:15:30.192***
8 -	55.478	***39.876***	1:35.354 (2)	82.30	0.285	09:17:05.546

P2 80 C Morgan CREASEY — Honda Fireblade - Warics Ltd

IDEAL LAP TIME : 1:34.525 BEST LAP TIME : 1:34.638 DIFFERENCE : 0.113

LAP	SECTOR 1	SECTOR 2	LAP TIME	MPH	DIFF	TIME OF DAY
1 -		42.283	1:47.887	72.74	13.249	09:05:54.657
2 -	56.401	40.760	1:37.161	80.77	2.523	09:07:31.818
3 -	56.396	41.250	1:37.646	80.37	3.008	09:09:09.464
4 -	55.677	40.833	1:36.510	81.31	1.872	09:10:45.974
5 -	55.024	40.174	1:35.198	82.43	0.560	09:12:21.172
6 -	55.254	***39.761***	1:35.015 (3)	82.59	0.377	09:13:56.187
7 -	***54.764***	39.874	***1:34.638 (1)***	***82.92***		***09:15:30.825***
8 -	54.997	39.927	1:34.924 (2)	82.67	0.286	09:17:05.749

P3 173 Stephen DRAPER — Kawasaki ZX10 -

IDEAL LAP TIME : 1:34.820 BEST LAP TIME : 1:34.855 DIFFERENCE : 0.035

LAP	SECTOR 1	SECTOR 2	LAP TIME	MPH	DIFF	TIME OF DAY
1 -		41.539	1:45.871	74.12	11.016	09:05:52.641
2 -	56.897	41.535	1:38.432	79.73	3.577	09:07:31.073
3 -	56.711	41.164	1:37.875	80.18	3.020	09:09:08.948
4 -	55.905	40.407	1:36.312	81.48	1.457	09:10:45.260
5 -	55.477	40.262	1:35.739	81.97	0.884	09:12:20.999
6 -	55.090	***39.765***	***1:34.855 (1)***	***82.73***		***09:13:55.854***
7 -	55.321	39.883	1:35.204 (3)	82.43	0.349	09:15:31.058
8 -	***55.055***	39.870	1:34.925 (2)	82.67	0.070	09:17:05.983

P4 65 Peter BAKER — Kawasaki ZX10R - TJ & Peter Baker M/C. Dodfrey Engineering

IDEAL LAP TIME : 1:35.914 BEST LAP TIME : 1:36.160 DIFFERENCE : 0.246

LAP	SECTOR 1	SECTOR 2	LAP TIME	MPH	DIFF	TIME OF DAY
1 -		41.496	1:45.040	74.71	8.880	09:05:51.810
2 -	57.535	41.284	1:38.819	79.41	2.659	09:07:30.629
3 -	56.766	41.058	1:37.824	80.22	1.664	09:09:08.453
4 -	56.302	40.830	1:37.132	80.79	0.972	09:10:45.585
5 -	56.409	41.052	1:37.461	80.52	1.301	09:12:23.046
6 -	55.728	***40.432***	***1:36.160 (1)***	***81.61***		***09:13:59.206***
7 -	***55.482***	40.694	1:36.176 (2)	81.60	0.016	09:15:35.382
8 -	55.665	40.807	1:36.472 (3)	81.35	0.312	09:17:11.854

P5 223 C Rafal KISYK — Yamaha R1 -

IDEAL LAP TIME : 1:36.009 BEST LAP TIME : 1:36.103 DIFFERENCE : 0.094

LAP	SECTOR 1	SECTOR 2	LAP TIME	MPH	DIFF	TIME OF DAY
1 -		41.762	1:46.501	73.68	10.398	09:05:53.271
2 -	56.890	41.468	1:38.358	79.79	2.255	09:07:31.629
3 -	56.350	41.262	1:37.612	80.40	1.509	09:09:09.241
4 -	56.313	41.012	1:37.325	80.63	1.222	09:10:46.566
5 -	55.740	41.165	1:36.905	80.98	0.802	09:12:23.471
6 -	55.669	***40.671***	1:36.340 (2)	81.46	0.237	09:13:59.811
7 -	***55.338***	40.765	***1:36.103 (1)***	***81.66***		***09:15:35.914***
8 -	55.410	41.065	1:36.475 (3)	81.34	0.372	09:17:12.389

Weather / Track : Cloudy / Dry

Cadwell Park: 2.1800 miles
Date: 07/07/2024 Start: 09:04 Finish: 09:17

BMCRC - MRO Championships 2024 - Rnd 5 @ Cadwell Park

Reactive Parts MRO Powerbikes inc Clubman 1000 & MRO Retro 1000

RACE 9 - SECTOR ANALYSIS

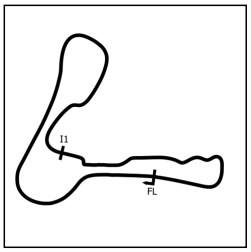

SECTOR 1 = FL to I1, SECTOR 2 = I1 to FL, DIFF = Difference To Personal Best Lap, P = Crossed Finish Line in Pit Lane, D = Time Disallowed

P6 48 C Aaron COLLINS — BMW S1000RR - Precision Installations

IDEAL LAP TIME : 1:37.908 BEST LAP TIME : 1:37.908 DIFFERENCE : 0.000

LAP	SECTOR 1	SECTOR 2	LAP TIME	MPH	DIFF	TIME OF DAY
1 -		42.505	1:49.695	71.54	11.787	09:05:56.465
2 -	58.642	41.876	1:40.518	78.07	2.610	09:07:36.983
3 -	57.931	42.048	1:39.979	78.49	2.071	09:09:16.962
4 -	57.537	41.581	1:39.118	79.17	1.210	09:10:56.080
5 -	57.344	41.212	1:38.556	79.63	0.648	09:12:34.636
6 -	***56.929***	***40.979***	***1:37.908 (1)***	***80.15***		***09:14:12.544***
7 -	57.441	41.086	1:38.527 **(3)**	79.65	0.619	09:15:51.071
8 -	56.972	41.108	1:38.080 **(2)**	80.01	0.172	09:17:29.151

P7 13 Ret_C Daniel MERCER — Honda CBR1000RR - Merc&Co Racing, Apex2Apex Promotions

IDEAL LAP TIME : 1:38.971 BEST LAP TIME : 1:39.065 DIFFERENCE : 0.094

LAP	SECTOR 1	SECTOR 2	LAP TIME	MPH	DIFF	TIME OF DAY
1 -		42.291	1:47.454	73.03	8.389	09:05:54.224
2 -	57.929	41.862	1:39.791	78.64	0.726	09:07:34.015
3 -	***57.494***	41.725	1:39.219 **(2)**	79.09	0.154	09:09:13.234
4 -	57.609	41.798	1:39.407 **(3)**	78.94	0.342	09:10:52.641
5 -	57.639	41.909	1:39.548	78.83	0.483	09:12:32.189
6 -	57.834	41.769	1:39.603	78.79	0.538	09:14:11.792
7 -	57.588	***41.477***	***1:39.065 (1)***	***79.22***		***09:15:50.857***
8 -	58.177	42.407	1:40.584	78.02	1.519	09:17:31.441

P8 92 C Tommi CALDWELL — Yamaha R1 - DART Motorsport

IDEAL LAP TIME : 1:38.629 BEST LAP TIME : 1:38.737 DIFFERENCE : 0.108

LAP	SECTOR 1	SECTOR 2	LAP TIME	MPH	DIFF	TIME OF DAY
1 -		42.519	1:50.499	71.02	11.762	09:05:57.269
2 -	58.270	41.967	1:40.237	78.29	1.500	09:07:37.506
3 -	57.602	42.056	1:39.658	78.74	0.921	09:09:17.164
4 -	57.834	***41.360***	1:39.194 **(2)**	79.11	0.457	09:10:56.358
5 -	58.313	41.813	1:40.126	78.38	1.389	09:12:36.484
6 -	57.681	41.786	1:39.467 **(3)**	78.90	0.730	09:14:15.951
7 -	***57.269***	41.468	***1:38.737 (1)***	***79.48***		***09:15:54.688***
8 -	57.482	42.212	1:39.694	78.72	0.957	09:17:34.382

P9 197 C Adam RAYNER — BMW S1000RR - Advanced Moto Suspension

IDEAL LAP TIME : 1:40.507 BEST LAP TIME : 1:40.510 DIFFERENCE : 0.003

LAP	SECTOR 1	SECTOR 2	LAP TIME	MPH	DIFF	TIME OF DAY
1 -		43.806	1:52.995	69.45	12.485	09:05:59.765
2 -	59.446	42.662	1:42.108	76.86	1.598	09:07:41.873
3 -	58.959	42.773	1:41.732	77.14	1.222	09:09:23.605
4 -	58.800	42.672	1:41.472	77.34	0.962	09:11:05.077
5 -	58.591	42.720	1:41.311 **(3)**	77.46	0.801	09:12:46.388
6 -	***58.177***	42.333	***1:40.510 (1)***	***78.08***		***09:14:26.898***
7 -	58.583	42.884	1:41.467	77.34	0.957	09:16:08.365
8 -	58.260	***42.330***	1:40.590 **(2)**	78.02	0.080	09:17:48.955

P10 32 Martin MORRIS — BMW S1000RR - Morris Racing, Obsession Engineering

IDEAL LAP TIME : 1:38.718 BEST LAP TIME : 1:38.718 DIFFERENCE : 0.000

LAP	SECTOR 1	SECTOR 2	LAP TIME	MPH	DIFF	TIME OF DAY
1 -		44.733	1:55.748	67.80	17.030	09:06:02.518
2 -	59.873	44.082	1:43.955	75.49	5.237	09:07:46.473
3 -	59.912	43.728	1:43.640	75.72	4.922	09:09:30.113
4 -	58.447	42.510	1:40.957	77.73	2.239	09:11:11.070
5 -	58.252	41.819	1:40.071 **(3)**	78.42	1.353	09:12:51.141
6 -	58.201	42.145	1:40.346	78.21	1.628	09:14:31.487
7 -	58.203	41.759	1:39.962 **(2)**	78.51	1.244	09:16:11.449
8 -	***56.984***	***41.734***	***1:38.718 (1)***	***79.49***		***09:17:50.167***

Weather / Track : Cloudy / Dry

Cadwell Park: 2.1800 miles
Date: 07/07/2024 Start: 09:04 Finish: 09:17

BMCRC - MRO Championships 2024 - Rnd 5 @ Cadwell Park

Reactive Parts MRO Powerbikes inc Clubman 1000 & MRO Retro 1000

RACE 9 - SECTOR ANALYSIS

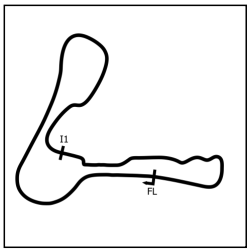

SECTOR 1 = FL to I1, SECTOR 2 = I1 to FL, DIFF = Difference To Personal Best Lap, P = Crossed Finish Line in Pit Lane, D = Time Disallowed

P11 55 Kirt POWELL - Kirt Powell Plumbing and Heating

IDEAL LAP TIME : 1:38.843 BEST LAP TIME : 1:38.843 DIFFERENCE : 0.000

LAP	SECTOR 1	SECTOR 2	LAP TIME	MPH	DIFF	TIME OF DAY
1 -		44.386	1:54.655	68.44	15.812	09:06:01.425
2 -	1:00.486	43.928	1:44.414	75.16	5.571	09:07:45.839
3 -	1:00.698	43.665	1:44.363	75.19	5.520	09:09:30.202
4 -	1:00.351	43.586	1:43.937	75.50	5.094	09:11:14.139
5 -	57.727	41.817	1:39.544 **(2)**	78.84	0.701	09:12:53.683
6 -	57.656	42.229	1:39.885 **(3)**	78.57	1.042	09:14:33.568
7 -	58.294	41.774	1:40.068	78.42	1.225	09:16:13.636
8 -	***57.159***	***41.684***	***1:38.843*** **(1)**	***79.39***		***09:17:52.479***

P12 12 Ret_C Craig MAKIN Kawasaki ZX10R - Elite Bodyworks Halifax

IDEAL LAP TIME : 1:40.407 BEST LAP TIME : 1:40.474 DIFFERENCE : 0.067

LAP	SECTOR 1	SECTOR 2	LAP TIME	MPH	DIFF	TIME OF DAY
1 -		44.008	1:53.729	69.00	13.255	09:06:00.499
2 -	1:00.841	43.559	1:44.400	75.17	3.926	09:07:44.899
3 -	59.263	42.827	1:42.090	76.87	1.616	09:09:26.989
4 -	1:00.036	42.551	1:42.587	76.50	2.113	09:11:09.576
5 -	***58.393***	42.081	***1:40.474*** **(1)**	***78.11***		***09:12:50.050***
6 -	58.877	42.081	1:40.958 **(2)**	77.73	0.484	09:14:31.008
7 -	59.152	***42.014***	1:41.166 **(3)**	77.57	0.692	09:16:12.174
8 -	58.510	42.735	1:41.245	77.51	0.771	09:17:53.419

P13 33 C Luke BLACKFORD Kawasaki ZX10RR - Fly a spitfire/ tyres 4 bikes

IDEAL LAP TIME : 1:40.658 BEST LAP TIME : 1:41.268 DIFFERENCE : 0.610

LAP	SECTOR 1	SECTOR 2	LAP TIME	MPH	DIFF	TIME OF DAY
1 -		44.493	1:54.558	68.50	13.290	09:06:01.328
2 -	1:00.367	44.172	1:44.539	75.07	3.271	09:07:45.867
3 -	59.094	43.487	1:42.581	76.50	1.313	09:09:28.448
4 -	59.242	42.849	1:42.091	76.87	0.823	09:11:10.539
5 -	59.186	***42.498***	1:41.684	77.18	0.416	09:12:52.223
6 -	58.546	42.722	***1:41.268*** **(1)**	***77.49***		***09:14:33.491***
7 -	***58.160***	43.406	1:41.566 **(3)**	77.27	0.298	09:16:15.057
8 -	58.748	42.771	1:41.519 **(2)**	77.30	0.251	09:17:56.576

P14 152 Barry MANTELL Kawaskai ZX10R - Swedish Car Connection

IDEAL LAP TIME : 1:42.453 BEST LAP TIME : 1:42.537 DIFFERENCE : 0.084

LAP	SECTOR 1	SECTOR 2	LAP TIME	MPH	DIFF	TIME OF DAY
1 -		44.178	1:53.544	69.11	11.007	09:06:00.314
2 -	1:00.701	43.267	1:43.968	75.48	1.431	09:07:44.282
3 -	***59.319***	43.218	***1:42.537*** **(1)**	***76.53***		***09:09:26.819***
4 -	59.659	***43.134***	1:42.793 **(2)**	76.34	0.256	09:11:09.612
5 -	1:00.704	43.281	1:43.985	75.47	1.448	09:12:53.597
6 -	1:00.217	43.139	1:43.356	75.93	0.819	09:14:36.953
7 -	59.908	43.255	1:43.163 **(3)**	76.07	0.626	09:16:20.116
8 -	1:00.123	43.391	1:43.514	75.81	0.977	09:18:03.630

P15 78 Ret_C Jamie THOMAS Suzuki GSXR 1000 - Team RubyRacing

IDEAL LAP TIME : 1:41.623 BEST LAP TIME : 1:41.750 DIFFERENCE : 0.127

LAP	SECTOR 1	SECTOR 2	LAP TIME	MPH	DIFF	TIME OF DAY
1 -		44.712	1:56.233	67.51	14.483	09:06:03.003
2 -	1:00.257	43.701	1:43.958	75.49	2.208	09:07:46.961
3 -	1:00.176	43.798	1:43.974	75.48	2.224	09:09:30.935
4 -	1:00.063	43.739	1:43.802	75.60	2.052	09:11:14.737
5 -	1:00.020	43.816	1:43.836	75.58	2.086	09:12:58.573
6 -	1:00.449	42.413	1:42.862 **(3)**	76.29	1.112	09:14:41.435
7 -	***59.282***	42.860	1:42.142 **(2)**	76.83	0.392	09:16:23.577
8 -	59.409	***42.341***	***1:41.750*** **(1)**	***77.13***		***09:18:05.327***

Weather / Track : Cloudy / Dry

Cadwell Park: 2.1800 miles
Date: 07/07/2024 Start: 09:04 Finish: 09:17

BMCRC - MRO Championships 2024 - Rnd 5 @ Cadwell Park

Reactive Parts MRO Powerbikes inc Clubman 1000 & MRO Retro 1000

RACE 9 - SECTOR ANALYSIS

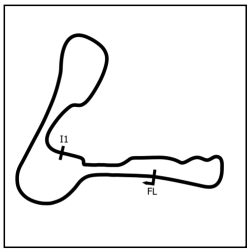

SECTOR 1 = FL to I1, SECTOR 2 = I1 to FL, DIFF = Difference To Personal Best Lap, P = Crossed Finish Line in Pit Lane, D = Time Disallowed

P16 169 Ret_C Cory SMITH -

IDEAL LAP TIME : 1:41.489 BEST LAP TIME : 1:41.489 DIFFERENCE : 0.000

LAP	SECTOR 1	SECTOR 2	LAP TIME	MPH	DIFF	TIME OF DAY
1 -		44.670	1:55.358	68.03	13.869	09:06:02.128
2 -	1:00.022	44.220	1:44.242	75.28	2.753	09:07:46.370
3 -	1:00.432	44.393	1:44.825	74.86	3.336	09:09:31.195
4 -	1:00.086	43.735	1:43.821	75.59	2.332	09:11:15.016
5 -	59.937	43.798	1:43.735 (3)	75.65	2.246	09:12:58.751
6 -	1:00.518	44.047	1:44.565	75.05	3.076	09:14:43.316
7 -	59.461	43.411	1:42.872 (2)	76.28	1.383	09:16:26.188
8 -	***59.275***	***42.214***	***1:41.489 (1)***	***77.32***		***09:18:07.677***

P17 41 Colin THOMPSON Suzuki GSXR1000 - Grp Motorsport

IDEAL LAP TIME : 1:41.519 BEST LAP TIME : 1:42.085 DIFFERENCE : 0.566

LAP	SECTOR 1	SECTOR 2	LAP TIME	MPH	DIFF	TIME OF DAY
1 -		44.313	1:53.242	69.30	11.157	09:06:00.012
2 -	1:00.805	44.358	1:45.163	74.62	3.078	09:07:45.175
3 -	1:01.010	43.864	1:44.874	74.83	2.789	09:09:30.049
4 -	1:00.281	43.835	1:44.116 (3)	75.37	2.031	09:11:14.165
5 -	1:00.349	43.835	1:44.184	75.32	2.099	09:12:58.349
6 -	1:00.573	44.492	1:45.065	74.69	2.980	09:14:43.414
7 -	***59.135***	43.292	1:42.427 (2)	76.62	0.342	09:16:25.841
8 -	59.701	***42.384***	***1:42.085 (1)***	***76.87***		***09:18:07.926***

P18 96 Ret_C Pete SCOTT Suzuki GSXR1000K5 - South Hill MOT Centre

IDEAL LAP TIME : 1:45.468 BEST LAP TIME : 1:45.642 DIFFERENCE : 0.174

LAP	SECTOR 1	SECTOR 2	LAP TIME	MPH	DIFF	TIME OF DAY
1 -		47.268	2:01.266	64.71	15.624	09:06:08.036
2 -	1:04.706	46.133	1:50.839	70.80	5.197	09:07:58.875
3 -	1:05.245	45.609	1:50.854	70.79	5.212	09:09:49.729
4 -	1:03.451	44.802	1:48.253	72.49	2.611	09:11:37.982
5 -	1:03.041	45.233	1:48.274	72.48	2.632	09:13:26.256
6 -	1:02.353	44.476	1:46.829 (3)	73.46	1.187	09:15:13.085
7 -	***1:01.557***	44.085	***1:45.642 (1)***	***74.28***		***09:16:58.727***
8 -	1:01.909	***43.911***	1:45.820 (2)	74.16	0.178	09:18:44.547

P19 20 Ret_C Connor SWYER Suzuki GSXR 1000 K6 - WSC Performace & lleithyr farm & dad

IDEAL LAP TIME : 1:46.334 BEST LAP TIME : 1:46.334 DIFFERENCE : 0.000

LAP	SECTOR 1	SECTOR 2	LAP TIME	MPH	DIFF	TIME OF DAY
1 -		46.558	2:01.352	64.67	15.018	09:06:08.122
2 -	1:04.110	45.912	1:50.022	71.33	3.688	09:07:58.144
3 -	1:05.281	45.985	1:51.266	70.53	4.932	09:09:49.410
4 -	1:02.905	45.530	1:48.435 (3)	72.37	2.101	09:11:37.845
5 -	1:02.623	45.755	1:48.378 (2)	72.41	2.044	09:13:26.223
6 -	1:03.529	45.384	1:48.913	72.05	2.579	09:15:15.136
7 -	***1:01.399***	***44.935***	***1:46.334 (1)***	***73.80***		***09:17:01.470***
8 -	1:04.088	46.073	1:50.161	71.24	3.827	09:18:51.631

P20 123 C James VINCER Suzuki GSXR R - John Butcher Bros

IDEAL LAP TIME : 1:50.131 BEST LAP TIME : 1:50.572 DIFFERENCE : 0.441

LAP	SECTOR 1	SECTOR 2	LAP TIME	MPH	DIFF	TIME OF DAY
1 -		44.817	1:59.381	65.73	8.809	09:06:06.151
2 -	***1:05.326***	45.246	***1:50.572 (1)***	***70.97***		***09:07:56.723***
3 -	1:07.727	45.944	1:53.671	69.04	3.099	09:09:50.394
4 -	1:05.775	44.891	1:50.666 (2)	70.91	0.094	09:11:41.060
5 -	1:06.034	***44.805***	1:50.839 (3)	70.80	0.267	09:13:31.899
6 -	1:07.909	46.936	1:54.845	68.33	4.273	09:15:26.744
7 -	1:10.371	45.595	1:55.966	67.67	5.394	09:17:22.710

Weather / Track : Cloudy / Dry

Cadwell Park: 2.1800 miles
Date: 07/07/2024 Start: 09:04 Finish: 09:17

BMCRC - MRO Championships 2024 - Rnd 5 @ Cadwell Park

Reactive Parts MRO Powerbikes inc Clubman 1000 & MRO Retro 1000

RACE 9 - BEST SECTORS

SECTOR 1				SECTOR 2			IDEAL / BEST COMPARISON					
POS	NO	NAME	TIME	NO	NAME	TIME	POS	NO	NAME	IDEAL	BEST	DIFF
									PERFECT LAP	1:34.525		
1	80	CREASEY	54.764	80	CREASEY	39.761	1	80	CREASEY	1:34.525	1:34.638	0.113
2	125	STONE	54.918	173	DRAPER	39.765	2	125	STONE	1:34.794	1:35.069	0.275
3	173	DRAPER	55.055	125	STONE	39.876	3	173	DRAPER	1:34.820	1:34.855	0.035
4	223	KISYK	55.338	65	BAKER	40.432	4	65	BAKER	1:35.914	1:36.160	0.246
5	65	BAKER	55.482	223	KISYK	40.671	5	223	KISYK	1:36.009	1:36.103	0.094
6	48	COLLINS	56.929	48	COLLINS	40.979	6	48	COLLINS	1:37.908	1:37.908	0.000
7	32	MORRIS	56.984	92	CALDWELL	41.360	7	92	CALDWELL	1:38.629	1:38.737	0.108
8	55	POWELL	57.159	13	MERCER	41.477	8	32	MORRIS	1:38.718	1:38.718	0.000
9	92	CALDWELL	57.269	55	POWELL	41.684	9	55	POWELL	1:38.843	1:38.843	0.000
10	13	MERCER	57.494	32	MORRIS	41.734	10	13	MERCER	1:38.971	1:39.065	0.094
11	33	BLACKFORD	58.160	12	MAKIN	42.014	11	12	MAKIN	1:40.407	1:40.474	0.067
12	197	RAYNER	58.177	169	SMITH	42.214	12	197	RAYNER	1:40.507	1:40.510	0.003
13	12	MAKIN	58.393	197	RAYNER	42.330	13	33	BLACKFORD	1:40.658	1:41.268	0.610
14	41	THOMPSON	59.135	78	THOMAS	42.341	14	169	SMITH	1:41.489	1:41.489	0.000
15	169	SMITH	59.275	41	THOMPSON	42.384	15	41	THOMPSON	1:41.519	1:42.085	0.566
16	78	THOMAS	59.282	33	BLACKFORD	42.498	16	78	THOMAS	1:41.623	1:41.750	0.127
17	152	MANTELL	59.319	152	MANTELL	43.134	17	152	MANTELL	1:42.453	1:42.537	0.084
18	20	SWYER	1:01.399	96	SCOTT	43.911	18	96	SCOTT	1:45.468	1:45.642	0.174
19	96	SCOTT	1:01.557	123	VINCER	44.805	19	20	SWYER	1:46.334	1:46.334	0.000
20	123	VINCER	1:05.326	20	SWYER	44.935	20	123	VINCER	1:50.131	1:50.572	0.441
21												

Weather / Track : Cloudy / Dry

Cadwell Park: 2.1800 miles
Date: 07/07/2024 Start: 09:04 Finish: 09:17

Results can be found at www.tsl-timing.com

Printed - 09:19 Sunday, 07 July 2024

BMCRC - MRO Championships 2024 - Rnd 5 @ Cadwell Park

Reactive Parts MRO Powerbikes inc Clubman 1000 & MRO Retro 1000

RACE 9 - STATISTICS

Competitors Started	21
Planned Start	2024-07-07 @ 09:00:00.000
Actual Start	2024-07-07 @ 09:04:06.769
Finish Time	2024-07-07 @ 09:17:05.545
Track Length	2.1800mi.
Total Laps	159
Total Distance Covered	346.6229mi.

Session Fastest Lap History

NO	CL	NAME	LAP TIME	TIME OF DAY	LAP	VEHICLE
125		**Scott STONE**	**1:37.340**	09:07:28.072	2	Yamaha R1
80	C	**Morgan CREASEY**	**1:37.161**	09:07:31.830	2	Honda Fireblade
173		**Stephen DRAPER**	**1:36.312**	09:10:45.283	4	Kawasaki ZX10
173		**Stephen DRAPER**	**1:35.739**	09:12:21.022	5	Kawasaki ZX10
80	C	**Morgan CREASEY**	**1:35.198**	09:12:21.185	5	Honda Fireblade
173		**Stephen DRAPER**	**1:34.855**	09:13:55.877	6	Kawasaki ZX10
80	C	**Morgan CREASEY**	**1:34.638**	09:15:30.837	7	Honda Fireblade

Session Leader History

NO	CL	NAME	FROM LAP	LAPS LED	DISTANCE	VEHICLE
125		**Scott STONE**	1	8	17.44 miles	Yamaha R1

Flag History

TYPE	TIME OF DAY
GREEN	09:04:06.769
FINISH	09:17:05.545

Flag Statistics

TYPE	COUNT	TOTAL LAPS	TOTAL TIME
Green	1	8	14:56.530
Red	0	0	0.000
Safety Car	0	0	0.000
FCY	0	0	0.000

Weather / Track : Cloudy / Dry

Cadwell Park: 2.1800 miles
Date: 07/07/2024 Start: 09:04 Finish: 09:17

BMCRC - MRO Championships 2024 - Rnd 5 @ Cadwell Park

Reactive Parts MRO Powerbikes inc Clubman 1000 & MRO Retro 1000

RACE 9 - STATISTICS

CLASS : 7 Starters

Fastest Lap History

NO	NAME	LAP TIME	TIME OF DAY	LAP	VEHICLE
125	**Scott STONE**	**1:37.340**	09:07:28.072	2	Yamaha R1
125	**Scott STONE**	**1:37.263**	09:10:42.845	4	Yamaha R1
173	**Stephen DRAPER**	**1:36.312**	09:10:45.283	4	Kawasaki ZX10
173	**Stephen DRAPER**	**1:35.739**	09:12:21.022	5	Kawasaki ZX10
125	**Scott STONE**	**1:35.600**	09:13:55.154	6	Yamaha R1
173	**Stephen DRAPER**	**1:34.855**	09:13:55.877	6	Kawasaki ZX10

Leader History

NO	NAME	FROM LAP	LAPS LED	DISTANCE	VEHICLE
125	**Scott STONE**	1	8	17.44 miles	Yamaha R1

Weather / Track : Cloudy / Dry

Cadwell Park: 2.1800 miles
Date: 07/07/2024 Start: 09:04 Finish: 09:17

BMCRC - MRO Championships 2024 - Rnd 5 @ Cadwell Park

Reactive Parts MRO Powerbikes inc Clubman 1000 & MRO Retro 1000

RACE 9 - STATISTICS

CLASS : C

7 Starters

Fastest Lap History

NO	NAME	LAP TIME	TIME OF DAY	LAP	VEHICLE
223	**Rafal KISYK**	**1:38.358**	09:07:31.651	2	Yamaha R1
80	**Morgan CREASEY**	**1:37.161**	09:07:31.830	2	Honda Fireblade
80	**Morgan CREASEY**	**1:36.510**	09:10:45.986	4	Honda Fireblade
80	**Morgan CREASEY**	**1:35.198**	09:12:21.185	5	Honda Fireblade
80	**Morgan CREASEY**	**1:35.015**	09:13:56.199	6	Honda Fireblade
80	**Morgan CREASEY**	**1:34.638**	09:15:30.837	7	Honda Fireblade

Leader History

NO	NAME	FROM LAP	LAPS LED	DISTANCE	VEHICLE
223	**Rafal KISYK**	1	3	6.54 miles	Yamaha R1
80	**Morgan CREASEY**	4	5	10.90 miles	Honda Fireblade

Weather / Track : Cloudy / Dry

Cadwell Park: 2.1800 miles
Date: 07/07/2024 Start: 09:04 Finish: 09:17

BMCRC - MRO Championships 2024 - Rnd 5 @ Cadwell Park

Reactive Parts MRO Powerbikes inc Clubman 1000 & MRO Retro 1000

RACE 9 - STATISTICS

CLASS : Ret_C

7 Starters

Fastest Lap History

NO	NAME	LAP TIME	TIME OF DAY	LAP	VEHICLE
13	**Daniel MERCER**	**1:39.791**	09:07:34.025	2	Honda CBR1000RR
13	**Daniel MERCER**	**1:39.219**	09:09:13.245	3	Honda CBR1000RR
13	**Daniel MERCER**	**1:39.065**	09:15:50.869	7	Honda CBR1000RR

Leader History

NO	NAME	FROM LAP	LAPS LED	DISTANCE	VEHICLE
13	**Daniel MERCER**	1	8	17.44 miles	Honda CBR1000RR

MRO POWERBIKES | MRO CLUBMAN 1000 CUP | MRO RETRO 1000S

BMCRC - MRO Championships 2024 - Rnd 5 @ Cadwell Park

Reactive Parts MRO Powerbikes inc Clubman 1000 & MRO Retro 1000

RACE 9 - GRID (6 Laps)

ROW 9	25	271	Daniel JOHNSON						
ROW 8	22	274	Stewart LATIMER	23	9	Phillip CROWE	24	258	Ande FRIEND
ROW 7	19	20	Connor SWYER (1:46.334)	20	123	James VINCER (1:50.572)	21	19	Tyler DONOVAN
ROW 6	16	41	Colin THOMPSON (1:42.085)	17	152	Barry MANTELL (1:42.537)	18	96	Pete SCOTT (1:45.642)
ROW 5	13	33	Luke BLACKFORD (1:41.268)	14	169	Cory SMITH (1:41.489)	15	78	Jamie THOMAS (1:41.750)
ROW 4	10	13	Daniel MERCER (1:39.065)	11	12	Craig MAKIN (1:40.474)	12	197	Adam RAYNER (1:40.510)
ROW 3	7	32	Martin MORRIS (1:38.718)	8	92	Tommi CALDWELL (1:38.737)	9	55	Kirt POWELL (1:38.843)
ROW 2	4	223	Rafal KISYK (1:36.103)	5	65	Peter BAKER (1:36.160)	6	48	Aaron COLLINS (1:37.908)
ROW 1	1	80	Morgan CREASEY (1:34.638) **Pole**	2	173	Stephen DRAPER (1:34.855)	3	125	Scott STONE (1:35.069)

These results are provisional until the conclusion of any judicial and technical matters.

Cadwell Park: 2.1800 miles

Clerk Of Course:	Stewards:	Timekeeper: Craig Smith	

Results can be found at www.tsl-timing.com

Printed - 09:21 Sunday, 07 July 2024

MRO POWERBIKES | MRO CLUBMAN 1000 CUP | MRO RETRO 1000S

BMCRC - MRO Championships 2024 - Rnd 5 @ Cadwell Park

Reactive Parts MRO Powerbikes inc Clubman 1000 & MRO Retro 1000

RACE 20 - CLASSIFICATION

Race Distance: 8 Laps / 17.44 miles

POS	NO	CL	PIC	NAME	ENTRY	LAPS	TIME	GAP	DIFF	MPH	BEST	ON	GRD	↑↓
1	**125**		1	**Scott STONE**	Yamaha R1 - Beaumont Racing	**8**	12:48.602			81.68	**1:34.863**	5	3	2
2	**80**	C	1	**Morgan CREASEY**	Honda Fireblade - Warics Ltd	**8**	12:48.989	**0.387**	0.387	81.64	**1:34.740**	6	1	-1
3	**223**	C	2	**Rafal KISYK**	Yamaha R1 -	**8**	12:53.837	**5.235**	4.848	81.13	**1:35.007**	6	4	1
4	**65**		2	**Peter BAKER**	Kawasaki ZX10R - TJ & Peter Baker M/C. Dodfrey Engineeri	**8**	13:02.769	**14.167**	8.932	80.20	**1:36.583**	6	5	1
5	**92**	C	3	**Tommi CALDWELL**	Yamaha R1 - DART Motorsport	**8**	13:23.507	**34.905**	20.738	78.13	**1:38.502**	6	8	3
6	**48**	C	4	**Aaron COLLINS**	BMW S1000RR - Precision Installations	**8**	13:24.082	**35.480**	0.575	78.08	**1:38.522**	6	6	0
7	**13**	Ret_C	1	**Daniel MERCER**	Honda CBR1000RR - Merc&Co Racing, Apex2Apex Promot	**8**	13:32.055	**43.453**	7.973	77.31	**1:39.615**	4	10	3
8	**78**	Ret_C	2	**Jamie THOMAS**	Suzuki GSXR 1000 - Team RubyRacing	**8**	13:32.851	**44.249**	0.796	77.23	**1:40.024**	4	15	7
9	**19**	Ret_C	3	**Tyler DONOVAN**	- Tinder Corp	**8**	13:44.153	**55.551**	11.302	76.18	**1:40.903**	6	21	12
10	**152**		3	**Barry MANTELL**	Kawaskai ZX10R - Swedish Car Connection	**8**	13:44.161	**55.559**	0.008	76.17	**1:40.778**	6	17	7
11	**96**	Ret_C	4	**Pete SCOTT**	Suzuki GSXR1000K5 - South Hill MOT Centre	**8**	14:03.421	**1:14.819**	19.260	74.44	**1:42.784**	8	18	7
12	**123**	C	5	**James VINCER**	Suzuki GSXR R - John Butcher Bros	**7**	12:57.346	**1 Lap**	1 Lap	70.67	**1:45.503**	7	20	8
13	**274**		4	**Stewart LATIMER**	Suzuki GSXR1000 RR - Fat Bloke Racing RR	**7**	13:11.739	**1 Lap**	14.393	69.38	**1:50.603**	4	22	9

NOT CLASSIFIED

DNF	**41**			**Colin THOMPSON**	Suzuki GSXR1000 - Grp Motorsport	**2**	3:36.724	**6 Laps**	5 Laps	72.42	**1:45.085**	2	16	

FASTEST LAP

80	C	**Morgan CREASEY**	Honda Fireblade - Warics Ltd	**6**	1:34.740	82.83 mph	133.31 kph
125		**Scott STONE**	Yamaha R1 - Beaumont Racing	**5**	1:34.863	82.73 mph	133.14 kph
13	Ret_C	**Daniel MERCER**	Honda CBR1000RR - Merc&Co Racing, Apex2Apex Promot	**4**	1:39.615	78.78 mph	126.79 kph

Comments:
Class - 92.5% of Race Speed = 75.55 mph
Class C - 92.5% of Race Speed = 75.51 mph
Class Ret_C - 92.5% of Race Speed = 71.51 mph

Weather / Track : Cloudy / Dry
These results are provisional until the conclusion of any judicial and technical matters.

Date: 07/07/2024 Start: 17:49 Finish: 18:02
Cadwell Park: 2.1800 miles

Clerk Of Course:	Stewards:	Timekeeper: Craig Smith	

Results can be found at www.tsl-timing.com

Printed - 18:05 Sunday, 07 July 2024

TSL SPORTS TIMING TIMING SOLUTIONS LTD

BMCRC - MRO Championships 2024 - Rnd 5 @ Cadwell Park

Reactive Parts MRO Powerbikes inc Clubman 1000 & MRO Retro 1000

RACE 20 - LAP CHART

LAP 1 @ 17:51:09.877

NO	BEHIND	LAP TIME
125		1:41.483
80	0.534	1:42.017
223	1.605	1:43.088
65	2.023	1:43.506
92	6.672	1:48.155
13	7.095	1:48.578
48	7.211	1:48.694
78	7.843	1:49.326
96	10.049	1:51.532
41	10.156	1:51.639
152	10.489	1:51.972
19	10.965	1:52.448
274	17.906	1:59.389
123	20.723	2:02.206

LAP 2 @ 17:52:45.551

NO	BEHIND	LAP TIME
125		1:35.674
80	0.475	1:35.615
223	2.022	1:36.091
65	3.233	1:36.884
92	10.712	1:39.714
13	12.373	1:40.952
48	12.520	1:40.983
78	13.075	1:40.906
19	17.583	1:42.292
152	18.589	1:43.774
41	19.567	1:45.085
96	20.346	1:45.971
274	35.459	1:53.227
123	36.755	1:51.706

LAP 3 @ 17:54:20.991

NO	BEHIND	LAP TIME
125		1:35.440
80	0.330	1:35.295
223	2.793	1:36.211
65	4.481	1:36.688
48	16.059	1:38.979
92	16.311	1:41.039
13	17.909	1:40.976
78	18.233	1:40.598
19	24.189	1:42.046
152	24.516	1:41.367
96	30.146	1:45.240
274	52.463	1:52.444
123	53.297	1:51.982

LAP 4 @ 17:55:57.181

NO	BEHIND	LAP TIME
125		1:36.190
80	0.262	1:36.122
223	2.185	1:35.582
65	4.944	1:36.653
48	19.387	1:39.518
92	19.881	1:39.760
13	21.334	1:39.615
78	22.067	1:40.024
19	29.307	1:41.308
152	29.517	1:41.191
96	38.764	1:44.808
274	1:06.876	1:50.603
123	1:07.669	1:50.562

LAP 5 @ 17:57:32.044

NO	BEHIND	LAP TIME
125		1:34.863
80	0.451	1:35.052
223	2.871	1:35.549
65	7.519	1:37.438
48	23.152	1:38.628
92	23.912	1:38.894
13	26.887	1:40.416
78	27.382	1:40.178
19	35.840	1:41.396
152	36.201	1:41.547
96	48.415	1:44.514
123	1:20.493	1:47.687
274	1:24.274	1:52.261

LAP 6 @ 17:59:07.076

NO	BEHIND	LAP TIME
125		1:35.032
80	0.159	1:34.740
223	2.846	1:35.007
65	9.070	1:36.583
48	26.642	1:38.522
92	27.382	1:38.502
13	31.488	1:39.633
78	32.764	1:40.414
19	41.711	1:40.903
152	41.947	1:40.778
96	57.186	1:43.803
123	1:33.161	1:47.700

LAP 7 @ 18:00:41.989

NO	BEHIND	LAP TIME
125		1:34.913
80	0.363	1:35.117
223	3.287	1:35.354
274	1 Lap	1:53.143
65	11.647	1:37.490
48	30.780	1:39.051
92	31.207	1:38.738
13	37.799	1:41.224
78	38.731	1:40.880
19	48.030	1:41.232
152	48.244	1:41.210
96	1:07.042	1:44.769

LAP 8 @ 18:02:16.996

NO	BEHIND	LAP TIME
125		1:35.007
80	0.387	1:35.031
223	5.235	1:36.955
123	1 Lap	1:45.503
65	14.167	1:37.527
274	1 Lap	1:50.672
92	34.905	1:38.705
48	35.480	1:39.707
13	43.453	1:40.661
78	44.249	1:40.525
19	55.551	1:42.528
152	55.559	1:42.322
96	1:14.819	1:42.784

Weather / Track : Cloudy / Dry

Cadwell Park: 2.1800 miles
Date: 07/07/2024 Start: 17:49 Finish: 18:02

Results can be found at www.tsl-timing.com

Printed - 18:05 Sunday, 07 July 2024

BMCRC - MRO Championships 2024 - Rnd 5 @ Cadwell Park

Reactive Parts MRO Powerbikes inc Clubman 1000 & MRO Retro 1000

RACE 20 - POSITION CHART

		Lap	1	2	3	4	5	6	7	8
No	Name	Pos								
80	CREASEY	1	125	125	125	125	125	125	125	125
125	STONE	2	80	80	80	80	80	80	80	80
223	KISYK	3	223	223	223	223	223	223	223	223
65	BAKER	4	65	65	65	65	65	65	65	65
48	COLLINS	5	92	92	48	48	48	48	48	92
92	CALDWELL	6	13	13	92	92	92	92	92	48
13	MERCER	7	48	48	13	13	13	13	13	13
78	THOMAS	8	78	78	78	78	78	78	78	78
41	THOMPSON	9	96	19	19	19	19	19	19	19
152	MANTELL	10	41	152	152	152	152	152	152	152
96	SCOTT	11	152	41	96	96	96	96	96	96
123	VINCER	12	19	96	274	274	123	123	123	
19	DONOVAN	13	274	274	123	123	274	274	274	
274	LATIMER	14	123	123						

Weather / Track : Cloudy / Dry

Cadwell Park: 2.1800 miles
Date: 07/07/2024 Start: 17:49 Finish: 18:02

Results can be found at www.tsl-timing.com

Printed - 18:05 Sunday, 07 July 2024

BMCRC - MRO Championships 2024 - Rnd 5 @ Cadwell Park

Reactive Parts MRO Powerbikes inc Clubman 1000 & MRO Retro 1000

RACE 20 - SECTOR ANALYSIS

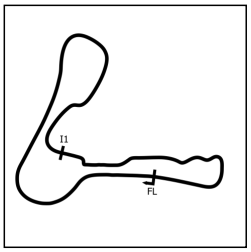

SECTOR 1 = FL to I1, SECTOR 2 = I1 to FL, DIFF = Difference To Personal Best Lap, P = Crossed Finish Line in Pit Lane, D = Time Disallowed

P1 125 Scott STONE — Yamaha R1 - Beaumont Racing

IDEAL LAP TIME : 1:34.778 BEST LAP TIME : 1:34.863 DIFFERENCE : 0.085

LAP	SECTOR 1	SECTOR 2	LAP TIME	MPH	DIFF	TIME OF DAY
1 -		40.615	1:41.483	77.33	6.620	17:51:09.877
2 -	54.812	40.862	1:35.674	82.02	0.811	17:52:45.551
3 -	54.882	40.558	1:35.440	82.23	0.577	17:54:20.991
4 -	55.634	40.556	1:36.190	81.58	1.327	17:55:57.181
5 -	***54.668***	40.195	***1:34.863*** **(1)**	***82.73***		***17:57:32.044***
6 -	54.760	40.272	1:35.032	82.58	0.169	17:59:07.076
7 -	54.803	***40.110***	1:34.913 **(2)**	82.68	0.050	18:00:41.989
8 -	54.842	40.165	1:35.007 **(3)**	82.60	0.144	18:02:16.996

P2 80 C Morgan CREASEY — Honda Fireblade - Warics Ltd

IDEAL LAP TIME : 1:34.694 BEST LAP TIME : 1:34.740 DIFFERENCE : 0.046

LAP	SECTOR 1	SECTOR 2	LAP TIME	MPH	DIFF	TIME OF DAY
1 -		40.707	1:42.017	76.92	7.277	17:51:10.411
2 -	54.986	40.629	1:35.615	82.07	0.875	17:52:46.026
3 -	54.753	40.542	1:35.295	82.35	0.555	17:54:21.321
4 -	55.517	40.605	1:36.122	81.64	1.382	17:55:57.443
5 -	***54.552***	40.500	1:35.052 **(3)**	82.56	0.312	17:57:32.495
6 -	54.598	***40.142***	***1:34.740*** **(1)**	***82.83***		***17:59:07.235***
7 -	54.930	40.187	1:35.117	82.50	0.377	18:00:42.352
8 -	54.662	40.369	1:35.031 **(2)**	82.58	0.291	18:02:17.383

P3 223 C Rafal KISYK — Yamaha R1 -

IDEAL LAP TIME : 1:34.976 BEST LAP TIME : 1:35.007 DIFFERENCE : 0.031

LAP	SECTOR 1	SECTOR 2	LAP TIME	MPH	DIFF	TIME OF DAY
1 -		41.212	1:43.088	76.12	8.081	17:51:11.482
2 -	55.367	40.724	1:36.091	81.67	1.084	17:52:47.573
3 -	55.172	41.039	1:36.211	81.57	1.204	17:54:23.784
4 -	54.715	40.867	1:35.582	82.10	0.575	17:55:59.366
5 -	54.870	40.679	1:35.549 **(3)**	82.13	0.542	17:57:34.915
6 -	54.670	***40.337***	***1:35.007*** **(1)**	***82.60***		***17:59:09.922***
7 -	***54.639***	40.715	1:35.354 **(2)**	82.30	0.347	18:00:45.276
8 -	55.683	41.272	1:36.955	80.94	1.948	18:02:22.231

P4 65 Peter BAKER — Kawasaki ZX10R - TJ & Peter Baker M/C. Dodfrey Engineering

IDEAL LAP TIME : 1:36.488 BEST LAP TIME : 1:36.583 DIFFERENCE : 0.095

LAP	SECTOR 1	SECTOR 2	LAP TIME	MPH	DIFF	TIME OF DAY
1 -		41.376	1:43.506	75.82	6.923	17:51:11.900
2 -	55.659	41.225	1:36.884	81.00	0.301	17:52:48.784
3 -	***55.507***	41.181	1:36.688 **(3)**	81.16	0.105	17:54:25.472
4 -	55.513	41.140	1:36.653 **(2)**	81.19	0.070	17:56:02.125
5 -	56.095	41.343	1:37.438	80.54	0.855	17:57:39.563
6 -	55.602	***40.981***	***1:36.583*** **(1)**	***81.25***		***17:59:16.146***
7 -	56.027	41.463	1:37.490	80.50	0.907	18:00:53.636
8 -	55.744	41.783	1:37.527	80.47	0.944	18:02:31.163

P5 92 C Tommi CALDWELL — Yamaha R1 - DART Motorsport

IDEAL LAP TIME : 1:38.096 BEST LAP TIME : 1:38.502 DIFFERENCE : 0.406

LAP	SECTOR 1	SECTOR 2	LAP TIME	MPH	DIFF	TIME OF DAY
1 -		42.967	1:48.155	72.56	9.653	17:51:16.549
2 -	57.593	42.121	1:39.714	78.70	1.212	17:52:56.263
3 -	57.445	43.594	1:41.039	77.67	2.537	17:54:37.302
4 -	57.858	41.902	1:39.760	78.66	1.258	17:56:17.062
5 -	57.102	41.792	1:38.894	79.35	0.392	17:57:55.956
6 -	56.971	***41.531***	***1:38.502*** **(1)**	***79.67***		***17:59:34.458***
7 -	57.151	41.587	1:38.738 **(3)**	79.48	0.236	18:01:13.196
8 -	***56.565***	42.140	1:38.705 **(2)**	79.51	0.203	18:02:51.901

Weather / Track : Cloudy / Dry

Cadwell Park: 2.1800 miles
Date: 07/07/2024 Start: 17:49 Finish: 18:02

BMCRC - MRO Championships 2024 - Rnd 5 @ Cadwell Park

Reactive Parts MRO Powerbikes inc Clubman 1000 & MRO Retro 1000

RACE 20 - SECTOR ANALYSIS

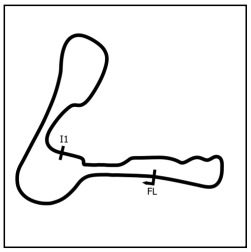

SECTOR 1 = FL to I1, SECTOR 2 = I1 to FL, DIFF = Difference To Personal Best Lap, P = Crossed Finish Line in Pit Lane, D = Time Disallowed

P6 48 C Aaron COLLINS

BMW S1000RR - Precision Installations

IDEAL LAP TIME : 1:37.891 BEST LAP TIME : 1:38.522 DIFFERENCE : 0.631

LAP	SECTOR 1	SECTOR 2	LAP TIME	MPH	DIFF	TIME OF DAY
1 -		43.119	1:48.694	72.20	10.172	17:51:17.088
2 -	58.439	42.544	1:40.983	77.71	2.461	17:52:58.071
3 -	***56.662***	42.317	1:38.979 **(3)**	79.29	0.457	17:54:37.050
4 -	57.905	41.613	1:39.518	78.86	0.996	17:56:16.568
5 -	57.341	41.287	1:38.628 **(2)**	79.57	0.106	17:57:55.196
6 -	57.293	***41.229***	***1:38.522*** **(1)**	***79.65***		***17:59:33.718***
7 -	57.562	41.489	1:39.051	79.23	0.529	18:01:12.769
8 -	57.744	41.963	1:39.707	78.71	1.185	18:02:52.476

P7 13 Ret_C Daniel MERCER

Honda CBR1000RR - Merc&Co Racing, Apex2Apex Promotions

IDEAL LAP TIME : 1:39.602 BEST LAP TIME : 1:39.615 DIFFERENCE : 0.013

LAP	SECTOR 1	SECTOR 2	LAP TIME	MPH	DIFF	TIME OF DAY
1 -		43.730	1:48.578	72.28	8.963	17:51:16.972
2 -	58.104	42.848	1:40.952	77.74	1.337	17:52:57.924
3 -	57.922	43.054	1:40.976	77.72	1.361	17:54:38.900
4 -	***57.296***	42.319	***1:39.615*** **(1)**	***78.78***		***17:56:18.515***
5 -	57.893	42.523	1:40.416 **(3)**	78.15	0.801	17:57:58.931
6 -	57.327	***42.306***	1:39.633 **(2)**	78.76	0.018	17:59:38.564
7 -	58.301	42.923	1:41.224	77.53	1.609	18:01:19.788
8 -	57.788	42.873	1:40.661	77.96	1.046	18:03:00.449

P8 78 Ret_C Jamie THOMAS

Suzuki GSXR 1000 - Team RubyRacing

IDEAL LAP TIME : 1:39.561 BEST LAP TIME : 1:40.024 DIFFERENCE : 0.463

LAP	SECTOR 1	SECTOR 2	LAP TIME	MPH	DIFF	TIME OF DAY
1 -		***41.940***	1:49.326	71.78	9.302	17:51:17.720
2 -	58.188	42.718	1:40.906	77.77	0.882	17:52:58.626
3 -	57.939	42.659	1:40.598	78.01	0.574	17:54:39.224
4 -	***57.621***	42.403	***1:40.024*** **(1)**	***78.46***		***17:56:19.248***
5 -	58.033	42.145	1:40.178 **(2)**	78.34	0.154	17:57:59.426
6 -	57.998	42.416	1:40.414 **(3)**	78.15	0.390	17:59:39.840
7 -	58.443	42.437	1:40.880	77.79	0.856	18:01:20.720
8 -	58.296	42.229	1:40.525	78.07	0.501	18:03:01.245

P9 19 Ret_C Tyler DONOVAN

- Tinder Corp

IDEAL LAP TIME : 1:40.685 BEST LAP TIME : 1:40.903 DIFFERENCE : 0.218

LAP	SECTOR 1	SECTOR 2	LAP TIME	MPH	DIFF	TIME OF DAY
1 -		44.648	1:52.448	69.79	11.545	17:51:20.842
2 -	58.936	43.356	1:42.292	76.72	1.389	17:53:03.134
3 -	58.448	43.598	1:42.046	76.90	1.143	17:54:45.180
4 -	57.964	43.344	1:41.308 **(3)**	77.46	0.405	17:56:26.488
5 -	58.264	***43.132***	1:41.396	77.40	0.493	17:58:07.884
6 -	***57.553***	43.350	***1:40.903*** **(1)**	***77.77***		***17:59:48.787***
7 -	57.933	43.299	1:41.232 **(2)**	77.52	0.329	18:01:30.019
8 -	58.221	44.307	1:42.528	76.54	1.625	18:03:12.547

P10 152 Barry MANTELL

Kawaskai ZX10R - Swedish Car Connection

IDEAL LAP TIME : 1:40.778 BEST LAP TIME : 1:40.778 DIFFERENCE : 0.000

LAP	SECTOR 1	SECTOR 2	LAP TIME	MPH	DIFF	TIME OF DAY
1 -		44.539	1:51.972	70.08	11.194	17:51:20.366
2 -	1:00.445	43.329	1:43.774	75.62	2.996	17:53:04.140
3 -	58.127	43.240	1:41.367	77.42	0.589	17:54:45.507
4 -	58.159	43.032	1:41.191 **(2)**	77.55	0.413	17:56:26.698
5 -	58.515	43.032	1:41.547	77.28	0.769	17:58:08.245
6 -	***58.059***	***42.719***	***1:40.778*** **(1)**	***77.87***		***17:59:49.023***
7 -	58.288	42.922	1:41.210 **(3)**	77.54	0.432	18:01:30.233
8 -	58.485	43.837	1:42.322	76.69	1.544	18:03:12.555

Weather / Track : Cloudy / Dry

Cadwell Park: 2.1800 miles
Date: 07/07/2024 Start: 17:49 Finish: 18:02

BMCRC - MRO Championships 2024 - Rnd 5 @ Cadwell Park

Reactive Parts MRO Powerbikes inc Clubman 1000 & MRO Retro 1000

RACE 20 - SECTOR ANALYSIS

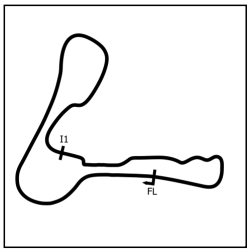

SECTOR 1 = FL to I1, SECTOR 2 = I1 to FL, DIFF = Difference To Personal Best Lap, P = Crossed Finish Line in Pit Lane, D = Time Disallowed

P11 96 Ret_C Pete SCOTT — Suzuki GSXR1000K5 - South Hill MOT Centre

IDEAL LAP TIME : 1:42.784 BEST LAP TIME : 1:42.784 DIFFERENCE : 0.000

LAP	SECTOR 1	SECTOR 2	LAP TIME	MPH	DIFF	TIME OF DAY
1 -		44.731	1:51.532	70.36	8.748	17:51:19.926
2 -	1:01.328	44.643	1:45.971	74.05	3.187	17:53:05.897
3 -	1:00.752	44.488	1:45.240	74.57	2.456	17:54:51.137
4 -	1:00.733	44.075	1:44.808	74.88	2.024	17:56:35.945
5 -	1:00.732	43.782	1:44.514 **(3)**	75.09	1.730	17:58:20.459
6 -	1:00.367	43.436	1:43.803 **(2)**	75.60	1.019	18:00:04.262
7 -	1:00.782	43.987	1:44.769	74.90	1.985	18:01:49.031
8 -	***59.882***	***42.902***	***1:42.784*** **(1)**	***76.35***		***18:03:31.815***

P12 123 C James VINCER — Suzuki GSXR R - John Butcher Bros

IDEAL LAP TIME : 1:45.503 BEST LAP TIME : 1:45.503 DIFFERENCE : 0.000

LAP	SECTOR 1	SECTOR 2	LAP TIME	MPH	DIFF	TIME OF DAY
1 -		45.097	2:02.206	64.21	16.703	17:51:30.600
2 -	1:04.576	47.130	1:51.706	70.25	6.203	17:53:22.306
3 -	1:04.741	47.241	1:51.982	70.08	6.479	17:55:14.288
4 -	1:05.948	44.614	1:50.562	70.98	5.059	17:57:04.850
5 -	1:03.888	43.799	1:47.687 **(2)**	72.87	2.184	17:58:52.537
6 -	1:03.902	43.798	1:47.700 **(3)**	72.86	2.197	18:00:40.237
7 -	***1:02.534***	***42.969***	***1:45.503*** **(1)**	***74.38***		***18:02:25.740***

P13 274 Stewart LATIMER — Suzuki GSXR1000 RR - Fat Bloke Racing RR

IDEAL LAP TIME : BEST LAP TIME : 1:50.603 DIFFERENCE :

LAP	SECTOR 1	SECTOR 2	LAP TIME	MPH	DIFF	TIME OF DAY
1 -			1:59.389	65.73	8.786	17:51:27.783
2 -			1:53.227	69.31	2.624	17:53:21.010
3 -			1:52.444	69.79	1.841	17:55:13.454
4 -			***1:50.603*** **(1)**	***70.95***		***17:57:04.057***
5 -			1:52.261 **(3)**	69.90	1.658	17:58:56.318
6 -			1:53.143	69.36	2.540	18:00:49.461
7 -			1:50.672 **(2)**	70.91	0.069	18:02:40.133

P14 41 Colin THOMPSON — Suzuki GSXR1000 - Grp Motorsport

IDEAL LAP TIME : 1:44.608 BEST LAP TIME : 1:45.085 DIFFERENCE : 0.477

LAP	SECTOR 1	SECTOR 2	LAP TIME	MPH	DIFF	TIME OF DAY
1 -		***44.329***	1:51.639	70.29	6.554	17:51:20.033
2 -	1:00.694	44.391	***1:45.085*** **(1)**	***74.68***		***17:53:05.118***

BMCRC - MRO Championships 2024 - Rnd 5 @ Cadwell Park

Reactive Parts MRO Powerbikes inc Clubman 1000 & MRO Retro 1000

RACE 20 - BEST SECTORS

SECTOR 1				SECTOR 2			IDEAL / BEST COMPARISON					
POS	NO	NAME	TIME	NO	NAME	TIME	POS	NO	NAME	IDEAL	BEST	DIFF
									PERFECT LAP	1:34.662		
1	80	CREASEY	54.552	125	STONE	40.110	1	80	CREASEY	1:34.694	1:34.740	0.046
2	223	KISYK	54.639	80	CREASEY	40.142	2	125	STONE	1:34.778	1:34.863	0.085
3	125	STONE	54.668	223	KISYK	40.337	3	223	KISYK	1:34.976	1:35.007	0.031
4	65	BAKER	55.507	65	BAKER	40.981	4	65	BAKER	1:36.488	1:36.583	0.095
5	92	CALDWELL	56.565	48	COLLINS	41.229	5	48	COLLINS	1:37.891	1:38.522	0.631
6	48	COLLINS	56.662	92	CALDWELL	41.531	6	92	CALDWELL	1:38.096	1:38.502	0.406
7	13	MERCER	57.296	78	THOMAS	41.940	7	78	THOMAS	1:39.561	1:40.024	0.463
8	19	DONOVAN	57.553	13	MERCER	42.306	8	13	MERCER	1:39.602	1:39.615	0.013
9	78	THOMAS	57.621	152	MANTELL	42.719	9	19	DONOVAN	1:40.685	1:40.903	0.218
10	152	MANTELL	58.059	96	SCOTT	42.902	10	152	MANTELL	1:40.778	1:40.778	0.000
11	96	SCOTT	59.882	123	VINCER	42.969	11	96	SCOTT	1:42.784	1:42.784	0.000
12	41	THOMPSON	1:00.279	19	DONOVAN	43.132	12	41	THOMPSON	1:44.608	1:45.085	0.477
13	123	VINCER	1:02.534	41	THOMPSON	44.329	13	123	VINCER	1:45.503	1:45.503	0.000
14							14	274	LATIMER		1:50.603	

Weather / Track : Cloudy / Dry

Cadwell Park: 2.1800 miles
Date: 07/07/2024 Start: 17:49 Finish: 18:02

Results can be found at www.tsl-timing.com

Printed - 18:05 Sunday, 07 July 2024

BMCRC - MRO Championships 2024 - Rnd 5 @ Cadwell Park

Reactive Parts MRO Powerbikes inc Clubman 1000 & MRO Retro 1000

RACE 20 - STATISTICS

Competitors Started	14
Planned Start	2024-07-07 @ 17:35:00.000
Actual Start	2024-07-07 @ 17:49:28.393
Finish Time	2024-07-07 @ 18:02:16.995
Track Length	2.1800mi.
Total Laps	104
Total Distance Covered	226.7219mi.

Session Fastest Lap History

NO	CL	NAME	LAP TIME	TIME OF DAY	LAP	VEHICLE
125		**Scott STONE**	**1:35.674**	17:52:45.581	2	Yamaha R1
80	C	**Morgan CREASEY**	**1:35.615**	17:52:46.038	2	Honda Fireblade
125		**Scott STONE**	**1:35.440**	17:54:21.021	3	Yamaha R1
80	C	**Morgan CREASEY**	**1:35.295**	17:54:21.333	3	Honda Fireblade
125		**Scott STONE**	**1:34.863**	17:57:32.073	5	Yamaha R1
80	C	**Morgan CREASEY**	**1:34.740**	17:59:07.247	6	Honda Fireblade

Session Leader History

NO	CL	NAME	FROM LAP	LAPS LED	DISTANCE	VEHICLE
125		**Scott STONE**	1	8	17.44 miles	Yamaha R1

Flag History

TYPE	TIME OF DAY
GREEN	17:49:28.393
FINISH	18:02:16.995

Flag Statistics

TYPE	COUNT	TOTAL LAPS	TOTAL TIME
Green	1	8	14:14.515
Red	0	0	0.000
Safety Car	0	0	0.000
FCY	0	0	0.000

Weather / Track : Cloudy / Dry

Cadwell Park: 2.1800 miles
Date: 07/07/2024 Start: 17:49 Finish: 18:02

BMCRC - MRO Championships 2024 - Rnd 5 @ Cadwell Park

Reactive Parts MRO Powerbikes inc Clubman 1000 & MRO Retro 1000

RACE 20 - STATISTICS

CLASS : 5 Starters

Fastest Lap History

NO	NAME	LAP TIME	TIME OF DAY	LAP	VEHICLE
125	**Scott STONE**	**1:35.674**	17:52:45.581	2	Yamaha R1
125	**Scott STONE**	**1:35.440**	17:54:21.021	3	Yamaha R1
125	**Scott STONE**	**1:34.863**	17:57:32.073	5	Yamaha R1

Leader History

NO	NAME	FROM LAP	LAPS LED	DISTANCE	VEHICLE
125	**Scott STONE**	1	8	17.44 miles	Yamaha R1

Weather / Track : Cloudy / Dry

Cadwell Park: 2.1800 miles
Date: 07/07/2024 Start: 17:49 Finish: 18:02

BMCRC - MRO Championships 2024 - Rnd 5 @ Cadwell Park

Reactive Parts MRO Powerbikes inc Clubman 1000 & MRO Retro 1000

RACE 20 - STATISTICS

CLASS : C

5 Starters

Fastest Lap History

NO	NAME	LAP TIME	TIME OF DAY	LAP	VEHICLE
80	**Morgan CREASEY**	**1:35.615**	17:52:46.038	2	Honda Fireblade
80	**Morgan CREASEY**	**1:35.295**	17:54:21.333	3	Honda Fireblade
80	**Morgan CREASEY**	**1:35.052**	17:57:32.506	5	Honda Fireblade
80	**Morgan CREASEY**	**1:34.740**	17:59:07.247	6	Honda Fireblade

Leader History

NO	NAME	FROM LAP	LAPS LED	DISTANCE	VEHICLE
80	**Morgan CREASEY**	1	8	17.44 miles	Honda Fireblade

BMCRC - MRO Championships 2024 - Rnd 5 @ Cadwell Park

Reactive Parts MRO Powerbikes inc Clubman 1000 & MRO Retro 1000

RACE 20 - STATISTICS

CLASS : Ret_C

4 Starters

Fastest Lap History

NO	NAME	LAP TIME	TIME OF DAY	LAP	VEHICLE
13	**Daniel MERCER**	**1:40.952**	17:52:57.935	2	Honda CBR1000RR
78	**Jamie THOMAS**	**1:40.906**	17:52:58.659	2	Suzuki GSXR 1000
78	**Jamie THOMAS**	**1:40.598**	17:54:39.258	3	Suzuki GSXR 1000
13	**Daniel MERCER**	**1:39.615**	17:56:18.526	4	Honda CBR1000RR

Leader History

NO	NAME	FROM LAP	LAPS LED	DISTANCE	VEHICLE
13	**Daniel MERCER**	1	8	17.44 miles	Honda CBR1000RR

Weather / Track : Cloudy / Dry

Cadwell Park: 2.1800 miles
Date: 07/07/2024 Start: 17:49 Finish: 18:02

L & W CONTRACTORS
BMCRC ROOKIE 600 & 1000

BMCRC-MRO Championships - Round 5

Cadwell Park

6th / 7th July 2024

Timing & Results Provided by Timing Solutions Ltd

www.tsl-timing.com

Cadwell Park Circuit

Louth, Lincolnshire, UK

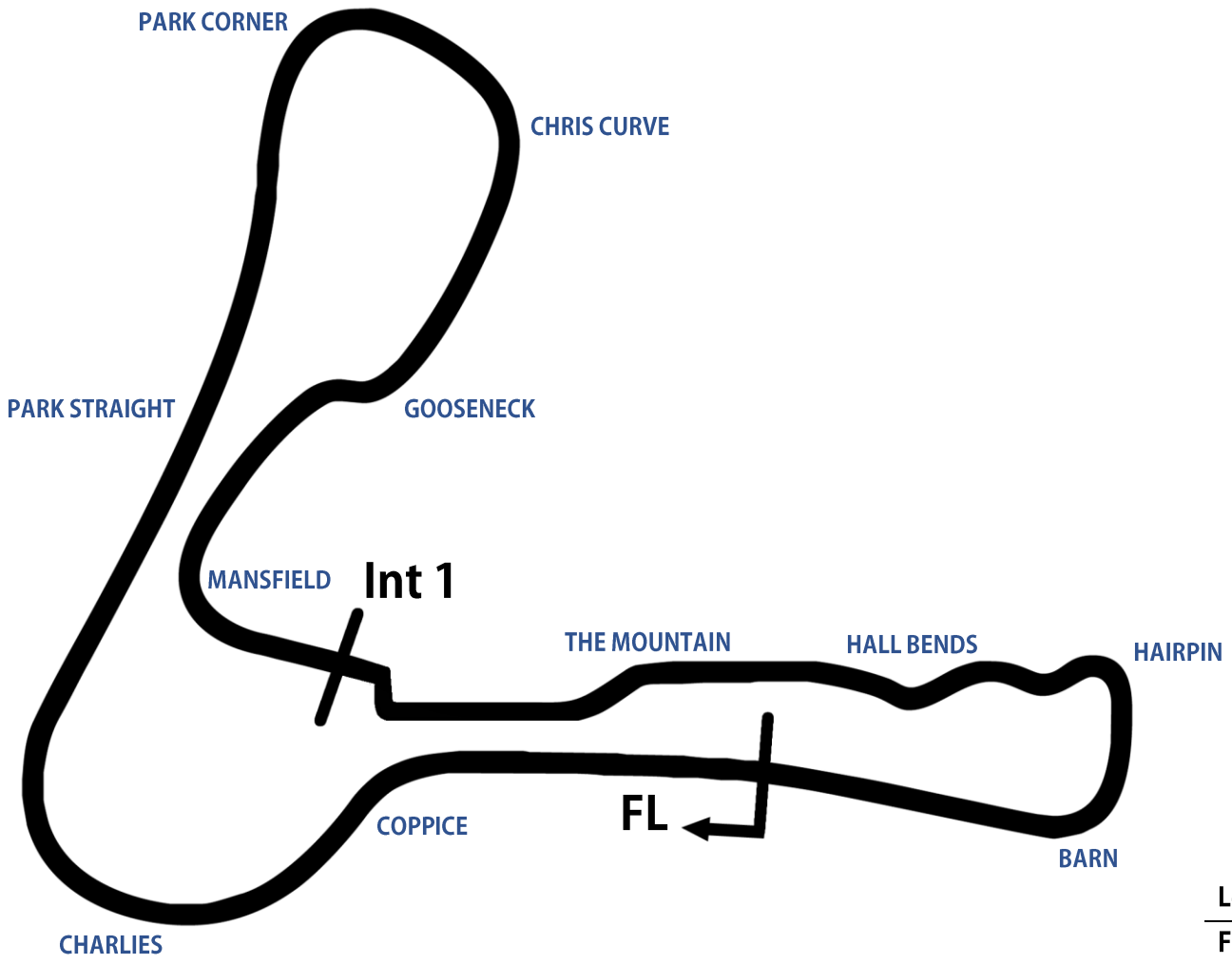

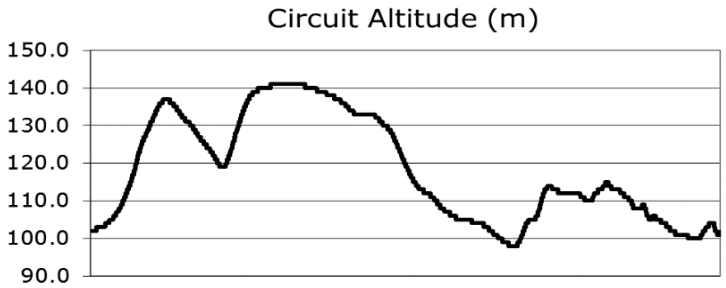

Length	2.1800 miles | 3.508 km | 3508.4m		
FL		53.31024 N	0.05940 W
Int 1	2330m	53.30708 N	0.06270 W
Pit Entry	3427m	53.31103 N	0.05889 W
Pit Exit	0m after FL	53.31030 N	0.05940 w
Pit Entry - Pit Exit	92m, 6.6s @ 50kph, 5.5s @ 60kph		

Results & Live Timing available at – www.tsl-timing.com

Updated - 24/01/2024 10:35

BMCRC - MRO Championships 2024 - Rnd 5 @ Cadwell Park

L&W/BMCRC Rookie 600 & Rookie 1000

QUALIFYING - CLASSIFICATION

POS	NO	CL	PIC	NAME	ENTRY	TIME	ON	LAPS	GAP	DIFF	MPH
1	**40**	600	1	**James LORD**	Triumph STREET TRIPPLE -	**1:50.270**	2	5			71.17
2	**141**	600	2	**Blake O'HARE**	Kawasaki ZX6 -	**1:53.854**	4	5	**3.584**	3.584	68.93
3	**197**	600	3	**Zac WRISDALE**	Kawasaki ZX6R -	**1:55.100**	3	5	**4.830**	1.246	68.18
4	**87**	1000	1	**Dan CHAMBERLAIN**	Suzuki GSXR 750 -	**1:55.338**	3	4	**5.068**	0.238	68.04
5	**178**	600	4	**Paul BLOOMFIELD**	Yamaha R6 -	**1:56.766**	4	5	**6.496**	1.428	67.21
6	**916**	600	5	**Adam FREWIN**	Yamaha R6 - Daniel Parker Motorsport mindset coach	**1:56.984**	5	5	**6.714**	0.218	67.08
7	**85**	1000	2	**Ben WOOD**	Yamaha R1 -	**1:57.541**	5	5	**7.271**	0.557	66.76
8	**67**	600	6	**Adrian WRISDALE**	Kawasaki ZX6R -	**1:57.984**	5	5	**7.714**	0.443	66.51
9	**153**	600	7	**Aaron HICKMOTT**	Kawasaki ZX6R - Me, Myself & I	**2:02.422**	5	5	**12.152**	4.438	64.10
10	**421**	600	8	**Tom ALMOND**	Yamaha R6 -	**2:07.272**	5	5	**17.002**	4.850	61.66
11	**41**	600	9	**Tony PEACE**	- Green Boilers and Heating	**2:07.486**	3	3	**17.216**	0.214	61.56
12	**138**	600	10	**Paul COOMBS**	Triumph 675R DAYTONA -	**2:13.318**	4	4	**23.048**	5.832	58.86
13	**29**	1000	3	**Luke MORGAN**	Suzuki GSXR 750 -	**2:13.875**	5	5	**23.605**	0.557	58.62

Weather / Track : Cloudy / Wet

These results are provisional until the conclusion of any judicial and technical matters.

Date: 06/07/2024 Start: 10:36 Finish: 10:46

Cadwell Park: 2.1800 miles

Clerk Of Course:	Stewards:	Timekeeper: Craig Smith	

Results can be found at www.tsl-timing.com

Printed - 10:49 Saturday, 06 July 2024

BMCRC - MRO Championships 2024 - Rnd 5 @ Cadwell Park

L&W/BMCRC Rookie 600 & Rookie 1000

QUALIFYING - SECTOR ANALYSIS

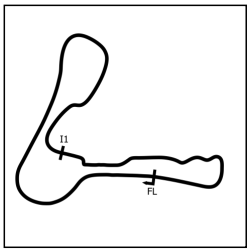

SECTOR 1 = FL to I1, SECTOR 2 = I1 to FL, DIFF = Difference To Personal Best Lap, P = Crossed Finish Line in Pit Lane, D = Time Disallowed

P1 40 600 James LORD — Triumph STREET TRIPPLE -

IDEAL LAP TIME : 1:50.135 BEST LAP TIME : 1:50.270 DIFFERENCE : 0.135

LAP	SECTOR 1	SECTOR 2	LAP TIME	MPH	DIFF	TIME OF DAY
1 -	1:07.110	46.860	1:53.970	68.86	3.700	10:39:03.251
2 -	1:04.241	***46.029***	***1:50.270 (1)***	***71.17***		***10:40:53.521***
3 -	1:04.983	46.959	1:51.942	70.10	1.672	10:42:45.463
4 -	1:04.406	46.349	1:50.755 (3)	70.85	0.485	10:44:36.218
5 -	***1:04.106***	46.274	1:50.380 (2)	71.10	0.110	10:46:26.598

P2 141 600 Blake O'HARE — Kawasaki ZX6 -

IDEAL LAP TIME : 1:53.854 BEST LAP TIME : 1:53.854 DIFFERENCE : 0.000

LAP	SECTOR 1	SECTOR 2	LAP TIME	MPH	DIFF	TIME OF DAY
1 -	1:14.818	49.817	2:04.635	62.96	10.781	10:39:29.025
2 -	1:06.968	48.708	1:55.676 (3)	67.84	1.822	10:41:24.701
3 -	1:07.307	48.151	1:55.458 (2)	67.97	1.604	10:43:20.159
4 -	***1:05.773***	***48.081***	***1:53.854 (1)***	***68.93***		***10:45:14.013***
5 -	1:07.226	49.837	1:57.063	67.04	3.209	10:47:11.076

P3 197 600 Zac WRISDALE — Kawasaki ZX6R -

IDEAL LAP TIME : 1:55.100 BEST LAP TIME : 1:55.100 DIFFERENCE : 0.000

LAP	SECTOR 1	SECTOR 2	LAP TIME	MPH	DIFF	TIME OF DAY
1 -	1:22.485	58.130	2:20.615	55.81	25.515	10:39:48.008
2 -	1:10.714	48.801	1:59.515 (2)	65.66	4.415	10:41:47.523
3 -	***1:07.266***	***47.834***	***1:55.100 (1)***	***68.18***		***10:43:42.623***
4 -	1:13.072	51.905	2:04.977	62.79	9.877	10:45:47.600
5 -	1:10.044	50.518	2:00.562 (3)	65.09	5.462	10:47:48.162

P4 87 1000 Dan CHAMBERLAIN — Suzuki GSXR 750 -

IDEAL LAP TIME : 1:55.117 BEST LAP TIME : 1:55.338 DIFFERENCE : 0.221

LAP	SECTOR 1	SECTOR 2	LAP TIME	MPH	DIFF	TIME OF DAY
1 -	1:15.321	51.486	2:06.807	61.88	11.469	10:39:28.969
2 -	1:08.181	***48.277***	1:56.458 (2)	67.38	1.120	10:41:25.427
3 -	***1:06.840***	48.498	***1:55.338 (1)***	***68.04***		***10:43:20.765***
4 -	1:07.495	50.632	1:58.127 (3)	66.43	2.789	10:45:18.892

P5 178 600 Paul BLOOMFIELD — Yamaha R6 -

IDEAL LAP TIME : 1:56.766 BEST LAP TIME : 1:56.766 DIFFERENCE : 0.000

LAP	SECTOR 1	SECTOR 2	LAP TIME	MPH	DIFF	TIME OF DAY
1 -	1:17.398	53.549	2:10.947	59.93	14.181	10:39:33.551
2 -	1:12.862	51.592	2:04.454	63.05	7.688	10:41:38.005
3 -	1:10.322	49.971	2:00.293 (3)	65.24	3.527	10:43:38.298
4 -	***1:07.756***	***49.010***	***1:56.766 (1)***	***67.21***		***10:45:35.064***
5 -	1:07.826	49.638	1:57.464 (2)	66.81	0.698	10:47:32.528

P6 916 600 Adam FREWIN — Yamaha R6 - Daniel Parker Motorsport mindset coach

IDEAL LAP TIME : 1:56.984 BEST LAP TIME : 1:56.984 DIFFERENCE : 0.000

LAP	SECTOR 1	SECTOR 2	LAP TIME	MPH	DIFF	TIME OF DAY
1 -	1:20.237	55.537	2:15.774	57.80	18.790	10:39:51.193
2 -	1:15.058	54.853	2:09.911	60.41	12.927	10:42:01.104
3 -	1:10.030	51.175	2:01.205 (3)	64.75	4.221	10:44:02.309
4 -	1:09.436	50.525	1:59.961 (2)	65.42	2.977	10:46:02.270
5 -	***1:08.009***	***48.975***	***1:56.984 (1)***	***67.08***		***10:47:59.254***

Weather / Track : Cloudy / Wet

Cadwell Park: 2.1800 miles
Date: 06/07/2024 Start: 10:36 Finish: 10:46

BMCRC - MRO Championships 2024 - Rnd 5 @ Cadwell Park

L&W/BMCRC Rookie 600 & Rookie 1000

QUALIFYING - SECTOR ANALYSIS

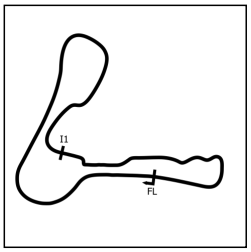

SECTOR 1 = FL to I1, SECTOR 2 = I1 to FL, DIFF = Difference To Personal Best Lap, P = Crossed Finish Line in Pit Lane, D = Time Disallowed

P7 85 1000 Ben WOOD Yamaha R1 -

IDEAL LAP TIME : 1:56.173 BEST LAP TIME : 1:57.541 DIFFERENCE : 1.368

LAP	SECTOR 1	SECTOR 2	LAP TIME	MPH	DIFF	TIME OF DAY
1 -	1:11.931	50.749	2:02.680	63.97	5.139	10:40:04.046
2 -	1:09.168	50.113	1:59.281	65.79	1.740	10:42:03.327
3 -	1:11.126	***47.974***	1:59.100 **(3)**	65.89	1.559	10:44:02.427
4 -	***1:08.199***	49.824	1:58.023 **(2)**	66.49	0.482	10:46:00.450
5 -	1:08.311	49.230	***1:57.541*** **(1)**	***66.76***		***10:47:57.991***

P8 67 600 Adrian WRISDALE Kawasaki ZX6R -

IDEAL LAP TIME : 1:57.984 BEST LAP TIME : 1:57.984 DIFFERENCE : 0.000

LAP	SECTOR 1	SECTOR 2	LAP TIME	MPH	DIFF	TIME OF DAY
1 -	1:20.214	58.137	2:18.351	56.72	20.367	10:39:48.620
2 -	1:15.395	51.136	2:06.531	62.02	8.547	10:41:55.151
3 -	1:11.694	53.201	2:04.895 **(3)**	62.83	6.911	10:44:00.046
4 -	1:10.071	50.015	2:00.086 **(2)**	65.35	2.102	10:46:00.132
5 -	***1:08.354***	***49.630***	***1:57.984*** **(1)**	***66.51***		***10:47:58.116***

P9 153 600 Aaron HICKMOTT Kawasaki ZX6R - Me, Myself & I

IDEAL LAP TIME : 2:02.422 BEST LAP TIME : 2:02.422 DIFFERENCE : 0.000

LAP	SECTOR 1	SECTOR 2	LAP TIME	MPH	DIFF	TIME OF DAY
1 -	1:21.966	56.094	2:18.060	56.84	15.638	10:39:50.707
2 -	1:16.979	54.249	2:11.228	59.80	8.806	10:42:01.935
3 -	1:13.188	52.194	2:05.382 **(3)**	62.59	2.960	10:44:07.317
4 -	1:12.308	51.915	2:04.223 **(2)**	63.17	1.801	10:46:11.540
5 -	***1:11.361***	***51.061***	***2:02.422*** **(1)**	***64.10***		***10:48:13.962***

P10 421 600 Tom ALMOND Yamaha R6 -

IDEAL LAP TIME : 2:07.272 BEST LAP TIME : 2:07.272 DIFFERENCE : 0.000

LAP	SECTOR 1	SECTOR 2	LAP TIME	MPH	DIFF	TIME OF DAY
1 -	1:25.637	58.726	2:24.363	54.36	17.091	10:39:48.119
2 -	1:17.123	55.768	2:12.891	59.05	5.619	10:42:01.010
3 -	1:14.652	54.685	2:09.337 **(3)**	60.67	2.065	10:44:10.347
4 -	1:14.131	54.087	2:08.218 **(2)**	61.20	0.946	10:46:18.565
5 -	***1:13.229***	***54.043***	***2:07.272*** **(1)**	***61.66***		***10:48:25.837***

P11 41 600 Tony PEACE - Green Boilers and Heating

IDEAL LAP TIME : 2:07.486 BEST LAP TIME : 2:07.486 DIFFERENCE : 0.000

LAP	SECTOR 1	SECTOR 2	LAP TIME	MPH	DIFF	TIME OF DAY
1 -	1:24.755	54.695	2:19.450 **(3)**	56.27	11.964	10:39:43.335
2 -	1:15.554	53.519	2:09.073 **(2)**	60.80	1.587	10:41:52.408
3 -	***1:14.093***	***53.393***	***2:07.486*** **(1)**	***61.56***		***10:43:59.894***

P12 138 600 Paul COOMBS Triumph 675R DAYTONA -

IDEAL LAP TIME : 2:13.318 BEST LAP TIME : 2:13.318 DIFFERENCE : 0.000

LAP	SECTOR 1	SECTOR 2	LAP TIME	MPH	DIFF	TIME OF DAY
1 -	1:23.133	58.641	2:21.774	55.35	8.456	10:39:56.856
2 -	1:20.131	56.456	2:16.587 **(3)**	57.45	3.269	10:42:13.443
3 -	1:19.220	56.564	2:15.784 **(2)**	57.79	2.466	10:44:29.227
4 -	***1:17.766***	***55.552***	***2:13.318*** **(1)**	***58.86***		***10:46:42.545***

Weather / Track : Cloudy / Wet

Cadwell Park: 2.1800 miles
Date: 06/07/2024 Start: 10:36 Finish: 10:46

BMCRC - MRO Championships 2024 - Rnd 5 @ Cadwell Park

L&W/BMCRC Rookie 600 & Rookie 1000

QUALIFYING - SECTOR ANALYSIS

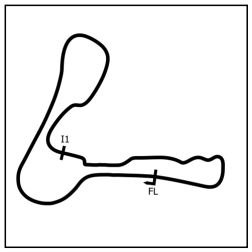

SECTOR 1 = FL to I1, SECTOR 2 = I1 to FL, DIFF = Difference To Personal Best Lap, P = Crossed Finish Line in Pit Lane, D = Time Disallowed

P13 29 1000 Luke MORGAN Suzuki GSXR 750 -

IDEAL LAP TIME : 2:13.653 BEST LAP TIME : 2:13.875 DIFFERENCE : 0.222

LAP	SECTOR 1	SECTOR 2	LAP TIME	MPH	DIFF	TIME OF DAY
1 -	1:26.022	58.549	2:24.571	54.28	10.696	10:39:47.143
2 -	1:21.015	55.732	2:16.747	57.39	2.872	10:42:03.890
3 -	1:19.034	***55.545***	2:14.579 **(2)**	58.31	0.704	10:44:18.469
4 -	1:19.482	55.576	2:15.058 **(3)**	58.10	1.183	10:46:33.527
5 -	***1:18.108***	55.767	***2:13.875*** **(1)**	***58.62***		***10:48:47.402***

Weather / Track : Cloudy / Wet

Cadwell Park: 2.1800 miles
Date: 06/07/2024 Start: 10:36 Finish: 10:46

BMCRC - MRO Championships 2024 - Rnd 5 @ Cadwell Park

L&W/BMCRC Rookie 600 & Rookie 1000

QUALIFYING - BEST SECTORS

SECTOR 1				SECTOR 2			IDEAL / BEST COMPARISON					
POS	NO	NAME	TIME	NO	NAME	TIME	POS	NO	NAME	IDEAL	BEST	DIFF
									PERFECT LAP	1:50.135		
1	40	LORD	1:04.106	40	LORD	46.029	1	40	LORD	1:50.135	1:50.270	0.135
2	141	O'HARE	1:05.773	197	WRISDALE	47.834	2	141	O'HARE	1:53.854	1:53.854	0.000
3	87	CHAMBERLAIN	1:06.840	85	WOOD	47.974	3	197	WRISDALE	1:55.100	1:55.100	0.000
4	197	WRISDALE	1:07.266	141	O'HARE	48.081	4	87	CHAMBERLAIN	1:55.117	1:55.338	0.221
5	178	BLOOMFIELD	1:07.756	87	CHAMBERLAIN	48.277	5	85	WOOD	1:56.173	1:57.541	1.368
6	916	FREWIN	1:08.009	916	FREWIN	48.975	6	178	BLOOMFIELD	1:56.766	1:56.766	0.000
7	85	WOOD	1:08.199	178	BLOOMFIELD	49.010	7	916	FREWIN	1:56.984	1:56.984	0.000
8	67	WRISDALE	1:08.354	67	WRISDALE	49.630	8	67	WRISDALE	1:57.984	1:57.984	0.000
9	153	HICKMOTT	1:11.361	153	HICKMOTT	51.061	9	153	HICKMOTT	2:02.422	2:02.422	0.000
10	421	ALMOND	1:13.229	41	PEACE	53.393	10	421	ALMOND	2:07.272	2:07.272	0.000
11	41	PEACE	1:14.093	421	ALMOND	54.043	11	41	PEACE	2:07.486	2:07.486	0.000
12	138	COOMBS	1:17.766	29	MORGAN	55.545	12	138	COOMBS	2:13.318	2:13.318	0.000
13	29	MORGAN	1:18.108	138	COOMBS	55.552	13	29	MORGAN	2:13.653	2:13.875	0.222

Weather / Track : Cloudy / Wet

Cadwell Park: 2.1800 miles
Date: 06/07/2024 Start: 10:36 Finish: 10:46

Results can be found at www.tsl-timing.com

Printed - 10:49 Saturday, 06 July 2024

BMCRC - MRO Championships 2024 - Rnd 5 @ Cadwell Park

L&W/BMCRC Rookie 600 & Rookie 1000

QUALIFYING - STATISTICS

Competitors Started	13
Planned Start	2024-07-06 @ 10:18:00.000
Actual Start	2024-07-06 @ 10:36:40.570
Finish Time	2024-07-06 @ 10:46:37.892
Track Length	2.1800mi.
Total Laps	61
Total Distance Covered	132.9811mi.

Session Fastest Lap History

NO	CL	NAME	LAP TIME	TIME OF DAY	LAP	VEHICLE
40	600	**James LORD**	**1:53.970**	10:39:03.264	1	Triumph STREET TRIPPLE
40	600	**James LORD**	**1:50.270**	10:40:53.536	2	Triumph STREET TRIPPLE

Flag History

TYPE	TIME OF DAY
GREEN	10:36:40.570
FINISH	10:46:37.892

Flag Statistics

TYPE	COUNT	TOTAL LAPS	TOTAL TIME
Green	1	5	12:23.398
Red	0	0	0.000
Safety Car	0	0	0.000
FCY	0	0	0.000

Weather / Track : Cloudy / Wet

Cadwell Park: 2.1800 miles
Date: 06/07/2024 Start: 10:36 Finish: 10:46

BMCRC - MRO Championships 2024 - Rnd 5 @ Cadwell Park

L&W/BMCRC Rookie 600 & Rookie 1000

QUALIFYING - STATISTICS

CLASS : 1000

3 Starters

Fastest Lap History

NO	NAME	LAP TIME	TIME OF DAY	LAP	VEHICLE
87	**Dan CHAMBERLAIN**	**2:06.807**	10:39:28.979	1	Suzuki GSXR 750
85	**Ben WOOD**	**2:02.680**	10:40:04.058	1	Yamaha R1
87	**Dan CHAMBERLAIN**	**1:56.458**	10:41:25.436	2	Suzuki GSXR 750
87	**Dan CHAMBERLAIN**	**1:55.338**	10:43:20.774	3	Suzuki GSXR 750

Weather / Track : Cloudy / Wet

Cadwell Park: 2.1800 miles
Date: 06/07/2024 Start: 10:36 Finish: 10:46

BMCRC - MRO Championships 2024 - Rnd 5 @ Cadwell Park

L&W/BMCRC Rookie 600 & Rookie 1000

QUALIFYING - STATISTICS

CLASS : 600

10 Starters

Fastest Lap History

NO	NAME	LAP TIME	TIME OF DAY	LAP	VEHICLE
40	**James LORD**	**1:53.970**	10:39:03.264	1	Triumph STREET TRIPPLE
40	**James LORD**	**1:50.270**	10:40:53.536	2	Triumph STREET TRIPPLE

Weather / Track : Cloudy / Wet

Cadwell Park: 2.1800 miles
Date: 06/07/2024 Start: 10:36 Finish: 10:46

BMCRC - MRO Championships 2024 - Rnd 5 @ Cadwell Park

L&W/BMCRC Rookie 600 & Rookie 1000

RACE 7 - GRID (12 Laps)

ROW 7	19	138	Paul COOMBS	2:13.318	20	75	Alex TUFNALL		1		
ROW 6	16	153	Aaron HICKMOTT	2:02.422	17	421	Tom ALMOND	2:07.272	18	41	Tony PEACE 2:07.486
ROW 5	13	178	Paul BLOOMFIELD	1:56.766	14	916	Adam FREWIN	1:56.984	15	67	Adrian WRISDALE 1:57.984
ROW 4	10	40	James LORD	1:50.270	11	141	Blake O'HARE	1:53.854	12	197	Zac WRISDALE 1:55.100
ROW 3	7				8				9		
ROW 2	4	14	Alex YIANNI		5	55	Mindaugas STORPIRSTIS		6	666	Nathan THOMPSON
ROW 1	1	87	Dan CHAMBERLAIN	1:55.338	2	85	Ben WOOD	1:57.541	3	29	Luke MORGAN 2:13.875

Pole

These results are provisional until the conclusion of any judicial and technical matters.

Cadwell Park: 2.1800 miles

Clerk Of Course:	Stewards:	Timekeeper: Craig Smith	

Results can be found at www.tsl-timing.com

Printed - 10:50 Saturday, 06 July 2024

BMCRC - MRO Championships 2024 - Rnd 5 @ Cadwell Park

L&W/BMCRC Rookie 600 & Rookie 1000

RACE 7 - CLASSIFICATION

Race Distance: 12 Laps / 26.16 miles

POS	NO	CL	PIC	NAME	ENTRY	LAPS	TIME	GAP	DIFF	MPH	BEST	ON	GRD	↑↓
1	87	1000	1	Dan CHAMBERLAIN	Suzuki GSXR 750 -	12	19:57.399			78.65	1:37.150	11	1	0
2	85	1000	2	Ben WOOD	Yamaha R1 -	12	20:03.913	6.514	6.514	78.22	1:38.232	9	2	0
3	40	600	1	James LORD	Triumph STREET TRIPPLE -	12	20:50.138	52.739	46.225	75.33	1:40.746	6	7	4
4	153	600	2	Aaron HICKMOTT	Kawasaki ZX6R - Me, Myself & I	12	21:13.514	1:16.115	23.376	73.95	1:39.976	12	13	9
5	197	600	3	Zac WRISDALE	Kawasaki ZX6R -	12	21:13.761	1:16.362	0.247	73.93	1:40.921	10	9	4
6	178	600	4	Paul BLOOMFIELD	Yamaha R6 -	12	21:14.636	1:17.237	0.875	73.88	1:41.540	12	10	4
7	141	600	5	Blake O'HARE	Kawasaki ZX6 -	12	21:24.364	1:26.965	9.728	73.32	1:43.156	11	8	1
8	67*	600	6	Adrian WRISDALE	Kawasaki ZX6R -	12	21:51.047	1:53.648	26.683	71.83	1:44.194	9	12	4
9	138	600	7	Paul COOMBS	Triumph 675R DAYTONA -	11	20:03.012	1 Lap	1 Lap	71.76	1:44.137	10	16	7
10	421	600	8	Tom ALMOND	Yamaha R6 -	11	20:11.170	1 Lap	8.158	71.27	1:46.081	5	14	4
11	14	1000	3	Alex YIANNI	BMW S1000 RR - Airpack 2000 Racing/Almig Compressors	11	21:31.281	1 Lap	1:20.111	66.85	1:55.333	9	4	-7

NOT CLASSIFIED

NC	916	600		Adam FREWIN	Yamaha R6 - Daniel Parker Motorsport mindset coach	2	4:21.071	10 Laps	9 Laps	60.12	1:51.281	2	11	

FASTEST LAP

87	1000	Dan CHAMBERLAIN	Suzuki GSXR 750 -	11	1:37.150	80.78 mph	130.00 kph
153	600	Aaron HICKMOTT	Kawasaki ZX6R - Me, Myself & I	12	1:39.976	78.49 mph	126.33 kph

Comments:
*** No. 67 - 10 second penalty - jump start**
Class 1000 - 92.5% of Race Speed = 72.75 mph
Class 600 - 92.5% of Race Speed = 69.68 mph

Weather / Track : Cloudy / Dry
These results are provisional until the conclusion of any judicial and technical matters.

Date: 06/07/2024 Start: 16:02 Finish: 16:22
Cadwell Park: 2.1800 miles

Clerk Of Course:	Stewards:	Timekeeper: Craig Smith	

Results can be found at www.tsl-timing.com

Printed - 16:25 Saturday, 06 July 2024

BMCRC - MRO Championships 2024 - Rnd 5 @ Cadwell Park

L&W/BMCRC Rookie 600 & Rookie 1000

RACE 7 - LAP CHART

LAP 1 @ 16:04:32.222

NO	BEHIND	LAP TIME
87		1:47.459
85	0.688	1:48.147
14	17.819	2:05.278
40	24.986	2:12.445
141	29.297	2:16.756
178	29.774	2:17.233
153	30.861	2:18.320
197	31.225	2:18.684
421	32.337	2:19.796
67	33.798	2:21.257
138	35.832	2:23.291
916	42.331	2:29.790

LAP 2 @ 16:06:12.814

NO	BEHIND	LAP TIME
87		1:40.592
85	0.179	1:40.083
40	27.619	1:43.225
178	36.613	1:47.431
141	36.856	1:48.151
14	36.960	1:59.733
197	37.084	1:46.451
153	37.108	1:46.839
421	39.392	1:47.647
67	40.814	1:47.608
138	42.420	1:47.180
916	53.020	1:51.281

LAP 3 @ 16:07:53.784

NO	BEHIND	LAP TIME
85		1:40.791
87	0.202	1:41.172
40	28.016	1:41.367
178	38.515	1:42.872
141	40.988	1:45.102
153	41.414	1:45.276
197	41.828	1:45.714
67	46.403	1:46.559
421	46.598	1:48.176
138	48.604	1:47.154
14	52.251	1:56.261

LAP 4 @ 16:09:33.682

NO	BEHIND	LAP TIME
87		1:39.696
85	0.511	1:40.409
40	29.172	1:41.054
178	41.624	1:43.007
141	45.144	1:44.054
153	45.737	1:44.221
197	46.145	1:44.215
67	52.655	1:46.150
138	55.496	1:46.790
421	55.779	1:49.079
14	1:09.209	1:56.856

LAP 5 @ 16:11:12.556

NO	BEHIND	LAP TIME
87		1:38.874
85	0.414	1:38.777
40	31.811	1:41.513
178	45.963	1:43.213
153	49.548	1:42.685
141	50.773	1:44.503
197	50.932	1:43.661
67	59.488	1:45.707
421	1:02.986	1:46.081
138	1:03.405	1:46.783
14	1:27.307	1:56.972

LAP 6 @ 16:12:51.287

NO	BEHIND	LAP TIME
87		1:38.731
85	1.037	1:39.354
40	33.826	1:40.746
178	49.907	1:42.675
153	54.741	1:43.924
141	55.871	1:43.829
197	56.037	1:43.836
67	1:06.662	1:45.905
421	1:11.253	1:46.998
138	1:11.405	1:46.731

LAP 7 @ 16:14:30.676

NO	BEHIND	LAP TIME
87		1:39.389
85	1.420	1:39.772
14	1 Lap	1:56.712
40	35.442	1:41.005
178	52.897	1:42.379
153	58.553	1:43.201
197	58.654	1:42.006
141	1:00.460	1:43.978
67	1:12.247	1:44.974
421	1:18.213	1:46.349
138	1:18.312	1:46.296

LAP 8 @ 16:16:09.797

NO	BEHIND	LAP TIME
87		1:39.121
85	0.831	1:38.532
14	1 Lap	1:55.403
40	37.119	1:40.798
178	57.268	1:43.492
197	1:02.221	1:42.688
153	1:02.705	1:43.273
141	1:05.024	1:43.685
67	1:17.635	1:44.509
138	1:23.513	1:44.322
421	1:25.400	1:46.308

LAP 9 @ 16:17:48.754

NO	BEHIND	LAP TIME
87		1:38.957
85	0.106	1:38.232
40	39.706	1:41.544
14	1 Lap	1:56.623
178	1:01.063	1:42.752
197	1:04.740	1:41.476
153	1:05.833	1:42.085
141	1:09.686	1:43.619
67	1:22.872	1:44.194
138	1:28.886	1:44.330
421	1:33.543	1:47.100

LAP 10 @ 16:19:27.145

NO	BEHIND	LAP TIME
85		1:38.285
87	0.206	1:38.597
40	43.584	1:42.269
14	1 Lap	1:55.333
178	1:05.932	1:43.260
197	1:07.270	1:40.921
153	1:09.091	1:41.649
141	1:14.681	1:43.386
67	1:29.546	1:45.065
138	1:34.632	1:44.137

LAP 11 @ 16:21:04.501

NO	BEHIND	LAP TIME
87		1:37.150
85	1.131	1:38.487
421	1 Lap	1:46.563
40	48.861	1:42.633
197	1:12.009	1:42.095
178	1:13.358	1:44.782
153	1:13.800	1:42.065
14	1 Lap	1:55.701
141	1:20.481	1:43.156
67	1:36.622	1:44.432

LAP 12 @ 16:22:42.162

NO	BEHIND	LAP TIME
87		1:37.661
138	1 Lap	1:45.998
85	6.514	1:43.044
421	1 Lap	1:47.073
40	52.739	1:41.539
153	1:16.115	1:39.976
197	1:16.362	1:42.014
178	1:17.237	1:41.540
141	1:26.965	1:44.145
14	1 Lap	1:56.409
67	1:43.648	1:44.687

Weather / Track : Cloudy / Dry

Cadwell Park: 2.1800 miles
Date: 06/07/2024 Start: 16:02 Finish: 16:22

Results can be found at www.tsl-timing.com

Printed - 16:25 Saturday, 06 July 2024

BMCRC - MRO Championships 2024 - Rnd 5 @ Cadwell Park

L&W/BMCRC Rookie 600 & Rookie 1000

RACE 7 - POSITION CHART

		Lap	1	2	3	4	5	6	7	8	9	10	11	12
No	Name	Pos												
87	CHAMBERLAIN	1	87	87	85	87	87	87	87	87	87	85	87	87
85	WOOD	2	85	85	87	85	85	85	85	85	85	87	85	85
14	YIANNI	3	14	40	40	40	40	40	40	40	40	40	40	40
40	LORD	4	40	178	178	178	178	178	178	178	178	178	197	153
141	O'HARE	5	141	141	141	141	153	153	153	197	197	197	178	197
197	WRISDALE	6	178	14	153	153	141	141	197	153	153	153	153	178
178	BLOOMFIELD	7	153	197	197	197	197	197	141	141	141	141	141	141
916	FREWIN	8	197	153	67	67	67	67	67	67	67	67	67	67
67	WRISDALE	9	421	421	421	138	421	421	421	138	138	138	138	
153	HICKMOTT	10	67	67	138	421	138	138	138	421	421	421	421	
421	ALMOND	11	138	138	14	14	14	14	14	14	14	14	14	
138	COOMBS	12	916	916										

Weather / Track : Cloudy / Dry

Cadwell Park: 2.1800 miles
Date: 06/07/2024 Start: 16:02 Finish: 16:22

Results can be found at www.tsl-timing.com

Printed - 16:25 Saturday, 06 July 2024

BMCRC - MRO Championships 2024 - Rnd 5 @ Cadwell Park

L&W/BMCRC Rookie 600 & Rookie 1000

RACE 7 - SECTOR ANALYSIS

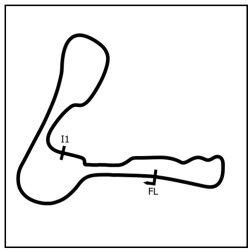

SECTOR 1 = FL to I1, SECTOR 2 = I1 to FL, DIFF = Difference To Personal Best Lap, P = Crossed Finish Line in Pit Lane, D = Time Disallowed

P1 87 1000 Dan CHAMBERLAIN Suzuki GSXR 750 -

IDEAL LAP TIME : 1:37.150 BEST LAP TIME : 1:37.150 DIFFERENCE : 0.000

LAP	SECTOR 1	SECTOR 2	LAP TIME	MPH	DIFF	TIME OF DAY
1 -		42.757	1:47.459	73.03	10.309	16:04:32.222
2 -	58.456	42.136	1:40.592	78.01	3.442	16:06:12.814
3 -	58.652	42.520	1:41.172	77.57	4.022	16:07:53.986
4 -	58.206	41.490	1:39.696	78.71	2.546	16:09:33.682
5 -	57.723	41.151	1:38.874	79.37	1.724	16:11:12.556
6 -	57.511	41.220	1:38.731	79.48	1.581	16:12:51.287
7 -	57.801	41.588	1:39.389	78.96	2.239	16:14:30.676
8 -	57.504	41.617	1:39.121	79.17	1.971	16:16:09.797
9 -	57.547	41.410	1:38.957	79.30	1.807	16:17:48.754
10 -	57.100	41.497	1:38.597 **(3)**	79.59	1.447	16:19:27.351
11 -	***56.519***	***40.631***	***1:37.150*** **(1)**	***80.78***		***16:21:04.501***
12 -	56.680	40.981	1:37.661 **(2)**	80.36	0.511	16:22:42.162

P2 85 1000 Ben WOOD Yamaha R1 -

IDEAL LAP TIME : 1:37.706 BEST LAP TIME : 1:38.232 DIFFERENCE : 0.526

LAP	SECTOR 1	SECTOR 2	LAP TIME	MPH	DIFF	TIME OF DAY
1 -		43.421	1:48.147	72.56	9.915	16:04:32.910
2 -	58.368	41.715	1:40.083	78.41	1.851	16:06:12.993
3 -	58.286	42.505	1:40.791	77.86	2.559	16:07:53.784
4 -	58.313	42.096	1:40.409	78.16	2.177	16:09:34.193
5 -	57.815	***40.962***	1:38.777	79.45	0.545	16:11:12.970
6 -	57.831	41.523	1:39.354	78.99	1.122	16:12:52.324
7 -	57.231	42.541	1:39.772	78.66	1.540	16:14:32.096
8 -	56.992	41.540	1:38.532	79.64	0.300	16:16:10.628
9 -	57.270	***40.962***	***1:38.232*** **(1)**	***79.89***		***16:17:48.860***
10 -	***56.744***	41.541	1:38.285 **(2)**	79.85	0.053	16:19:27.145
11 -	57.240	41.247	1:38.487 **(3)**	79.68	0.255	16:21:05.632
12 -	56.996	46.048	1:43.044	76.16	4.812	16:22:48.676

P3 40 600 James LORD Triumph STREET TRIPPLE -

IDEAL LAP TIME : 1:40.205 BEST LAP TIME : 1:40.746 DIFFERENCE : 0.541

LAP	SECTOR 1	SECTOR 2	LAP TIME	MPH	DIFF	TIME OF DAY
1 -		42.379	2:12.445	59.25	31.699	16:04:57.208
2 -	1:00.941	42.284	1:43.225	76.02	2.479	16:06:40.433
3 -	59.300	42.067	1:41.367	77.42	0.621	16:08:21.800
4 -	***58.563***	42.491	1:41.054	77.66	0.308	16:10:02.854
5 -	59.400	42.113	1:41.513	77.31	0.767	16:11:44.367
6 -	59.104	***41.642***	***1:40.746*** **(1)**	***77.89***		***16:13:25.113***
7 -	58.922	42.083	1:41.005 **(3)**	77.69	0.259	16:15:06.118
8 -	58.586	42.212	1:40.798 **(2)**	77.85	0.052	16:16:46.916
9 -	59.028	42.516	1:41.544	77.28	0.798	16:18:28.460
10 -	59.709	42.560	1:42.269	76.73	1.523	16:20:10.729
11 -	59.852	42.781	1:42.633	76.46	1.887	16:21:53.362
12 -	59.188	42.351	1:41.539	77.29	0.793	16:23:34.901

Weather / Track : Cloudy / Dry

Cadwell Park: 2.1800 miles
Date: 06/07/2024 Start: 16:02 Finish: 16:22

BMCRC - MRO Championships 2024 - Rnd 5 @ Cadwell Park

L&W/BMCRC Rookie 600 & Rookie 1000

RACE 7 - SECTOR ANALYSIS

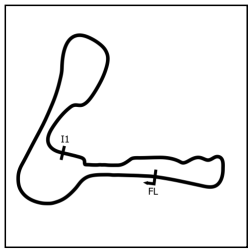

SECTOR 1 = FL to I1, SECTOR 2 = I1 to FL, DIFF = Difference To Personal Best Lap, P = Crossed Finish Line in Pit Lane, D = Time Disallowed

P4 153 600 Aaron HICKMOTT Kawasaki ZX6R - Me, Myself & I

IDEAL LAP TIME : 1:39.976 BEST LAP TIME : 1:39.976 DIFFERENCE : 0.000

LAP	SECTOR 1	SECTOR 2	LAP TIME	MPH	DIFF	TIME OF DAY
1 -		44.403	2:18.320	56.73	38.344	16:05:03.083
2 -	1:00.641	46.198	1:46.839	73.45	6.863	16:06:49.922
3 -	1:01.148	44.128	1:45.276	74.54	5.300	16:08:35.198
4 -	1:00.497	43.724	1:44.221	75.30	4.245	16:10:19.419
5 -	59.412	43.273	1:42.685	76.42	2.709	16:12:02.104
6 -	59.948	43.976	1:43.924	75.51	3.948	16:13:46.028
7 -	59.626	43.575	1:43.201	76.04	3.225	16:15:29.229
8 -	59.882	43.391	1:43.273	75.99	3.297	16:17:12.502
9 -	59.436	42.649	1:42.085	76.87	2.109	16:18:54.587
10 -	59.088	42.561	1:41.649 **(2)**	77.20	1.673	16:20:36.236
11 -	58.722	43.343	1:42.065 **(3)**	76.89	2.089	16:22:18.301
12 -	***58.179***	***41.797***	***1:39.976*** **(1)**	***78.49***		***16:23:58.277***

P5 197 600 Zac WRISDALE Kawasaki ZX6R -

IDEAL LAP TIME : 1:40.615 BEST LAP TIME : 1:40.921 DIFFERENCE : 0.306

LAP	SECTOR 1	SECTOR 2	LAP TIME	MPH	DIFF	TIME OF DAY
1 -		43.781	2:18.684	56.58	37.763	16:05:03.447
2 -	1:01.427	45.024	1:46.451	73.72	5.530	16:06:49.898
3 -	1:01.714	44.000	1:45.714	74.23	4.793	16:08:35.612
4 -	1:00.532	43.683	1:44.215	75.30	3.294	16:10:19.827
5 -	1:00.091	43.570	1:43.661	75.70	2.740	16:12:03.488
6 -	1:00.524	43.312	1:43.836	75.58	2.915	16:13:47.324
7 -	58.990	43.016	1:42.006 **(3)**	76.93	1.085	16:15:29.330
8 -	1:00.066	42.622	1:42.688	76.42	1.767	16:17:12.018
9 -	58.830	42.646	1:41.476 **(2)**	77.33	0.555	16:18:53.494
10 -	59.122	***41.799***	***1:40.921*** **(1)**	***77.76***		***16:20:34.415***
11 -	***58.816***	43.279	1:42.095	76.87	1.174	16:22:16.510
12 -	59.225	42.789	1:42.014	76.93	1.093	16:23:58.524

P6 178 600 Paul BLOOMFIELD Yamaha R6 -

IDEAL LAP TIME : 1:41.540 BEST LAP TIME : 1:41.540 DIFFERENCE : 0.000

LAP	SECTOR 1	SECTOR 2	LAP TIME	MPH	DIFF	TIME OF DAY
1 -		44.213	2:17.233	57.18	35.693	16:05:01.996
2 -	1:01.279	46.152	1:47.431	73.05	5.891	16:06:49.427
3 -	59.802	43.070	1:42.872	76.28	1.332	16:08:32.299
4 -	59.737	43.270	1:43.007	76.18	1.467	16:10:15.306
5 -	59.852	43.361	1:43.213	76.03	1.673	16:11:58.519
6 -	59.638	43.037	1:42.675 **(3)**	76.43	1.135	16:13:41.194
7 -	59.272	43.107	1:42.379 **(2)**	76.65	0.839	16:15:23.573
8 -	59.718	43.774	1:43.492	75.83	1.952	16:17:07.065
9 -	59.667	43.085	1:42.752	76.37	1.212	16:18:49.817
10 -	59.583	43.677	1:43.260	76.00	1.720	16:20:33.077
11 -	59.216	45.566	1:44.782	74.89	3.242	16:22:17.859
12 -	***59.120***	***42.420***	***1:41.540*** **(1)**	***77.29***		***16:23:59.399***

Weather / Track : Cloudy / Dry

Cadwell Park: 2.1800 miles
Date: 06/07/2024 Start: 16:02 Finish: 16:22

BMCRC - MRO Championships 2024 - Rnd 5 @ Cadwell Park

L&W/BMCRC Rookie 600 & Rookie 1000

RACE 7 - SECTOR ANALYSIS

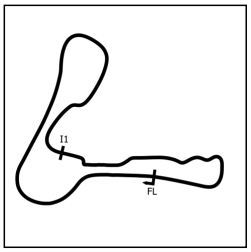

SECTOR 1 = FL to I1, SECTOR 2 = I1 to FL, DIFF = Difference To Personal Best Lap, P = Crossed Finish Line in Pit Lane, D = Time Disallowed

P7 141 600 Blake O'HARE Kawasaki ZX6 -

IDEAL LAP TIME : 1:43.143 BEST LAP TIME : 1:43.156 DIFFERENCE : 0.013

LAP	SECTOR 1	SECTOR 2	LAP TIME	MPH	DIFF	TIME OF DAY
1 -		43.907	2:16.756	57.38	33.600	16:05:01.519
2 -	1:01.362	46.789	1:48.151	72.56	4.995	16:06:49.670
3 -	1:01.244	43.858	1:45.102	74.67	1.946	16:08:34.772
4 -	1:00.365	43.689	1:44.054	75.42	0.898	16:10:18.826
5 -	1:00.812	43.691	1:44.503	75.09	1.347	16:12:03.329
6 -	1:00.440	43.389	1:43.829	75.58	0.673	16:13:47.158
7 -	1:00.265	43.713	1:43.978	75.47	0.822	16:15:31.136
8 -	1:00.201	43.484	1:43.685	75.69	0.529	16:17:14.821
9 -	1:00.078	43.541	1:43.619 (3)	75.73	0.463	16:18:58.440
10 -	***59.905***	43.481	1:43.386 (2)	75.91	0.230	16:20:41.826
11 -	59.918	***43.238***	***1:43.156*** (1)	***76.07***		***16:22:24.982***
12 -	1:00.548	43.597	1:44.145	75.35	0.989	16:24:09.127

P8 67 600 Adrian WRISDALE Kawasaki ZX6R -

IDEAL LAP TIME : 1:44.047 BEST LAP TIME : 1:44.194 DIFFERENCE : 0.147

LAP	SECTOR 1	SECTOR 2	LAP TIME	MPH	DIFF	TIME OF DAY
1 -		45.353	2:21.257	55.55	37.063	16:05:06.020
2 -	1:02.723	44.885	1:47.608	72.93	3.414	16:06:53.628
3 -	1:01.871	44.688	1:46.559	73.64	2.365	16:08:40.187
4 -	1:02.087	44.063	1:46.150	73.93	1.956	16:10:26.337
5 -	1:01.725	43.982	1:45.707	74.24	1.513	16:12:12.044
6 -	1:01.900	44.005	1:45.905	74.10	1.711	16:13:57.949
7 -	1:01.100	43.874	1:44.974	74.76	0.780	16:15:42.923
8 -	1:01.113	43.396	1:44.509 (3)	75.09	0.315	16:17:27.432
9 -	1:00.869	***43.325***	***1:44.194*** (1)	***75.32***		***16:19:11.626***
10 -	1:01.222	43.843	1:45.065	74.69	0.871	16:20:56.691
11 -	***1:00.722***	43.710	1:44.432 (2)	75.15	0.238	16:22:41.123
12 -	1:01.142	43.545	1:44.687	74.96	0.493	16:24:25.810

P9 138 600 Paul COOMBS Triumph 675R DAYTONA -

IDEAL LAP TIME : 1:43.857 BEST LAP TIME : 1:44.137 DIFFERENCE : 0.280

LAP	SECTOR 1	SECTOR 2	LAP TIME	MPH	DIFF	TIME OF DAY
1 -		46.524	2:23.291	54.77	39.154	16:05:08.054
2 -	1:02.213	44.967	1:47.180	73.22	3.043	16:06:55.234
3 -	1:01.963	45.191	1:47.154	73.24	3.017	16:08:42.388
4 -	1:01.158	45.632	1:46.790	73.49	2.653	16:10:29.178
5 -	1:01.735	45.048	1:46.783	73.49	2.646	16:12:15.961
6 -	1:01.949	44.782	1:46.731	73.53	2.594	16:14:02.692
7 -	1:01.498	44.798	1:46.296	73.83	2.159	16:15:48.988
8 -	1:00.281	***44.041***	1:44.322 (2)	75.22	0.185	16:17:33.310
9 -	1:00.184	44.146	1:44.330 (3)	75.22	0.193	16:19:17.640
10 -	59.839	44.298	***1:44.137*** (1)	***75.36***		***16:21:01.777***
11 -	***59.816***	46.182	1:45.998	74.03	1.861	16:22:47.775

P10 421 600 Tom ALMOND Yamaha R6 -

IDEAL LAP TIME : 1:45.874 BEST LAP TIME : 1:46.081 DIFFERENCE : 0.207

LAP	SECTOR 1	SECTOR 2	LAP TIME	MPH	DIFF	TIME OF DAY
1 -		45.317	2:19.796	56.13	33.715	16:05:04.559
2 -	1:01.825	45.822	1:47.647	72.90	1.566	16:06:52.206
3 -	1:02.807	45.369	1:48.176	72.54	2.095	16:08:40.382
4 -	1:01.977	47.102	1:49.079	71.94	2.998	16:10:29.461
5 -	***1:00.996***	45.085	***1:46.081*** (1)	***73.98***		***16:12:15.542***
6 -	1:01.945	45.053	1:46.998	73.34	0.917	16:14:02.540
7 -	1:01.428	44.921	1:46.349 (3)	73.79	0.268	16:15:48.889
8 -	1:01.430	***44.878***	1:46.308 (2)	73.82	0.227	16:17:35.197
9 -	1:01.583	45.517	1:47.100	73.27	1.019	16:19:22.297
10 -	1:01.522	45.041	1:46.563	73.64	0.482	16:21:08.860
11 -	1:01.627	45.446	1:47.073	73.29	0.992	16:22:55.933

Weather / Track : Cloudy / Dry

Cadwell Park: 2.1800 miles
Date: 06/07/2024 Start: 16:02 Finish: 16:22

BMCRC - MRO Championships 2024 - Rnd 5 @ Cadwell Park

L&W/BMCRC Rookie 600 & Rookie 1000

RACE 7 - SECTOR ANALYSIS

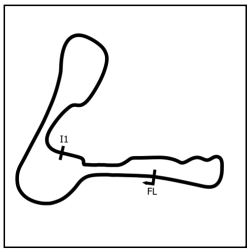

SECTOR 1 = FL to I1, SECTOR 2 = I1 to FL, DIFF = Difference To Personal Best Lap, P = Crossed Finish Line in Pit Lane, D = Time Disallowed

P11 14 1000 Alex YIANNI BMW S1000 RR - Airpack 2000 Racing/Almig Compressors

IDEAL LAP TIME : 1:55.088 BEST LAP TIME : 1:55.333 DIFFERENCE : 0.245

LAP	SECTOR 1	SECTOR 2	LAP TIME	MPH	DIFF	TIME OF DAY
1 -		50.236	2:05.278	62.64	9.945	16:04:50.041
2 -	1:09.914	49.819	1:59.733	65.54	4.400	16:06:49.774
3 -	1:07.920	48.341	1:56.261	67.50	0.928	16:08:46.035
4 -	***1:07.125***	49.731	1:56.856	67.16	1.523	16:10:42.891
5 -	1:08.067	48.905	1:56.972	67.09	1.639	16:12:39.863
6 -	1:07.720	48.992	1:56.712	67.24	1.379	16:14:36.575
7 -	1:07.411	47.992	1:55.403 **(2)**	68.00	0.070	16:16:31.978
8 -	1:08.074	48.549	1:56.623	67.29	1.290	16:18:28.601
9 -	1:07.370	***47.963***	***1:55.333*** **(1)**	***68.04***		***16:20:23.934***
10 -	1:07.131	48.570	1:55.701 **(3)**	67.83	0.368	16:22:19.635
11 -	1:07.249	49.160	1:56.409	67.41	1.076	16:24:16.044

P12 916 600 Adam FREWIN Yamaha R6 - Daniel Parker Motorsport mindset coach

IDEAL LAP TIME : 1:51.229 BEST LAP TIME : 1:51.281 DIFFERENCE : 0.052

LAP	SECTOR 1	SECTOR 2	LAP TIME	MPH	DIFF	TIME OF DAY
1 -		***46.646***	2:29.790	52.39	38.509	16:05:14.553
2 -	***1:04.583***	46.698	***1:51.281*** **(1)**	***70.52***		***16:07:05.834***

Weather / Track : Cloudy / Dry

Cadwell Park: 2.1800 miles
Date: 06/07/2024 Start: 16:02 Finish: 16:22

BMCRC - MRO Championships 2024 - Rnd 5 @ Cadwell Park

L&W/BMCRC Rookie 600 & Rookie 1000

RACE 7 - BEST SECTORS

SECTOR 1				SECTOR 2			IDEAL / BEST COMPARISON					
POS	NO	NAME	TIME	NO	NAME	TIME	POS	NO	NAME	IDEAL	BEST	DIFF
									PERFECT LAP	1:37.150		
1	87	CHAMBERLAIN	56.519	87	CHAMBERLAIN	40.631	1	87	CHAMBERLAIN	1:37.150	1:37.150	0.000
2	85	WOOD	56.744	85	WOOD	40.962	2	85	WOOD	1:37.706	1:38.232	0.526
3	153	HICKMOTT	58.179	40	LORD	41.642	3	153	HICKMOTT	1:39.976	1:39.976	0.000
4	40	LORD	58.563	153	HICKMOTT	41.797	4	40	LORD	1:40.205	1:40.746	0.541
5	197	WRISDALE	58.816	197	WRISDALE	41.799	5	197	WRISDALE	1:40.615	1:40.921	0.306
6	178	BLOOMFIELD	59.120	178	BLOOMFIELD	42.420	6	178	BLOOMFIELD	1:41.540	1:41.540	0.000
7	138	COOMBS	59.816	141	O'HARE	43.238	7	141	O'HARE	1:43.143	1:43.156	0.013
8	141	O'HARE	59.905	67	WRISDALE	43.325	8	138	COOMBS	1:43.857	1:44.137	0.280
9	67	WRISDALE	1:00.722	138	COOMBS	44.041	9	67	WRISDALE	1:44.047	1:44.194	0.147
10	421	ALMOND	1:00.996	421	ALMOND	44.878	10	421	ALMOND	1:45.874	1:46.081	0.207
11	916	FREWIN	1:04.583	916	FREWIN	46.646	11	916	FREWIN	1:51.229	1:51.281	0.052
12	14	YIANNI	1:07.125	14	YIANNI	47.963	12	14	YIANNI	1:55.088	1:55.333	0.245

Weather / Track : Cloudy / Dry

Cadwell Park: 2.1800 miles
Date: 06/07/2024 Start: 16:02 Finish: 16:22

Results can be found at www.tsl-timing.com

Printed - 16:25 Saturday, 06 July 2024

BMCRC - MRO Championships 2024 - Rnd 5 @ Cadwell Park

L&W/BMCRC Rookie 600 & Rookie 1000

RACE 7 - STATISTICS

Competitors Started	12
Planned Start	2024-07-06 @ 15:30:00.000
Actual Start	2024-07-06 @ 16:02:44.763
Finish Time	2024-07-06 @ 16:22:42.161
Track Length	2.1800mi.
Total Laps	131
Total Distance Covered	285.5824mi.

Session Fastest Lap History

NO	CL	NAME	LAP TIME	TIME OF DAY	LAP	VEHICLE
87	1000	**Dan CHAMBERLAIN**	**1:40.592**	16:06:12.822	2	Suzuki GSXR 750
85	1000	**Ben WOOD**	**1:40.083**	16:06:12.999	2	Yamaha R1
87	1000	**Dan CHAMBERLAIN**	**1:39.696**	16:09:33.690	4	Suzuki GSXR 750
87	1000	**Dan CHAMBERLAIN**	**1:38.874**	16:11:12.563	5	Suzuki GSXR 750
85	1000	**Ben WOOD**	**1:38.777**	16:11:12.978	5	Yamaha R1
87	1000	**Dan CHAMBERLAIN**	**1:38.731**	16:12:51.295	6	Suzuki GSXR 750
85	1000	**Ben WOOD**	**1:38.532**	16:16:10.642	8	Yamaha R1
85	1000	**Ben WOOD**	**1:38.232**	16:17:48.867	9	Yamaha R1
87	1000	**Dan CHAMBERLAIN**	**1:37.150**	16:21:04.509	11	Suzuki GSXR 750

Session Leader History

NO	CL	NAME	FROM LAP	LAPS LED	DISTANCE	VEHICLE
87	1000	**Dan CHAMBERLAIN**	1	2	4.36 miles	Suzuki GSXR 750
85	1000	**Ben WOOD**	3	1	2.18 miles	Yamaha R1
87	1000	**Dan CHAMBERLAIN**	4	6	13.08 miles	Suzuki GSXR 750
85	1000	**Ben WOOD**	10	1	2.18 miles	Yamaha R1
87	1000	**Dan CHAMBERLAIN**	11	2	4.36 miles	Suzuki GSXR 750

Flag History

TYPE	TIME OF DAY
GREEN	16:02:44.763
FINISH	16:22:42.161

Flag Statistics

TYPE	COUNT	TOTAL LAPS	TOTAL TIME
Green	1	12	21:54.835
Red	0	0	0.000
Safety Car	0	0	0.000
FCY	0	0	0.000

Weather / Track : Cloudy / Dry

Cadwell Park: 2.1800 miles
Date: 06/07/2024 Start: 16:02 Finish: 16:22

BMCRC - MRO Championships 2024 - Rnd 5 @ Cadwell Park

L&W/BMCRC Rookie 600 & Rookie 1000

RACE 7 - STATISTICS

CLASS : 1000

3 Starters

Fastest Lap History

NO	NAME	LAP TIME	TIME OF DAY	LAP	VEHICLE
87	**Dan CHAMBERLAIN**	**1:40.592**	16:06:12.822	2	Suzuki GSXR 750
85	**Ben WOOD**	**1:40.083**	16:06:12.999	2	Yamaha R1
87	**Dan CHAMBERLAIN**	**1:39.696**	16:09:33.690	4	Suzuki GSXR 750
87	**Dan CHAMBERLAIN**	**1:38.874**	16:11:12.563	5	Suzuki GSXR 750
85	**Ben WOOD**	**1:38.777**	16:11:12.978	5	Yamaha R1
87	**Dan CHAMBERLAIN**	**1:38.731**	16:12:51.295	6	Suzuki GSXR 750
85	**Ben WOOD**	**1:38.532**	16:16:10.642	8	Yamaha R1
85	**Ben WOOD**	**1:38.232**	16:17:48.867	9	Yamaha R1
87	**Dan CHAMBERLAIN**	**1:37.150**	16:21:04.509	11	Suzuki GSXR 750

Leader History

NO	NAME	FROM LAP	LAPS LED	DISTANCE	VEHICLE
87	**Dan CHAMBERLAIN**	1	2	4.36 miles	Suzuki GSXR 750
85	**Ben WOOD**	3	1	2.18 miles	Yamaha R1
87	**Dan CHAMBERLAIN**	4	6	13.08 miles	Suzuki GSXR 750
85	**Ben WOOD**	10	1	2.18 miles	Yamaha R1
87	**Dan CHAMBERLAIN**	11	2	4.36 miles	Suzuki GSXR 750

Weather / Track : Cloudy / Dry

Cadwell Park: 2.1800 miles
Date: 06/07/2024 Start: 16:02 Finish: 16:22

BMCRC - MRO Championships 2024 - Rnd 5 @ Cadwell Park

L&W/BMCRC Rookie 600 & Rookie 1000

RACE 7 - STATISTICS

CLASS : 600

9 Starters

Fastest Lap History

NO	NAME	LAP TIME	TIME OF DAY	LAP	VEHICLE
40	**James LORD**	**1:43.225**	16:06:40.446	2	Triumph STREET TRIPPLE
40	**James LORD**	**1:41.367**	16:08:21.814	3	Triumph STREET TRIPPLE
40	**James LORD**	**1:41.054**	16:10:02.867	4	Triumph STREET TRIPPLE
40	**James LORD**	**1:40.746**	16:13:25.126	6	Triumph STREET TRIPPLE
153	**Aaron HICKMOTT**	**1:39.976**	16:23:58.299	12	Kawasaki ZX6R

Leader History

NO	NAME	FROM LAP	LAPS LED	DISTANCE	VEHICLE
40	**James LORD**	1	12	26.16 miles	Triumph STREET TRIPPLE

Weather / Track : Cloudy / Dry

Cadwell Park: 2.1800 miles
Date: 06/07/2024 Start: 16:02 Finish: 16:22

BMCRC - MRO Championships 2024 - Rnd 5 @ Cadwell Park

L&W/BMCRC Rookie 600 & Rookie 1000

RACE 7 - GRID (8 Laps)

ROW 7	19 75 Alex TUFNALL	20 404 Lewis ADAMS	1
ROW 6	16 67 Adrian WRISDALE 1:44.194	17 916 Adam FREWIN 1:51.281	18 41 Tony PEACE
ROW 5	13 178 Paul BLOOMFIELD 1:41.540	14 141 Blake O'HARE 1:43.156	15 138 Paul COOMBS 1:44.137
ROW 4	10 153 Aaron HICKMOTT 1:39.976	11 40 James LORD 1:40.746	12 197 Zac WRISDALE 1:40.921
ROW 3	7	8	9
ROW 2	4 29 Luke MORGAN	5 55 Mindaugas STORPIRSTIS	6 666 Nathan THOMPSON
ROW 1	1 87 Dan CHAMBERLAIN 1:37.150 **Pole**	2 85 Ben WOOD 1:38.232	3 14 Alex YIANNI 1:55.333

These results are provisional until the conclusion of any judicial and technical matters.

Cadwell Park: 2.1800 miles

Clerk Of Course:	Stewards:	Timekeeper: Craig Smith	

Results can be found at www.tsl-timing.com

Printed - 16:27 Saturday, 06 July 2024

BMCRC - MRO Championships 2024 - Rnd 5 @ Cadwell Park

L&W/BMCRC Rookie 600 & Rookie 1000

RACE 7 - CLASSIFICATION

Race Distance: 6 Laps / 13.08 miles

POS	NO	CL	PIC	NAME	ENTRY	LAPS	TIME	GAP	DIFF	MPH	BEST	ON	GRD	↑↓
1	87	1000	1	Dan CHAMBERLAIN	Suzuki GSXR 750 -	6	10:45.017			73.00	1:44.772	4	1	0
2	141	600	1	Blake O'HARE	Kawasaki ZX6 -	6	11:06.926	21.909	21.909	70.60	1:44.806	2	11	9
3	85	1000	2	Ben WOOD	Yamaha R1 -	6	11:11.312	26.295	4.386	70.14	1:45.609	2	2	-1
4	178	600	2	Paul BLOOMFIELD	Yamaha R6 -	6	11:20.780	35.763	9.468	69.16	1:46.113	6	10	6
5	153	600	3	Aaron HICKMOTT	Kawasaki ZX6R - Me, Myself & I	6	11:28.723	43.706	7.943	68.37	1:48.737	6	7	2
6	14	1000	3	Alex YIANNI	BMW S1000 RR - Airpack 2000 Racing/Almig Compressors	6	11:42.685	57.668	13.962	67.01	1:54.742	2	3	-3
7	197	600	4	Zac WRISDALE	Kawasaki ZX6R -	6	11:42.873	57.856	0.188	66.99	1:48.324	2	9	2
8	138	600	5	Paul COOMBS	Triumph 675R DAYTONA -	6	12:01.340	1:16.323	18.467	65.27	1:53.459	4	12	4
9	67*	600	6	Adrian WRISDALE	Kawasaki ZX6R -	6	12:01.462	1:16.445	0.122	65.26	1:50.555	6	13	4
10	666	1000	4	Nathan THOMPSON	BMW S1000RR - Flirtz lap dancing club	6	12:01.772	1:16.755	0.310	65.23	1:55.723	2	6	-4
11	41	600	7	Tony PEACE	- Green Boilers and Heating	6	12:13.296	1:28.279	11.524	64.21	1:54.981	2	15	4
12	29	1000	5	Luke MORGAN	Suzuki GSXR 750 -	5	10:58.625	1 Lap	1 Lap	59.57	2:10.169	2	4	-8

NOT CLASSIFIED

DNF	916	600		Adam FREWIN	Yamaha R6 - Daniel Parker Motorsport mindset coach	2	4:16.098	4 Laps	3 Laps	61.28	1:50.819	2	14	
DNF	40	600		James LORD	Triumph STREET TRIPPLE -	0							8	

FASTEST LAP

87	1000	Dan CHAMBERLAIN	Suzuki GSXR 750 -	4	1:44.772	74.90 mph	120.54 kph
141	600	Blake O'HARE	Kawasaki ZX6 -	2	1:44.806	74.88 mph	120.51 kph

Comments:
*** No. 67 - 10 second penalty - jump start**
Class 1000 - 92.5% of Race Speed = 67.52 mph
Class 600 - 92.5% of Race Speed = 65.30 mph

Weather / Track : Cloudy / Drying
These results are provisional until the conclusion of any judicial and technical matters.

Date: 07/07/2024 Start: 13:08 Finish: 13:19
Cadwell Park: 2.1800 miles

Clerk Of Course:	Stewards:	Timekeeper: Craig Smith	

Results can be found at www.tsl-timing.com

Printed - 13:23 Sunday, 07 July 2024

BMCRC - MRO Championships 2024 - Rnd 5 @ Cadwell Park

L&W/BMCRC Rookie 600 & Rookie 1000

RACE 7 - LAP CHART

LAP 1 @ 13:10:13.523

NO	BEHIND	LAP TIME
87		1:51.935
85	0.378	1:52.313
14	7.701	1:59.636
666	13.320	2:05.255
29	23.545	2:15.480
153	27.342	2:19.277
141	28.258	2:20.193
178	28.508	2:20.443
197	29.564	2:21.499
916	33.344	2:25.279
138	37.099	2:29.034
67	37.760	2:29.695
41	38.944	2:30.879

LAP 2 @ 13:11:58.609

NO	BEHIND	LAP TIME
87		1:45.086
85	0.901	1:45.609
14	17.357	1:54.742
666	23.957	1:55.723
141	27.978	1:44.806
178	32.640	1:49.218
153	32.774	1:50.518
197	32.802	1:48.324
916	39.077	1:50.819
67	46.074	1:53.400
138	48.201	1:56.188
29	48.628	2:10.169
41	48.839	1:54.981

LAP 3 @ 13:13:44.502

NO	BEHIND	LAP TIME
87		1:45.893
85	1.339	1:46.331
14	27.911	1:56.447
141	28.192	1:46.107
666	36.119	1:58.055
178	36.229	1:49.482
153	36.434	1:49.553
197	49.597	2:02.688
67	53.832	1:53.651
138	57.001	1:54.693
41	59.501	1:56.555
29	1:13.524	2:10.789

LAP 4 @ 13:15:29.274

NO	BEHIND	LAP TIME
87		1:44.772
85	7.179	1:50.612
141	28.699	1:45.279
178	39.990	1:48.533
14	41.134	1:57.995
153	41.958	1:50.296
666	51.922	2:00.575
197	53.994	1:49.169
67	1:01.714	1:52.654
138	1:05.688	1:53.459
41	1:11.228	1:56.499
29	1:40.262	2:11.510

LAP 5 @ 13:17:15.300

NO	BEHIND	LAP TIME
87		1:46.026
85	20.649	1:59.496
141	27.822	1:45.149
178	40.955	1:46.991
153	46.274	1:50.342
14	52.252	1:57.144
197	58.105	1:50.137
67	1:07.195	1:51.507
666	1:07.482	2:01.586
138	1:13.368	1:53.706
41	1:22.312	1:57.110

LAP 6 @ 13:19:06.605

NO	BEHIND	LAP TIME
87		1:51.305
29	1 Lap	2:10.677
141	21.909	1:45.392
85	26.295	1:56.951
178	35.763	1:46.113
153	43.706	1:48.737
14	57.668	1:56.721
197	57.856	1:51.056
67	1:06.445	1:50.555
138	1:16.323	1:54.260
666	1:16.755	2:00.578
41	1:28.279	1:57.272

Weather / Track : Cloudy / Drying

Cadwell Park: 2.1800 miles
Date: 07/07/2024 Start: 13:08 Finish: 13:19

Results can be found at www.tsl-timing.com

Printed - 13:23 Sunday, 07 July 2024

BMCRC - MRO Championships 2024 - Rnd 5 @ Cadwell Park

L&W/BMCRC Rookie 600 & Rookie 1000

RACE 7 - POSITION CHART

		Lap	1	2	3	4	5	6
No	Name	Pos						
87	CHAMBERLAIN	1	87	87	87	87	87	87
85	WOOD	2	85	85	85	85	85	141
14	YIANNI	3	14	14	14	141	141	85
29	MORGAN	4	666	666	141	178	178	178
666	THOMPSON	5	29	141	666	14	153	153
153	HICKMOTT	6	153	178	178	153	14	14
40	LORD	7	141	153	153	666	197	197
197	WRISDALE	8	178	197	197	197	67	67
178	BLOOMFIELD	9	197	916	67	67	666	138
141	O'HARE	10	916	67	138	138	138	666
138	COOMBS	11	138	138	41	41	41	41
67	WRISDALE	12	67	29	29	29	29	
916	FREWIN	13	41	41				
41	PEACE	14						

Weather / Track : Cloudy / Drying

Cadwell Park: 2.1800 miles
Date: 07/07/2024 Start: 13:08 Finish: 13:19

Results can be found at www.tsl-timing.com

Printed - 13:23 Sunday, 07 July 2024

BMCRC - MRO Championships 2024 - Rnd 5 @ Cadwell Park

L&W/BMCRC Rookie 600 & Rookie 1000

RACE 7 - SECTOR ANALYSIS

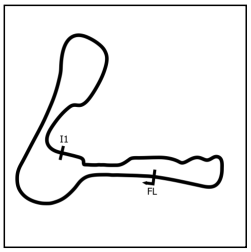

SECTOR 1 = FL to I1, SECTOR 2 = I1 to FL, DIFF = Difference To Personal Best Lap, P = Crossed Finish Line in Pit Lane, D = Time Disallowed

P1 87 1000 Dan CHAMBERLAIN Suzuki GSXR 750 -

IDEAL LAP TIME : 1:44.772 BEST LAP TIME : 1:44.772 DIFFERENCE : 0.000

LAP	SECTOR 1	SECTOR 2	LAP TIME	MPH	DIFF	TIME OF DAY
1 -		44.769	1:51.935	70.11	7.163	13:10:13.523
2 -	1:00.958	44.128	1:45.086 (2)	74.68	0.314	13:11:58.609
3 -	1:01.422	44.471	1:45.893 (3)	74.11	1.121	13:13:44.502
4 -	***1:00.751***	***44.021***	***1:44.772 (1)***	***74.90***		***13:15:29.274***
5 -	1:01.275	44.751	1:46.026	74.02	1.254	13:17:15.300
6 -	1:04.144	47.161	1:51.305	70.50	6.533	13:19:06.605

P2 141 600 Blake O'HARE Kawasaki ZX6 -

IDEAL LAP TIME : 1:44.637 BEST LAP TIME : 1:44.806 DIFFERENCE : 0.169

LAP	SECTOR 1	SECTOR 2	LAP TIME	MPH	DIFF	TIME OF DAY
1 -		46.034	2:20.193	55.98	35.387	13:10:41.781
2 -	1:00.709	***44.097***	***1:44.806 (1)***	***74.88***		***13:12:26.587***
3 -	***1:00.540***	45.567	1:46.107	73.96	1.301	13:14:12.694
4 -	1:00.968	44.311	1:45.279 (3)	74.54	0.473	13:15:57.973
5 -	1:00.831	44.318	1:45.149 (2)	74.63	0.343	13:17:43.122
6 -	1:00.595	44.797	1:45.392	74.46	0.586	13:19:28.514

P3 85 1000 Ben WOOD Yamaha R1 -

IDEAL LAP TIME : 1:45.590 BEST LAP TIME : 1:45.609 DIFFERENCE : 0.019

LAP	SECTOR 1	SECTOR 2	LAP TIME	MPH	DIFF	TIME OF DAY
1 -		44.640	1:52.313	69.87	6.704	13:10:13.901
2 -	1:01.393	***44.216***	***1:45.609 (1)***	***74.31***		***13:11:59.510***
3 -	***1:01.374***	44.957	1:46.331 (2)	73.80	0.722	13:13:45.841
4 -	1:02.142	48.470	1:50.612 (3)	70.95	5.003	13:15:36.453
5 -	1:08.434	51.062	1:59.496	65.67	13.887	13:17:35.949
6 -	1:06.998	49.953	1:56.951	67.10	11.342	13:19:32.900

P4 178 600 Paul BLOOMFIELD Yamaha R6 -

IDEAL LAP TIME : 1:46.113 BEST LAP TIME : 1:46.113 DIFFERENCE : 0.000

LAP	SECTOR 1	SECTOR 2	LAP TIME	MPH	DIFF	TIME OF DAY
1 -		46.664	2:20.443	55.88	34.330	13:10:42.031
2 -	1:01.971	47.247	1:49.218	71.85	3.105	13:12:31.249
3 -	1:01.372	48.110	1:49.482	71.68	3.369	13:14:20.731
4 -	1:01.146	47.387	1:48.533 (3)	72.31	2.420	13:16:09.264
5 -	1:00.918	46.073	1:46.991 (2)	73.35	0.878	13:17:56.255
6 -	***1:00.504***	***45.609***	***1:46.113 (1)***	***73.95***		***13:19:42.368***

P5 153 600 Aaron HICKMOTT Kawasaki ZX6R - Me, Myself & I

IDEAL LAP TIME : 1:48.737 BEST LAP TIME : 1:48.737 DIFFERENCE : 0.000

LAP	SECTOR 1	SECTOR 2	LAP TIME	MPH	DIFF	TIME OF DAY
1 -		45.928	2:19.277	56.34	30.540	13:10:40.865
2 -	1:03.723	46.795	1:50.518	71.01	1.781	13:12:31.383
3 -	1:03.211	46.342	1:49.553 (2)	71.63	0.816	13:14:20.936
4 -	1:03.656	46.640	1:50.296 (3)	71.15	1.559	13:16:11.232
5 -	1:04.317	46.025	1:50.342	71.12	1.605	13:18:01.574
6 -	***1:03.017***	***45.720***	***1:48.737 (1)***	***72.17***		***13:19:50.311***

P6 14 1000 Alex YIANNI BMW S1000 RR - Airpack 2000 Racing/Almig Compressors

IDEAL LAP TIME : 1:53.523 BEST LAP TIME : 1:54.742 DIFFERENCE : 1.219

LAP	SECTOR 1	SECTOR 2	LAP TIME	MPH	DIFF	TIME OF DAY
1 -		***47.800***	1:59.636	65.59	4.894	13:10:21.224
2 -	***1:05.723***	49.019	***1:54.742 (1)***	***68.39***		***13:12:15.966***
3 -	1:06.821	49.626	1:56.447 (2)	67.39	1.705	13:14:12.413
4 -	1:07.189	50.806	1:57.995	66.51	3.253	13:16:10.408
5 -	1:07.326	49.818	1:57.144	66.99	2.402	13:18:07.552
6 -	1:07.443	49.278	1:56.721 (3)	67.23	1.979	13:20:04.273

Weather / Track : Cloudy / Drying

Cadwell Park: 2.1800 miles
Date: 07/07/2024 Start: 13:08 Finish: 13:19

BMCRC - MRO Championships 2024 - Rnd 5 @ Cadwell Park

L&W/BMCRC Rookie 600 & Rookie 1000

RACE 7 - SECTOR ANALYSIS

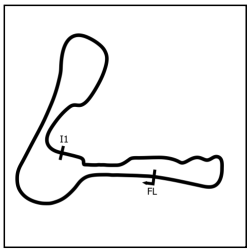

SECTOR 1 = FL to I1, SECTOR 2 = I1 to FL, DIFF = Difference To Personal Best Lap, P = Crossed Finish Line in Pit Lane, D = Time Disallowed

P7 197 600 Zac WRISDALE Kawasaki ZX6R -

IDEAL LAP TIME : 1:48.324 BEST LAP TIME : 1:48.324 DIFFERENCE : 0.000

LAP	SECTOR 1	SECTOR 2	LAP TIME	MPH	DIFF	TIME OF DAY
1 -		45.544	2:21.499	55.46	33.175	13:10:43.087
2 -	***1:02.930***	***45.394***	***1:48.324 (1)***	***72.44***		***13:12:31.411***
3 -	1:15.567	47.121	2:02.688	63.96	14.364	13:14:34.099
4 -	1:03.297	45.872	1:49.169 (2)	71.88	0.845	13:16:23.268
5 -	1:04.240	45.897	1:50.137 (3)	71.25	1.813	13:18:13.405
6 -	1:03.596	47.460	1:51.056	70.66	2.732	13:20:04.461

P8 138 600 Paul COOMBS Triumph 675R DAYTONA -

IDEAL LAP TIME : 1:53.224 BEST LAP TIME : 1:53.459 DIFFERENCE : 0.235

LAP	SECTOR 1	SECTOR 2	LAP TIME	MPH	DIFF	TIME OF DAY
1 -		49.172	2:29.034	52.65	35.575	13:10:50.622
2 -	1:05.558	50.630	1:56.188	67.54	2.729	13:12:46.810
3 -	1:06.386	48.307	1:54.693	68.42	1.234	13:14:41.503
4 -	1:05.364	48.095	***1:53.459 (1)***	***69.17***		***13:16:34.962***
5 -	1:05.737	***47.969***	1:53.706 (2)	69.02	0.247	13:18:28.668
6 -	***1:05.255***	49.005	1:54.260 (3)	68.68	0.801	13:20:22.928

P9 67 600 Adrian WRISDALE Kawasaki ZX6R -

IDEAL LAP TIME : 1:50.555 BEST LAP TIME : 1:50.555 DIFFERENCE : 0.000

LAP	SECTOR 1	SECTOR 2	LAP TIME	MPH	DIFF	TIME OF DAY
1 -		48.442	2:29.695	52.42	39.140	13:10:51.283
2 -	1:05.162	48.238	1:53.400	69.20	2.845	13:12:44.683
3 -	1:06.092	47.559	1:53.651	69.05	3.096	13:14:38.334
4 -	1:05.453	47.201	1:52.654 (3)	69.66	2.099	13:16:30.988
5 -	1:04.555	46.952	1:51.507 (2)	70.38	0.952	13:18:22.495
6 -	***1:04.161***	***46.394***	***1:50.555 (1)***	***70.98***		***13:20:13.050***

P10 666 1000 Nathan THOMPSON BMW S1000RR - Flirtz lap dancing club

IDEAL LAP TIME : 1:55.723 BEST LAP TIME : 1:55.723 DIFFERENCE : 0.000

LAP	SECTOR 1	SECTOR 2	LAP TIME	MPH	DIFF	TIME OF DAY
1 -		49.004	2:05.255	62.65	9.532	13:10:26.843
2 -	***1:06.860***	***48.863***	***1:55.723 (1)***	***67.81***		***13:12:22.566***
3 -	1:09.062	48.993	1:58.055 (2)	66.47	2.332	13:14:20.621
4 -	1:09.787	50.788	2:00.575 (3)	65.08	4.852	13:16:21.196
5 -	1:11.462	50.124	2:01.586	64.54	5.863	13:18:22.782
6 -	1:10.594	49.984	2:00.578	65.08	4.855	13:20:23.360

P11 41 600 Tony PEACE - Green Boilers and Heating

IDEAL LAP TIME : 1:54.981 BEST LAP TIME : 1:54.981 DIFFERENCE : 0.000

LAP	SECTOR 1	SECTOR 2	LAP TIME	MPH	DIFF	TIME OF DAY
1 -		49.257	2:30.879	52.01	35.898	13:10:52.467
2 -	***1:06.374***	***48.607***	***1:54.981 (1)***	***68.25***		***13:12:47.448***
3 -	1:07.858	48.697	1:56.555 (3)	67.33	1.574	13:14:44.003
4 -	1:07.175	49.324	1:56.499 (2)	67.36	1.518	13:16:40.502
5 -	1:07.903	49.207	1:57.110	67.01	2.129	13:18:37.612
6 -	1:08.101	49.171	1:57.272	66.92	2.291	13:20:34.884

P12 29 1000 Luke MORGAN Suzuki GSXR 750 -

IDEAL LAP TIME : 2:09.069 BEST LAP TIME : 2:10.169 DIFFERENCE : 1.100

LAP	SECTOR 1	SECTOR 2	LAP TIME	MPH	DIFF	TIME OF DAY
1 -		54.820	2:15.480	57.92	5.311	13:10:37.068
2 -	***1:16.007***	54.162	***2:10.169 (1)***	***60.29***		***13:12:47.237***
3 -	1:17.100	53.689	2:10.789 (3)	60.00	0.620	13:14:58.026
4 -	1:17.300	54.210	2:11.510	59.67	1.341	13:17:09.536
5 -	1:17.615	***53.062***	2:10.677 (2)	60.05	0.508	13:19:20.213

Weather / Track : Cloudy / Drying

Cadwell Park: 2.1800 miles
Date: 07/07/2024 Start: 13:08 Finish: 13:19

BMCRC - MRO Championships 2024 - Rnd 5 @ Cadwell Park

L&W/BMCRC Rookie 600 & Rookie 1000

RACE 7 - SECTOR ANALYSIS

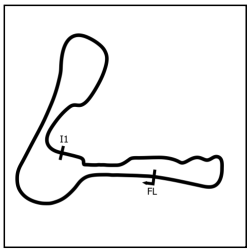

SECTOR 1 = FL to I1, SECTOR 2 = I1 to FL, DIFF = Difference To Personal Best Lap, P = Crossed Finish Line in Pit Lane, D = Time Disallowed

P13 **916** **600** **Adam FREWIN** Yamaha R6 - Daniel Parker Motorsport mindset coach

IDEAL LAP TIME : 1:50.469 BEST LAP TIME : 1:50.819 DIFFERENCE : 0.350

LAP	SECTOR 1	SECTOR 2	LAP TIME	MPH	DIFF	TIME OF DAY
1 -		***46.569***	2:25.279	54.02	34.460	13:10:46.867
2 -	***1:03.900***	46.919	***1:50.819*** **(1)**	***70.81***		***13:12:37.686***

Weather / Track : Cloudy / Drying

Cadwell Park: 2.1800 miles
Date: 07/07/2024 Start: 13:08 Finish: 13:19

BMCRC - MRO Championships 2024 - Rnd 5 @ Cadwell Park

L&W/BMCRC Rookie 600 & Rookie 1000

RACE 7 - BEST SECTORS

SECTOR 1				SECTOR 2			IDEAL / BEST COMPARISON					
POS	NO	NAME	TIME	NO	NAME	TIME	POS	NO	NAME	IDEAL	BEST	DIFF
									PERFECT LAP	1:44.525		
1	178	BLOOMFIELD	1:00.504	87	CHAMBERLAIN	44.021	1	141	O'HARE	1:44.637	1:44.806	0.169
2	141	O'HARE	1:00.540	141	O'HARE	44.097	2	87	CHAMBERLAIN	1:44.772	1:44.772	0.000
3	87	CHAMBERLAIN	1:00.751	85	WOOD	44.216	3	85	WOOD	1:45.590	1:45.609	0.019
4	85	WOOD	1:01.374	197	WRISDALE	45.394	4	178	BLOOMFIELD	1:46.113	1:46.113	0.000
5	197	WRISDALE	1:02.930	178	BLOOMFIELD	45.609	5	197	WRISDALE	1:48.324	1:48.324	0.000
6	153	HICKMOTT	1:03.017	153	HICKMOTT	45.720	6	153	HICKMOTT	1:48.737	1:48.737	0.000
7	916	FREWIN	1:03.900	67	WRISDALE	46.394	7	916	FREWIN	1:50.469	1:50.819	0.350
8	67	WRISDALE	1:04.161	916	FREWIN	46.569	8	67	WRISDALE	1:50.555	1:50.555	0.000
9	138	COOMBS	1:05.255	14	YIANNI	47.800	9	138	COOMBS	1:53.224	1:53.459	0.235
10	14	YIANNI	1:05.723	138	COOMBS	47.969	10	14	YIANNI	1:53.523	1:54.742	1.219
11	41	PEACE	1:06.374	41	PEACE	48.607	11	41	PEACE	1:54.981	1:54.981	0.000
12	666	THOMPSON	1:06.860	666	THOMPSON	48.863	12	666	THOMPSON	1:55.723	1:55.723	0.000
13	29	MORGAN	1:16.007	29	MORGAN	53.062	13	29	MORGAN	2:09.069	2:10.169	1.100
14												

Weather / Track : Cloudy / Drying

Cadwell Park: 2.1800 miles
Date: 07/07/2024 Start: 13:08 Finish: 13:19

Results can be found at www.tsl-timing.com

Printed - 13:23 Sunday, 07 July 2024

BMCRC - MRO Championships 2024 - Rnd 5 @ Cadwell Park

L&W/BMCRC Rookie 600 & Rookie 1000

RACE 7 - STATISTICS

Competitors Started	14
Planned Start	2024-07-07 @ 12:20:00.000
Actual Start	2024-07-07 @ 13:08:21.587
Finish Time	2024-07-07 @ 13:19:06.604
Track Length	2.1800mi.
Total Laps	73
Total Distance Covered	159.1413mi.

Session Fastest Lap History

NO	CL	NAME	LAP TIME	TIME OF DAY	LAP	VEHICLE
87	1000	**Dan CHAMBERLAIN**	**1:45.086**	13:11:58.618	2	Suzuki GSXR 750
141	600	**Blake O'HARE**	**1:44.806**	13:12:26.611	2	Kawasaki ZX6
87	1000	**Dan CHAMBERLAIN**	**1:44.772**	13:15:29.283	4	Suzuki GSXR 750

Session Leader History

NO	CL	NAME	FROM LAP	LAPS LED	DISTANCE	VEHICLE
87	1000	**Dan CHAMBERLAIN**	1	6	13.08 miles	Suzuki GSXR 750

Flag History

TYPE	TIME OF DAY
GREEN	13:08:21.587
FINISH	13:19:06.604

Flag Statistics

TYPE	COUNT	TOTAL LAPS	TOTAL TIME
Green	1	6	12:39.944
Red	0	0	0.000
Safety Car	0	0	0.000
FCY	0	0	0.000

Weather / Track : Cloudy / Drying

Cadwell Park: 2.1800 miles
Date: 07/07/2024 Start: 13:08 Finish: 13:19

BMCRC - MRO Championships 2024 - Rnd 5 @ Cadwell Park

L&W/BMCRC Rookie 600 & Rookie 1000

RACE 7 - STATISTICS

CLASS : 1000

5 Starters

Fastest Lap History

NO	NAME	LAP TIME	TIME OF DAY	LAP	VEHICLE
87	**Dan CHAMBERLAIN**	**1:45.086**	13:11:58.618	2	Suzuki GSXR 750
87	**Dan CHAMBERLAIN**	**1:44.772**	13:15:29.283	4	Suzuki GSXR 750

Leader History

NO	NAME	FROM LAP	LAPS LED	DISTANCE	VEHICLE
87	**Dan CHAMBERLAIN**	1	6	13.08 miles	Suzuki GSXR 750

BMCRC - MRO Championships 2024 - Rnd 5 @ Cadwell Park

L&W/BMCRC Rookie 600 & Rookie 1000

RACE 7 - STATISTICS

CLASS : 600

9 Starters

Fastest Lap History

NO	NAME	LAP TIME	TIME OF DAY	LAP	VEHICLE
141	**Blake O'HARE**	**1:44.806**	13:12:26.611	2	Kawasaki ZX6

Leader History

NO	NAME	FROM LAP	LAPS LED	DISTANCE	VEHICLE
153	**Aaron HICKMOTT**	1	1	2.18 miles	Kawasaki ZX6R
141	**Blake O'HARE**	2	5	10.90 miles	Kawasaki ZX6

Weather / Track : Cloudy / Drying

Cadwell Park: 2.1800 miles
Date: 07/07/2024 Start: 13:08 Finish: 13:19

BMCRC - MRO Championships 2024 - Rnd 5 @ Cadwell Park

L&W/BMCRC Rookie 600 & Rookie 1000

RACE 18 - GRID (6 Laps)

ROW 7	19 75 Alex TUFNALL	20 404 Lewis ADAMS	1
ROW 6	16 138 Paul COOMBS 1:53.459	17 40 James LORD	18 41 Tony PEACE 1:54.981
ROW 5	13 153 Aaron HICKMOTT 1:48.737	14 67 Adrian WRISDALE 1:50.555	15 916 Adam FREWIN 1:50.819
ROW 4	10 141 Blake O'HARE 1:44.806	11 178 Paul BLOOMFIELD 1:46.113	12 197 Zac WRISDALE 1:48.324
ROW 3	7	8	9
ROW 2	4 666 Nathan THOMPSON 1:55.723	5 29 Luke MORGAN 2:10.169	6
ROW 1	1 87 Dan CHAMBERLAIN 1:44.772 **Pole**	2 85 Ben WOOD 1:45.609	3 14 Alex YIANNI 1:54.742

These results are provisional until the conclusion of any judicial and technical matters.

Cadwell Park: 2.1800 miles

Clerk Of Course:	Stewards:	Timekeeper: Craig Smith	

Results can be found at www.tsl-timing.com

Printed - 13:26 Sunday, 07 July 2024

BMCRC - MRO Championships 2024 - Rnd 5 @ Cadwell Park

L&W/BMCRC Rookie 600 & Rookie 1000

RACE 18 - CLASSIFICATION

Race Distance: 5 Laps / 10.90 miles

POS	NO	CL	PIC	NAME	ENTRY	LAPS	TIME	GAP	DIFF	MPH	BEST	ON	GRD	↑↓
1	**87**	1000	1	**Dan CHAMBERLAIN**	Suzuki GSXR 750 -	**5**	8:41.226			75.28	**1:40.255**	2	1	0
2	**40**	600	1	**James LORD**	Triumph STREET TRIPPLE -	**5**	9:09.743	**28.517**	28.517	71.37	**1:42.119**	3	13	11
3	**85**	1000	2	**Ben WOOD**	Yamaha R1 -	**5**	9:15.084	**33.858**	5.341	70.69	**1:48.090**	2	2	-1
4	**666**	1000	3	**Nathan THOMPSON**	BMW S1000RR - Flirtz lap dancing club	**5**	9:15.261	**34.035**	0.177	70.67	**1:45.373**	4	4	0
5	**178**	600	2	**Paul BLOOMFIELD**	Yamaha R6 -	**5**	9:21.191	**39.965**	5.930	69.92	**1:43.511**	3	7	2
6	**153**	600	3	**Aaron HICKMOTT**	Kawasaki ZX6R - Me, Myself & I	**5**	9:23.519	**42.293**	2.328	69.63	**1:44.612**	3	9	3
7	**138**	600	4	**Paul COOMBS**	Triumph 675R DAYTONA -	**5**	9:38.112	**56.886**	14.593	67.87	**1:46.844**	4	12	5
8	**197**	600	5	**Zac WRISDALE**	Kawasaki ZX6R -	**5**	9:39.563	**58.337**	1.451	67.70	**1:47.365**	4	8	0
9	**14**	1000	4	**Alex YIANNI**	BMW S1000 RR - Airpack 2000 Racing/Almig Compressors	**5**	9:42.862	**1:01.636**	3.299	67.32	**1:51.157**	3	3	-6
10	**29**	1000	5	**Luke MORGAN**	Suzuki GSXR 750 -	**5**	10:49.735	**2:08.509**	1:06.873	60.39	**2:08.459**	4	5	-5

NOT CLASSIFIED

DNF	**67**	600		**Adrian WRISDALE**	Kawasaki ZX6R -	**4**	7:40.718	**1 Lap**	1 Lap	68.13	**1:46.463**	4	10	
DNF	**916**	600		**Adam FREWIN**	Yamaha R6 - Daniel Parker Motorsport mindset coach	**4**	7:41.837	**1 Lap**	1.119	67.97	**1:47.371**	3	11	

FASTEST LAP

87	1000	**Dan CHAMBERLAIN**	Suzuki GSXR 750 -	**2**	1:40.255	78.28 mph	125.98 kph
40	600	**James LORD**	Triumph STREET TRIPPLE -	**3**	1:42.119	76.85 mph	123.68 kph

Comments:
Class 1000 - 92.5% of Race Speed = 69.63 mph
Class 600 - 92.5% of Race Speed = 66.01 mph

Weather / Track : Cloudy / Dry
These results are provisional until the conclusion of any judicial and technical matters.

Date: 07/07/2024 Start: 17:14 Finish: 17:22
Cadwell Park: 2.1800 miles

Clerk Of Course:	Stewards:	Timekeeper: Craig Smith	

Results can be found at www.tsl-timing.com

Printed - 17:26 Sunday, 07 July 2024

BMCRC - MRO Championships 2024 - Rnd 5 @ Cadwell Park

L&W/BMCRC Rookie 600 & Rookie 1000

RACE 18 - LAP CHART

LAP 1 @ 17:15:46.872

NO	BEHIND	LAP TIME
87		1:45.484
85	5.431	1:50.915
14	12.311	1:57.795
666	12.561	1:58.045
40	25.174	2:10.658
178	28.134	2:13.618
29	28.485	2:13.969
153	29.108	2:14.592
197	31.178	2:16.662
67	32.037	2:17.521
138	33.577	2:19.061
916	33.664	2:19.148

LAP 2 @ 17:17:27.127

NO	BEHIND	LAP TIME
87		1:40.255
85	13.266	1:48.090
666	21.881	1:49.575
14	23.299	1:51.243
40	27.655	1:42.736
178	32.011	1:44.132
153	35.194	1:46.341
67	40.160	1:48.378
916	41.036	1:47.627
197	41.595	1:50.672
138	42.776	1:49.454
29	57.137	2:08.907

LAP 3 @ 17:19:08.950

NO	BEHIND	LAP TIME
87		1:41.823
85	21.368	1:49.925
666	27.460	1:47.402
40	27.951	1:42.119
14	32.633	1:51.157
178	33.699	1:43.511
153	37.983	1:44.612
916	46.584	1:47.371
67	46.693	1:48.356
197	47.300	1:47.528
138	48.244	1:47.291
29	1:24.282	2:08.968

LAP 4 @ 17:20:53.756

NO	BEHIND	LAP TIME
87		1:44.806
85	25.975	1:49.413
40	26.211	1:43.066
666	28.027	1:45.373
178	32.879	1:43.986
153	38.550	1:45.373
14	40.383	1:52.556
67	48.350	1:46.463
916	49.469	1:47.691
197	49.859	1:47.365
138	50.282	1:46.844
29	1:47.935	2:08.459

LAP 5 @ 17:22:42.614

NO	BEHIND	LAP TIME
87		1:48.858
40	28.517	1:51.164
85	33.858	1:56.741
666	34.035	1:54.866
178	39.965	1:55.944
153	42.293	1:52.601
138	56.886	1:55.462
197	58.337	1:57.336
14	1:01.636	2:10.111
29	2:08.509	2:09.432

Weather / Track : Cloudy / Dry

Cadwell Park: 2.1800 miles
Date: 07/07/2024 Start: 17:14 Finish: 17:22

Results can be found at www.tsl-timing.com

Printed - 17:26 Sunday, 07 July 2024

BMCRC - MRO Championships 2024 - Rnd 5 @ Cadwell Park

L&W/BMCRC Rookie 600 & Rookie 1000

RACE 18 - POSITION CHART

		Lap	1	2	3	4	5
No	Name	Pos					
87	CHAMBERLAIN	1	87	87	87	87	87
85	WOOD	2	85	85	85	85	40
14	YIANNI	3	14	666	666	40	85
666	THOMPSON	4	666	14	40	666	666
29	MORGAN	5	40	40	14	178	178
178	BLOOMFIELD	6	178	178	178	153	153
197	WRISDALE	7	29	153	153	14	138
153	HICKMOTT	8	153	67	916	67	197
67	WRISDALE	9	197	916	67	916	14
916	FREWIN	10	67	197	197	197	29
138	COOMBS	11	138	138	138	138	
40	LORD	12	916	29	29	29	

Weather / Track : Cloudy / Dry

Cadwell Park: 2.1800 miles
Date: 07/07/2024 Start: 17:14 Finish: 17:22

Results can be found at www.tsl-timing.com

Printed - 17:26 Sunday, 07 July 2024

BMCRC - MRO Championships 2024 - Rnd 5 @ Cadwell Park

L&W/BMCRC Rookie 600 & Rookie 1000

RACE 18 - SECTOR ANALYSIS

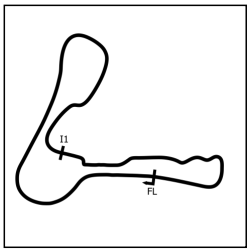

SECTOR 1 = FL to I1, SECTOR 2 = I1 to FL, DIFF = Difference To Personal Best Lap, P = Crossed Finish Line in Pit Lane, D = Time Disallowed

P1 87 1000 Dan CHAMBERLAIN Suzuki GSXR 750 -

IDEAL LAP TIME : 1:40.255 BEST LAP TIME : 1:40.255 DIFFERENCE : 0.000

LAP	SECTOR 1	SECTOR 2	LAP TIME	MPH	DIFF	TIME OF DAY
1 -		42.567	1:45.484	74.40	5.229	17:15:46.872
2 -	***57.772***	***42.483***	***1:40.255 (1)***	***78.28***		***17:17:27.127***
3 -	58.564	43.259	1:41.823 **(2)**	77.07	1.568	17:19:08.950
4 -	1:00.683	44.123	1:44.806 **(3)**	74.88	4.551	17:20:53.756
5 -	1:03.404	45.454	1:48.858	72.09	8.603	17:22:42.614

P2 40 600 James LORD Triumph STREET TRIPPLE -

IDEAL LAP TIME : 1:42.119 BEST LAP TIME : 1:42.119 DIFFERENCE : 0.000

LAP	SECTOR 1	SECTOR 2	LAP TIME	MPH	DIFF	TIME OF DAY
1 -		43.590	2:10.658	60.06	28.539	17:16:12.046
2 -	59.286	43.450	1:42.736 **(2)**	76.39	0.617	17:17:54.782
3 -	***58.978***	***43.141***	***1:42.119 (1)***	***76.85***		***17:19:36.901***
4 -	59.487	43.579	1:43.066 **(3)**	76.14	0.947	17:21:19.967
5 -	1:03.406	47.758	1:51.164	70.59	9.045	17:23:11.131

P3 85 1000 Ben WOOD Yamaha R1 -

IDEAL LAP TIME : 1:47.012 BEST LAP TIME : 1:48.090 DIFFERENCE : 1.078

LAP	SECTOR 1	SECTOR 2	LAP TIME	MPH	DIFF	TIME OF DAY
1 -		***45.318***	1:50.915	70.75	2.825	17:15:52.303
2 -	***1:01.694***	46.396	***1:48.090 (1)***	***72.60***		***17:17:40.393***
3 -	1:03.967	45.958	1:49.925 **(3)**	71.39	1.835	17:19:30.318
4 -	1:03.917	45.496	1:49.413 **(2)**	71.72	1.323	17:21:19.731
5 -	1:05.898	50.843	1:56.741	67.22	8.651	17:23:16.472

P4 666 1000 Nathan THOMPSON BMW S1000RR - Flirtz lap dancing club

IDEAL LAP TIME : 1:45.373 BEST LAP TIME : 1:45.373 DIFFERENCE : 0.000

LAP	SECTOR 1	SECTOR 2	LAP TIME	MPH	DIFF	TIME OF DAY
1 -		47.665	1:58.045	66.48	12.672	17:15:59.433
2 -	1:03.756	45.819	1:49.575 **(3)**	71.62	4.202	17:17:49.008
3 -	1:01.927	45.475	1:47.402 **(2)**	73.07	2.029	17:19:36.410
4 -	***1:01.277***	***44.096***	***1:45.373 (1)***	***74.47***		***17:21:21.783***
5 -	1:05.068	49.798	1:54.866	68.32	9.493	17:23:16.649

P5 178 600 Paul BLOOMFIELD Yamaha R6 -

IDEAL LAP TIME : 1:43.511 BEST LAP TIME : 1:43.511 DIFFERENCE : 0.000

LAP	SECTOR 1	SECTOR 2	LAP TIME	MPH	DIFF	TIME OF DAY
1 -		45.156	2:13.618	58.73	30.107	17:16:15.006
2 -	1:00.319	43.813	1:44.132 **(3)**	75.36	0.621	17:17:59.138
3 -	***1:00.141***	***43.370***	***1:43.511 (1)***	***75.81***		***17:19:42.649***
4 -	1:00.341	43.645	1:43.986 **(2)**	75.47	0.475	17:21:26.635
5 -	1:05.559	50.385	1:55.944	67.68	12.433	17:23:22.579

P6 153 600 Aaron HICKMOTT Kawasaki ZX6R - Me, Myself & I

IDEAL LAP TIME : 1:44.612 BEST LAP TIME : 1:44.612 DIFFERENCE : 0.000

LAP	SECTOR 1	SECTOR 2	LAP TIME	MPH	DIFF	TIME OF DAY
1 -		45.021	2:14.592	58.30	29.980	17:16:15.980
2 -	1:01.261	45.080	1:46.341 **(3)**	73.80	1.729	17:18:02.321
3 -	***1:00.257***	***44.355***	***1:44.612 (1)***	***75.02***		***17:19:46.933***
4 -	1:00.586	44.787	1:45.373 **(2)**	74.47	0.761	17:21:32.306
5 -	1:04.383	48.218	1:52.601	69.69	7.989	17:23:24.907

Weather / Track : Cloudy / Dry

Cadwell Park: 2.1800 miles
Date: 07/07/2024 Start: 17:14 Finish: 17:22

BMCRC - MRO Championships 2024 - Rnd 5 @ Cadwell Park

L&W/BMCRC Rookie 600 & Rookie 1000

RACE 18 - SECTOR ANALYSIS

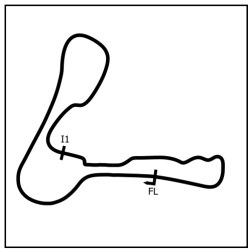

SECTOR 1 = FL to I1, SECTOR 2 = I1 to FL, DIFF = Difference To Personal Best Lap, P = Crossed Finish Line in Pit Lane, D = Time Disallowed

P7 138 600 Paul COOMBS Triumph 675R DAYTONA -

IDEAL LAP TIME : 1:46.614 BEST LAP TIME : 1:46.844 DIFFERENCE : 0.230

LAP	SECTOR 1	SECTOR 2	LAP TIME		MPH	DIFF	TIME OF DAY
1 -		46.696	2:19.061		56.43	32.217	17:16:20.449
2 -	1:03.263	46.191	1:49.454	(3)	71.70	2.610	17:18:09.903
3 -	1:01.979	***45.312***	1:47.291	(2)	73.14	0.447	17:19:57.194
4 -	***1:01.302***	45.542	***1:46.844***	(1)	***73.45***		***17:21:44.038***
5 -	1:02.237	53.225	1:55.462		67.97	8.618	17:23:39.500

P8 197 600 Zac WRISDALE Kawasaki ZX6R -

IDEAL LAP TIME : 1:47.208 BEST LAP TIME : 1:47.365 DIFFERENCE : 0.157

LAP	SECTOR 1	SECTOR 2	LAP TIME		MPH	DIFF	TIME OF DAY
1 -		45.893	2:16.662		57.42	29.297	17:16:18.050
2 -	1:05.295	***45.377***	1:50.672	(3)	70.91	3.307	17:18:08.722
3 -	***1:01.831***	45.697	1:47.528	(2)	72.98	0.163	17:19:56.250
4 -	1:01.903	45.462	***1:47.365***	(1)	***73.09***		***17:21:43.615***
5 -	1:03.917	53.419	1:57.336		66.88	9.971	17:23:40.951

P9 14 1000 Alex YIANNI BMW S1000 RR - Airpack 2000 Racing/Almig Compressors

IDEAL LAP TIME : 1:50.283 BEST LAP TIME : 1:51.157 DIFFERENCE : 0.874

LAP	SECTOR 1	SECTOR 2	LAP TIME		MPH	DIFF	TIME OF DAY
1 -		47.512	1:57.795		66.62	6.638	17:15:59.183
2 -	1:04.462	***46.781***	1:51.243	(2)	70.54	0.086	17:17:50.426
3 -	***1:03.502***	47.655	***1:51.157***	(1)	***70.60***		***17:19:41.583***
4 -	1:04.596	47.960	1:52.556	(3)	69.72	1.399	17:21:34.139
5 -	1:09.703	1:00.408	2:10.111		60.31	18.954	17:23:44.250

P10 29 1000 Luke MORGAN Suzuki GSXR 750 -

IDEAL LAP TIME : 2:08.459 BEST LAP TIME : 2:08.459 DIFFERENCE : 0.000

LAP	SECTOR 1	SECTOR 2	LAP TIME		MPH	DIFF	TIME OF DAY
1 -		53.457	2:13.969		58.58	5.510	17:16:15.357
2 -	1:15.585	53.322	2:08.907	(2)	60.88	0.448	17:18:24.264
3 -	1:15.577	53.391	2:08.968	(3)	60.85	0.509	17:20:33.232
4 -	***1:15.307***	***53.152***	***2:08.459***	(1)	***61.09***		***17:22:41.691***
5 -	1:15.506	53.926	2:09.432		60.63	0.973	17:24:51.123

P11 67 600 Adrian WRISDALE Kawasaki ZX6R -

IDEAL LAP TIME : 1:46.463 BEST LAP TIME : 1:46.463 DIFFERENCE : 0.000

LAP	SECTOR 1	SECTOR 2	LAP TIME		MPH	DIFF	TIME OF DAY
1 -		45.670	2:17.521		57.06	31.058	17:16:18.909
2 -	1:03.513	44.865	1:48.378	(3)	72.41	1.915	17:18:07.287
3 -	1:02.911	45.445	1:48.356	(2)	72.42	1.893	17:19:55.643
4 -	***1:01.924***	***44.539***	***1:46.463***	(1)	***73.71***		***17:21:42.106***

P12 916 600 Adam FREWIN Yamaha R6 - Daniel Parker Motorsport mindset coach

IDEAL LAP TIME : 1:46.966 BEST LAP TIME : 1:47.371 DIFFERENCE : 0.405

LAP	SECTOR 1	SECTOR 2	LAP TIME		MPH	DIFF	TIME OF DAY
1 -		46.302	2:19.148		56.40	31.777	17:16:20.536
2 -	1:02.580	***45.047***	1:47.627	(2)	72.91	0.256	17:18:08.163
3 -	***1:01.919***	45.452	***1:47.371***	(1)	***73.09***		***17:19:55.534***
4 -	1:02.400	45.291	1:47.691	(3)	72.87	0.320	17:21:43.225

Weather / Track : Cloudy / Dry

Cadwell Park: 2.1800 miles
Date: 07/07/2024 Start: 17:14 Finish: 17:22

BMCRC - MRO Championships 2024 - Rnd 5 @ Cadwell Park

L&W/BMCRC Rookie 600 & Rookie 1000

RACE 18 - BEST SECTORS

SECTOR 1				SECTOR 2			IDEAL / BEST COMPARISON					
POS	NO	NAME	TIME	NO	NAME	TIME	POS	NO	NAME	IDEAL	BEST	DIFF
									PERFECT LAP	1:40.255		
1	87	CHAMBERLAIN	57.772	87	CHAMBERLAIN	42.483	1	87	CHAMBERLAIN	1:40.255	1:40.255	0.000
2	40	LORD	58.978	40	LORD	43.141	2	40	LORD	1:42.119	1:42.119	0.000
3	178	BLOOMFIELD	1:00.141	178	BLOOMFIELD	43.370	3	178	BLOOMFIELD	1:43.511	1:43.511	0.000
4	153	HICKMOTT	1:00.257	666	THOMPSON	44.096	4	153	HICKMOTT	1:44.612	1:44.612	0.000
5	666	THOMPSON	1:01.277	153	HICKMOTT	44.355	5	666	THOMPSON	1:45.373	1:45.373	0.000
6	138	COOMBS	1:01.302	67	WRISDALE	44.539	6	67	WRISDALE	1:46.463	1:46.463	0.000
7	85	WOOD	1:01.694	916	FREWIN	45.047	7	138	COOMBS	1:46.614	1:46.844	0.230
8	197	WRISDALE	1:01.831	138	COOMBS	45.312	8	916	FREWIN	1:46.966	1:47.371	0.405
9	916	FREWIN	1:01.919	85	WOOD	45.318	9	85	WOOD	1:47.012	1:48.090	1.078
10	67	WRISDALE	1:01.924	197	WRISDALE	45.377	10	197	WRISDALE	1:47.208	1:47.365	0.157
11	14	YIANNI	1:03.502	14	YIANNI	46.781	11	14	YIANNI	1:50.283	1:51.157	0.874
12	29	MORGAN	1:15.307	29	MORGAN	53.152	12	29	MORGAN	2:08.459	2:08.459	0.000

Weather / Track : Cloudy / Dry

Cadwell Park: 2.1800 miles
Date: 07/07/2024 Start: 17:14 Finish: 17:22

Results can be found at www.tsl-timing.com

Printed - 17:26 Sunday, 07 July 2024

BMCRC - MRO Championships 2024 - Rnd 5 @ Cadwell Park

L&W/BMCRC Rookie 600 & Rookie 1000

RACE 18 - STATISTICS

Competitors Started	12
Planned Start	2024-07-07 @ 16:55:00.000
Actual Start	2024-07-07 @ 17:14:01.387
Finish Time	2024-07-07 @ 17:22:42.613
Track Length	2.1800mi.
Total Laps	58
Total Distance Covered	126.4410mi.

Session Fastest Lap History

NO	CL	NAME	LAP TIME	TIME OF DAY	LAP	VEHICLE
87	1000	**Dan CHAMBERLAIN**	**1:40.255**	17:17:27.159	2	Suzuki GSXR 750

Session Leader History

NO	CL	NAME	FROM LAP	LAPS LED	DISTANCE	VEHICLE
87	1000	**Dan CHAMBERLAIN**	1	5	10.90 miles	Suzuki GSXR 750

Flag History

TYPE	TIME OF DAY
GREEN	17:14:01.387
FINISH	17:22:42.613

Flag Statistics

TYPE	COUNT	TOTAL LAPS	TOTAL TIME
Green	1	5	11:00.009
Red	0	0	0.000
Safety Car	0	0	0.000
FCY	0	0	0.000

Weather / Track : Cloudy / Dry

Cadwell Park: 2.1800 miles
Date: 07/07/2024 Start: 17:14 Finish: 17:22

BMCRC - MRO Championships 2024 - Rnd 5 @ Cadwell Park

L&W/BMCRC Rookie 600 & Rookie 1000

RACE 18 - STATISTICS

CLASS : 1000

5 Starters

Fastest Lap History

NO	NAME	LAP TIME	TIME OF DAY	LAP	VEHICLE
87	**Dan CHAMBERLAIN**	**1:40.255**	17:17:27.159	2	Suzuki GSXR 750

Leader History

NO	NAME	FROM LAP	LAPS LED	DISTANCE	VEHICLE
87	**Dan CHAMBERLAIN**	1	5	10.90 miles	Suzuki GSXR 750

Weather / Track : Cloudy / Dry

Cadwell Park: 2.1800 miles
Date: 07/07/2024 Start: 17:14 Finish: 17:22

BMCRC - MRO Championships 2024 - Rnd 5 @ Cadwell Park

L&W/BMCRC Rookie 600 & Rookie 1000

RACE 18 - STATISTICS

CLASS : 600

7 Starters

Fastest Lap History

NO	NAME	LAP TIME	TIME OF DAY	LAP	VEHICLE
40	**James LORD**	**1:42.736**	17:17:54.796	2	Triumph STREET TRIPPLE
40	**James LORD**	**1:42.119**	17:19:36.913	3	Triumph STREET TRIPPLE

Leader History

NO	NAME	FROM LAP	LAPS LED	DISTANCE	VEHICLE
40	**James LORD**	1	5	10.90 miles	Triumph STREET TRIPPLE

Weather / Track : Cloudy / Dry

Cadwell Park: 2.1800 miles
Date: 07/07/2024 Start: 17:14 Finish: 17:22

HELIX HOMES / DART / RP COURSE BMCRC FORMULA 400 & PROPERLY PROTECTED ROOKIE MINITWINS

BMCRC-MRO Championships - Round 5

Cadwell Park

6th / 7th July 2024

Timing & Results Provided by Timing Solutions Ltd

www.tsl-timing.com

Cadwell Park Circuit

Louth, Lincolnshire, UK

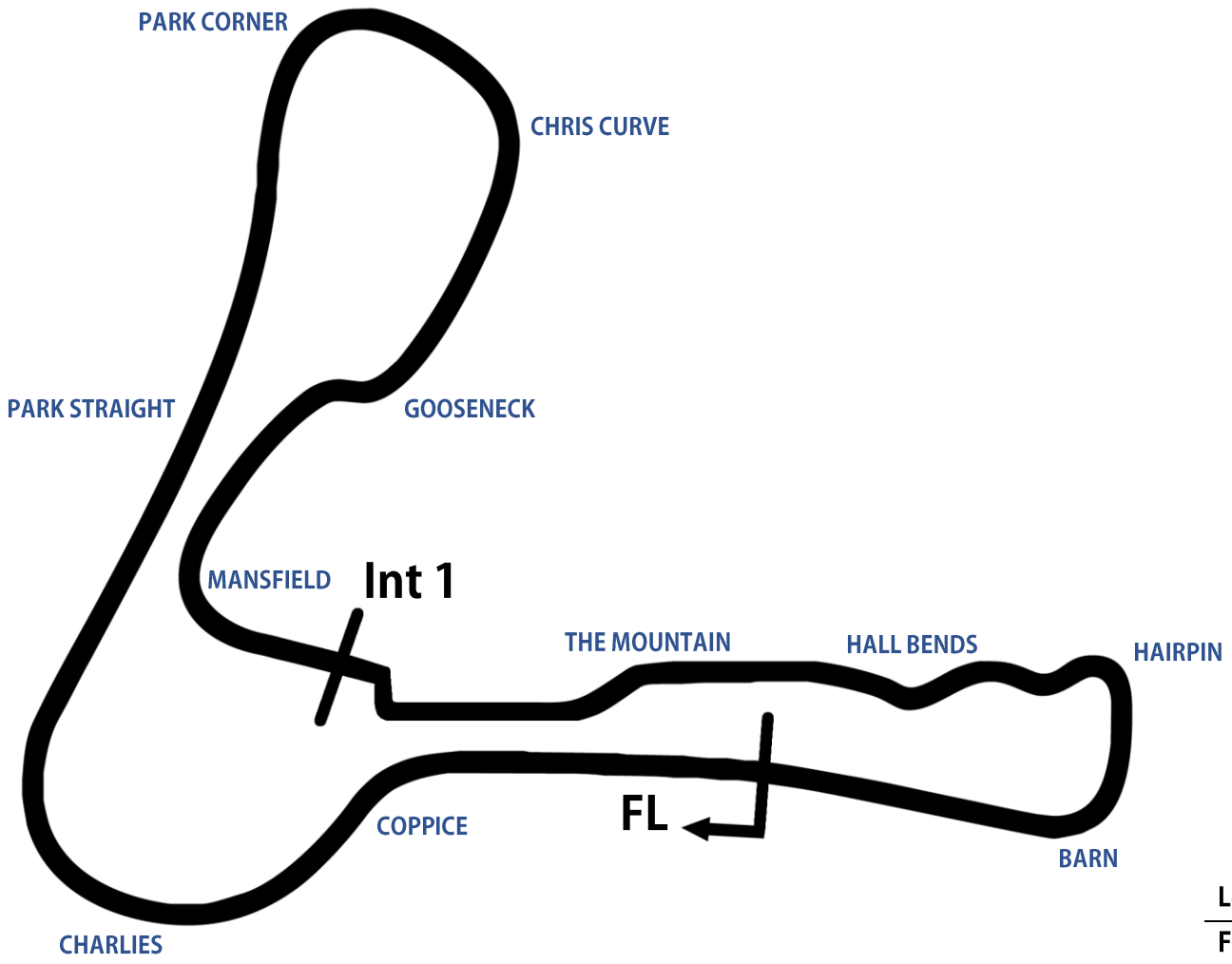

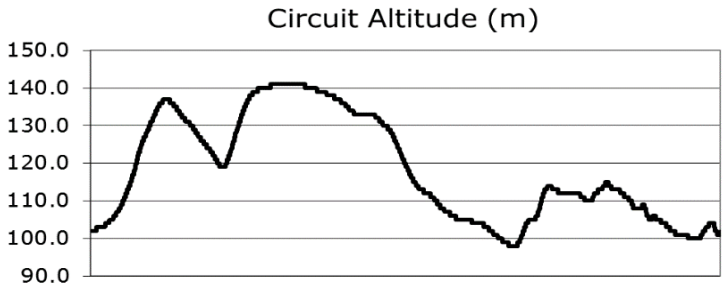

Length	2.1800 miles | 3.508 km | 3508.4m		
FL		53.31024 N	0.05940 W
Int 1	2330m	53.30708 N	0.06270 W
Pit Entry	3427m	53.31103 N	0.05889 W
Pit Exit	0m after FL	53.31030 N	0.05940 w
Pit Entry - Pit Exit	92m, 6.6s @ 50kph, 5.5s @ 60kph		

Results & Live Timing available at – www.tsl-timing.com

Updated - 24/01/2024 10:35

BMCRC - MRO Championships 2024 - Rnd 5 @ Cadwell Park

Rookie Minitwins & BMCRC Formula 400

QUALIFYING - CLASSIFICATION

POS	NO	CL	PIC	NAME	ENTRY	TIME	ON	LAPS	GAP	DIFF	MPH
1	606	RMT	1	Robert BRYANT	Suzuki SV650 - R.B Plumbing & Heating	1:55.719	5	5			67.82
2	941	RMT	2	Liam WOOD	Suzuki SV650 - GGL RACING	1:56.100	5	5	0.381	0.381	67.59
3	115	F400_M	1	Jake DONKERSLEY	Kawasaki ZX4RR -	1:56.625	4	5	0.906	0.525	67.29
4	81	F400_S/R	1	Ollie SIMS	Kawasaki NINJA 400 - Motorbodies Weston ltd	1:58.411	5	5	2.692	1.786	66.27
5	67	F400_M	2	Simon HARVEY	Kawasaki ZX4RR - Retirement Fund Racing	1:58.795	5	5	3.076	0.384	66.06
6	90	F400_S	1	Steve RAPA	Honda RVF400 - My Own Fair Hands	1:59.352	4	5	3.633	0.557	65.75
7	110	F400_S	2	Mark HAIGH	Aprilia RS250 - Chesterfield CarClinic/The Tuning Work	1:59.775	5	5	4.056	0.423	65.52
8	30	RMT	3	David LUFF	Suzuki SV 650 - ATP & Sarah O'Neill	2:00.099	4	4	4.380	0.324	65.34
9	161	F400_R	1	Aleisha LAYTON	Kawasaki NINJA 400 -	2:02.045	5	5	6.326	1.946	64.30
10	55	F400_S/R	2	Magnus MANSON-CHUBB	Kawasaki ZXR400L -	2:02.659	5	5	6.940	0.614	63.98
11	77	RMT	4	Joshua CRISP	Suzuki SV650 - JMC GUITARWORKS	2:02.844	5	5	7.125	0.185	63.88
12	75	RMT	5	Tom SVENSEN	Suzuki SV650 - Team TSR - HCL Car sales	2:03.078	5	5	7.359	0.234	63.76
13	26	F400_S	3	Damian LEE	Yamaha TZR250 - Leed Autos	2:03.235	4	5	7.516	0.157	63.68
14	12	F400_S	4	Kade WATT	Kawasaki NINJA 400 - 3D Racing	2:03.276	5	5	7.557	0.041	63.66
15	166	RMT	6	Ben KING	Suzuki SV650 -	2:03.525	5	5	7.806	0.249	63.53
16	177	RMT	7	Michael HOPKINS	Suzuki SV650 SK1 - Myself	2:03.967	5	5	8.248	0.442	63.30
17	14	RMT	8	George DAVIES	Suzuki SV650 - Little T's Childcare , JClay Fitness	2:04.311	4	4	8.592	0.344	63.13
18	237	RMT	9	Tim WOOD	Suzuki SV650S - Hel Performance	2:04.726	5	5	9.007	0.415	62.92
19	122	RMT	10	James EGGINTON	Suzuki SV650 - Advance Computer Services - www.AC	2:05.327	3	3	9.608	0.601	62.62
20	17	F400_S	5	Freddie BATE	Kawasaki ZXR400 - Hartjay	2:06.674	1	1	10.955	1.347	61.95
21	69	F400_M	3	Kobe PERRY	-	2:09.627	4	4	13.908	2.953	60.54
22	62	RMT	11	Max PRIESTLEY	Suzuki SV650 - Mum and Dad	2:09.743	2	2	14.024	0.116	60.48
23	21	F400_M	4	Alan WATSON	Kawasaki ZXR 400 - Watson Racing	2:11.090	5	5	15.371	1.347	59.86
24	444	RMT	12	Brian HARRISON	Suzuki SV650 -	2:14.178	4	4	18.459	3.088	58.48
25	173	RMT	13	Alex BUCHANAN	Suzuki SV650 - Novus Resourcing	2:16.057	4	4	20.338	1.879	57.68
26	164	RMT	14	Adam FEARNLEY	Suzuki SV650 -	2:16.440	4	4	20.721	0.383	57.52
27	251	RMT	15	Craig FERRIS	Suzuki SV650 - IMP Racing	2:28.342	3	4	32.623	11.902	52.90
28	5	RMT	16	William BARRETT	Suzuki SV650 -			0			

Weather / Track : Cloudy / Wet

These results are provisional until the conclusion of any judicial and technical matters.

Date: 06/07/2024 Start: 10:20 Finish: 10:30
Cadwell Park: 2.1800 miles

Clerk Of Course:	Stewards:	Timekeeper: Craig Smith	

Results can be found at www.tsl-timing.com

Printed - 10:33 Saturday, 06 July 2024

BMCRC - MRO Championships 2024 - Rnd 5 @ Cadwell Park

Rookie Minitwins & BMCRC Formula 400

QUALIFYING - SECTOR ANALYSIS

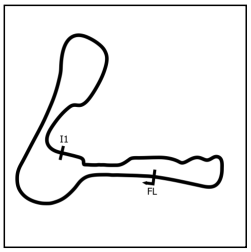

SECTOR 1 = FL to I1, SECTOR 2 = I1 to FL, DIFF = Difference To Personal Best Lap, P = Crossed Finish Line in Pit Lane, D = Time Disallowed

P1 606 RMT Robert BRYANT — Suzuki SV650 - R.B Plumbing & Heating

IDEAL LAP TIME : 1:55.719 BEST LAP TIME : 1:55.719 DIFFERENCE : 0.000

LAP	SECTOR 1	SECTOR 2	LAP TIME	MPH	DIFF	TIME OF DAY
1 -	1:16.163	53.342	2:09.505	60.60	13.786	10:23:57.865
2 -	1:11.150	51.719	2:02.869	63.87	7.150	10:26:00.734
3 -	1:10.175	48.842	1:59.017 (2)	65.94	3.298	10:27:59.751
4 -	1:09.831	49.542	1:59.373 (3)	65.74	3.654	10:29:59.124
5 -	***1:07.722***	***47.997***	***1:55.719 (1)***	***67.82***		***10:31:54.843***

P2 941 RMT Liam WOOD — Suzuki SV650 - GGL RACING

IDEAL LAP TIME : 1:56.100 BEST LAP TIME : 1:56.100 DIFFERENCE : 0.000

LAP	SECTOR 1	SECTOR 2	LAP TIME	MPH	DIFF	TIME OF DAY
1 -	1:19.139	51.688	2:10.827	59.98	14.727	10:23:43.571
2 -	1:11.557	50.064	2:01.621	64.52	5.521	10:25:45.192
3 -	1:09.291	49.232	1:58.523 (3)	66.21	2.423	10:27:43.715
4 -	1:08.715	48.592	1:57.307 (2)	66.90	1.207	10:29:41.022
5 -	***1:07.673***	***48.427***	***1:56.100 (1)***	***67.59***		***10:31:37.122***

P3 115 F400_M Jake DONKERSLEY — Kawasaki ZX4RR -

IDEAL LAP TIME : 1:56.548 BEST LAP TIME : 1:56.625 DIFFERENCE : 0.077

LAP	SECTOR 1	SECTOR 2	LAP TIME	MPH	DIFF	TIME OF DAY
1 -	1:14.961	51.526	2:06.487	62.04	9.862	10:23:34.235
2 -	1:10.556	54.770	2:05.326	62.62	8.701	10:25:39.561
3 -	1:10.050	49.230	1:59.280 (3)	65.79	2.655	10:27:38.841
4 -	1:08.004	***48.621***	***1:56.625 (1)***	***67.29***		***10:29:35.466***
5 -	***1:07.927***	49.723	1:57.650 (2)	66.70	1.025	10:31:33.116

P4 81 F400_S/F Ollie SIMS — Kawasaki NINJA 400 - Motorbodies Weston ltd

IDEAL LAP TIME : 1:58.411 BEST LAP TIME : 1:58.411 DIFFERENCE : 0.000

LAP	SECTOR 1	SECTOR 2	LAP TIME	MPH	DIFF	TIME OF DAY
1 -	1:14.626	53.892	2:08.518	61.06	10.107	10:23:32.160
2 -	1:11.916	51.011	2:02.927	63.84	4.516	10:25:35.087
3 -	1:10.306	50.603	2:00.909 (3)	64.90	2.498	10:27:35.996
4 -	1:09.965	49.423	1:59.388 (2)	65.73	0.977	10:29:35.384
5 -	***1:09.557***	***48.854***	***1:58.411 (1)***	***66.27***		***10:31:33.795***

P5 67 F400_M Simon HARVEY — Kawasaki ZX4RR - Retirement Fund Racing

IDEAL LAP TIME : 1:58.109 BEST LAP TIME : 1:58.795 DIFFERENCE : 0.686

LAP	SECTOR 1	SECTOR 2	LAP TIME	MPH	DIFF	TIME OF DAY
1 -	1:15.200	51.860	2:07.060	61.76	8.265	10:23:34.006
2 -	1:12.353	53.435	2:05.788	62.39	6.993	10:25:39.794
3 -	1:13.502	49.612	2:03.114 (3)	63.74	4.319	10:27:42.908
4 -	1:10.858	***48.949***	1:59.807 (2)	65.50	1.012	10:29:42.715
5 -	***1:09.160***	49.635	***1:58.795 (1)***	***66.06***		***10:31:41.510***

P6 90 F400_S Steve RAPA — Honda RVF400 - My Own Fair Hands

IDEAL LAP TIME : 1:59.352 BEST LAP TIME : 1:59.352 DIFFERENCE : 0.000

LAP	SECTOR 1	SECTOR 2	LAP TIME	MPH	DIFF	TIME OF DAY
1 -	1:14.427	52.940	2:07.367	61.61	8.015	10:23:30.341
2 -	1:11.481	51.054	2:02.535	64.04	3.183	10:25:32.876
3 -	1:09.661	50.905	2:00.566 (3)	65.09	1.214	10:27:33.442
4 -	***1:09.427***	***49.925***	***1:59.352 (1)***	***65.75***		***10:29:32.794***
5 -	1:10.128	50.286	2:00.414 (2)	65.17	1.062	10:31:33.208

Weather / Track : Cloudy / Wet

Cadwell Park: 2.1800 miles
Date: 06/07/2024 Start: 10:20 Finish: 10:30

BMCRC - MRO Championships 2024 - Rnd 5 @ Cadwell Park

Rookie Minitwins & BMCRC Formula 400

QUALIFYING - SECTOR ANALYSIS

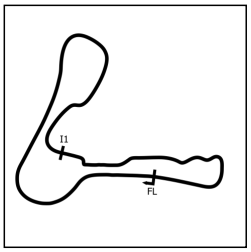

SECTOR 1 = FL to I1, SECTOR 2 = I1 to FL, DIFF = Difference To Personal Best Lap, P = Crossed Finish Line in Pit Lane, D = Time Disallowed

P7 110 F400_S Mark HAIGH — Aprilia RS250 - Chesterfield CarClinic/The Tuning Works

IDEAL LAP TIME : 1:59.775 BEST LAP TIME : 1:59.775 DIFFERENCE : 0.000

LAP	SECTOR 1	SECTOR 2	LAP TIME	MPH	DIFF	TIME OF DAY
1 -	1:23.644	57.110	2:20.754	55.75	20.979	10:23:53.735
2 -	1:15.579	54.184	2:09.763	60.48	9.988	10:26:03.498
3 -	1:12.276	52.205	2:04.481 (3)	63.04	4.706	10:28:07.979
4 -	1:10.811	51.142	2:01.953 (2)	64.35	2.178	10:30:09.932
5 -	***1:09.857***	***49.918***	***1:59.775 (1)***	***65.52***		***10:32:09.707***

P8 30 RMT David LUFF — Suzuki SV 650 - ATP & Sarah O'Neill

IDEAL LAP TIME : 2:00.099 BEST LAP TIME : 2:00.099 DIFFERENCE : 0.000

LAP	SECTOR 1	SECTOR 2	LAP TIME	MPH	DIFF	TIME OF DAY
1 -	1:16.375	54.846	2:11.221	59.80	11.122	10:23:32.435
2 -	1:13.426	53.848	2:07.274 (3)	61.66	7.175	10:25:39.709
3 -	1:14.088	51.272	2:05.360 (2)	62.60	5.261	10:27:45.069
4 -	***1:10.222***	***49.877***	***2:00.099 (1)***	***65.34***		***10:29:45.168***

P9 161 F400_R Aleisha LAYTON — Kawasaki NINJA 400 -

IDEAL LAP TIME : 2:02.045 BEST LAP TIME : 2:02.045 DIFFERENCE : 0.000

LAP	SECTOR 1	SECTOR 2	LAP TIME	MPH	DIFF	TIME OF DAY
1 -	1:20.626	58.131	2:18.757	56.55	16.712	10:24:05.389
2 -	1:15.580	54.182	2:09.762	60.48	7.717	10:26:15.151
3 -	1:14.191	53.032	2:07.223 (3)	61.68	5.178	10:28:22.374
4 -	1:11.712	51.909	2:03.621 (2)	63.48	1.576	10:30:25.995
5 -	***1:11.185***	***50.860***	***2:02.045 (1)***	***64.30***		***10:32:28.040***

P10 55 F400_S/F Magnus MANSON-CHUBB — Kawasaki ZXR400L -

IDEAL LAP TIME : 2:02.659 BEST LAP TIME : 2:02.659 DIFFERENCE : 0.000

LAP	SECTOR 1	SECTOR 2	LAP TIME	MPH	DIFF	TIME OF DAY
1 -	1:15.907	53.104	2:09.011	60.83	6.352	10:23:37.745
2 -	1:12.643	53.821	2:06.464	62.05	3.805	10:25:44.209
3 -	1:12.992	51.820	2:04.812 (3)	62.87	2.153	10:27:49.021
4 -	1:11.577	51.466	2:03.043 (2)	63.78	0.384	10:29:52.064
5 -	***1:11.242***	***51.417***	***2:02.659 (1)***	***63.98***		***10:31:54.723***

P11 77 RMT Joshua CRISP — Suzuki SV650 - JMC GUITARWORKS

IDEAL LAP TIME : 2:01.418 BEST LAP TIME : 2:02.844 DIFFERENCE : 1.426

LAP	SECTOR 1	SECTOR 2	LAP TIME	MPH	DIFF	TIME OF DAY
1 -	1:19.003	57.059	2:16.062	57.68	13.218	10:24:06.262
2 -	1:14.224	51.833	2:06.057 (3)	62.25	3.213	10:26:12.319
3 -	1:13.161	52.987	2:06.148	62.21	3.304	10:28:18.467
4 -	***1:11.108***	51.923	2:03.031 (2)	63.78	0.187	10:30:21.498
5 -	1:12.534	***50.310***	***2:02.844 (1)***	***63.88***		***10:32:24.342***

P12 75 RMT Tom SVENSEN — Suzuki SV650 - Team TSR - HCL Car sales

IDEAL LAP TIME : 2:03.078 BEST LAP TIME : 2:03.078 DIFFERENCE : 0.000

LAP	SECTOR 1	SECTOR 2	LAP TIME	MPH	DIFF	TIME OF DAY
1 -	1:19.585	52.716	2:12.301	59.31	9.223	10:23:45.426
2 -	1:14.410	52.294	2:06.704	61.94	3.626	10:25:52.130
3 -	1:13.025	51.660	2:04.685 (3)	62.94	1.607	10:27:56.815
4 -	1:12.647	51.899	2:04.546 (2)	63.01	1.468	10:30:01.361
5 -	***1:12.068***	***51.010***	***2:03.078 (1)***	***63.76***		***10:32:04.439***

BMCRC - MRO Championships 2024 - Rnd 5 @ Cadwell Park

Rookie Minitwins & BMCRC Formula 400

QUALIFYING - SECTOR ANALYSIS

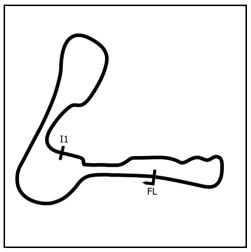

SECTOR 1 = FL to I1, SECTOR 2 = I1 to FL, DIFF = Difference To Personal Best Lap, P = Crossed Finish Line in Pit Lane, D = Time Disallowed

P13 26 F400_S Damian LEE

Yamaha TZR250 - Leed Autos

IDEAL LAP TIME : 2:03.235 BEST LAP TIME : 2:03.235 DIFFERENCE : 0.000

LAP	SECTOR 1	SECTOR 2	LAP TIME	MPH	DIFF	TIME OF DAY
1 -	1:23.411	56.076	2:19.487	56.26	16.252	10:23:52.868
2 -	1:15.704	54.530	2:10.234	60.26	6.999	10:26:03.102
3 -	1:13.517	52.073	2:05.590 **(3)**	62.48	2.355	10:28:08.692
4 -	***1:11.267***	***51.968***	***2:03.235*** **(1)**	***63.68***		***10:30:11.927***
5 -	1:11.661	52.080	2:03.741 **(2)**	63.42	0.506	10:32:15.668

P14 12 F400_S Kade WATT

Kawasaki NINJA 400 - 3D Racing

IDEAL LAP TIME : 2:03.047 BEST LAP TIME : 2:03.276 DIFFERENCE : 0.229

LAP	SECTOR 1	SECTOR 2	LAP TIME	MPH	DIFF	TIME OF DAY
1 -	1:20.688	55.401	2:16.089	57.66	12.813	10:23:59.562
2 -	1:15.173	55.987	2:11.160	59.83	7.884	10:26:10.722
3 -	1:14.172	51.770	2:05.942 **(3)**	62.31	2.666	10:28:16.664
4 -	***1:11.814***	52.544	2:04.358 **(2)**	63.10	1.082	10:30:21.022
5 -	1:12.043	***51.233***	***2:03.276*** **(1)**	***63.66***		***10:32:24.298***

P15 166 RMT Ben KING

Suzuki SV650 -

IDEAL LAP TIME : 2:03.525 BEST LAP TIME : 2:03.525 DIFFERENCE : 0.000

LAP	SECTOR 1	SECTOR 2	LAP TIME	MPH	DIFF	TIME OF DAY
1 -	1:23.223	58.458	2:21.681	55.39	18.156	10:24:06.556
2 -	1:16.825	54.416	2:11.241	59.79	7.716	10:26:17.797
3 -	1:15.650	54.754	2:10.404 **(3)**	60.18	6.879	10:28:28.201
4 -	1:15.002	52.799	2:07.801 **(2)**	61.40	4.276	10:30:36.002
5 -	***1:12.787***	***50.738***	***2:03.525*** **(1)**	***63.53***		***10:32:39.527***

P16 177 RMT Michael HOPKINS

Suzuki SV650 SK1 - Myself

IDEAL LAP TIME : 2:03.866 BEST LAP TIME : 2:03.967 DIFFERENCE : 0.101

LAP	SECTOR 1	SECTOR 2	LAP TIME	MPH	DIFF	TIME OF DAY
1 -	1:19.852	55.036	2:14.888	58.18	10.921	10:23:55.988
2 -	1:17.685	56.969	2:14.654	58.28	10.687	10:26:10.642
3 -	1:14.538	53.461	2:07.999 **(3)**	61.31	4.032	10:28:18.641
4 -	1:12.468	***51.780***	2:04.248 **(2)**	63.16	0.281	10:30:22.889
5 -	***1:12.086***	51.881	***2:03.967*** **(1)**	***63.30***		***10:32:26.856***

P17 14 RMT George DAVIES

Suzuki SV650 - Little T's Childcare , JClay Fitness

IDEAL LAP TIME : 2:04.311 BEST LAP TIME : 2:04.311 DIFFERENCE : 0.000

LAP	SECTOR 1	SECTOR 2	LAP TIME	MPH	DIFF	TIME OF DAY
1 -	1:17.554	55.250	2:12.804	59.09	8.493	10:25:39.444
2 -	1:14.935	54.544	2:09.479 **(3)**	60.61	5.168	10:27:48.923
3 -	1:14.408	52.954	2:07.362 **(2)**	61.62	3.051	10:29:56.285
4 -	***1:12.328***	***51.983***	***2:04.311*** **(1)**	***63.13***		***10:32:00.596***

P18 237 RMT Tim WOOD

Suzuki SV650S - Hel Performance

IDEAL LAP TIME : 2:04.726 BEST LAP TIME : 2:04.726 DIFFERENCE : 0.000

LAP	SECTOR 1	SECTOR 2	LAP TIME	MPH	DIFF	TIME OF DAY
1 -	1:23.959	55.157	2:19.116	56.41	14.390	10:23:54.908
2 -	1:18.100	55.165	2:13.265	58.89	8.539	10:26:08.173
3 -	1:14.405	52.136	2:06.541 **(3)**	62.01	1.815	10:28:14.714
4 -	1:13.882	52.376	2:06.258 **(2)**	62.15	1.532	10:30:20.972
5 -	***1:13.476***	***51.250***	***2:04.726*** **(1)**	***62.92***		***10:32:25.698***

Weather / Track : Cloudy / Wet

Cadwell Park: 2.1800 miles
Date: 06/07/2024 Start: 10:20 Finish: 10:30

BMCRC - MRO Championships 2024 - Rnd 5 @ Cadwell Park

Rookie Minitwins & BMCRC Formula 400

QUALIFYING - SECTOR ANALYSIS

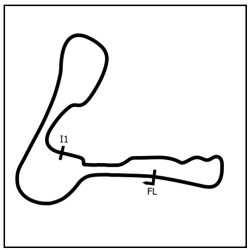

SECTOR 1 = FL to I1, SECTOR 2 = I1 to FL, DIFF = Difference To Personal Best Lap, P = Crossed Finish Line in Pit Lane, D = Time Disallowed

P19 122 RMT James EGGINTON — Suzuki SV650 - Advance Computer Services - www.ACS.co.uk

IDEAL LAP TIME : 2:05.327 BEST LAP TIME : 2:05.327 DIFFERENCE : 0.000

LAP	SECTOR 1	SECTOR 2	LAP TIME	MPH	DIFF	TIME OF DAY
1 -	1:20.315	56.605	2:16.920 (3)	57.31	11.593	10:26:31.561
2 -	1:19.277	54.050	2:13.327 (2)	58.86	8.000	10:28:44.888
3 -	***1:13.400***	***51.927***	***2:05.327 (1)***	***62.62***		***10:30:50.215***

P20 17 F400_S Freddie BATE — Kawasaki ZXR400 - Hartjay

IDEAL LAP TIME : 2:05.087 BEST LAP TIME : 2:06.674 DIFFERENCE : 1.587

LAP	SECTOR 1	SECTOR 2	LAP TIME	MPH	DIFF	TIME OF DAY
1 -	1:13.943	***52.731***	***2:06.674 (1)***	***61.95***		***10:23:30.525***

P21 69 F400_M Kobe PERRY — -

IDEAL LAP TIME : 2:09.627 BEST LAP TIME : 2:09.627 DIFFERENCE : 0.000

LAP	SECTOR 1	SECTOR 2	LAP TIME	MPH	DIFF	TIME OF DAY
1 -	1:21.388	1:01.115	2:22.503	55.07	12.876	10:24:09.744
2 -	1:18.745	56.614	2:15.359 (3)	57.97	5.732	10:26:25.103
3 -	1:18.033	54.957	2:12.990 (2)	59.01	3.363	10:28:38.093
4 -	***1:15.683***	***53.944***	***2:09.627 (1)***	***60.54***		***10:30:47.720***

P22 62 RMT Max PRIESTLEY — Suzuki SV650 - Mum and Dad

IDEAL LAP TIME : 2:08.922 BEST LAP TIME : 2:09.743 DIFFERENCE : 0.821

LAP	SECTOR 1	SECTOR 2	LAP TIME	MPH	DIFF	TIME OF DAY
1 -	1:19.925	***54.218***	2:14.143 (2)	58.50	4.400	10:24:28.365
2 -	***1:14.704***	55.039	***2:09.743 (1)***	***60.48***		***10:26:38.108***

P23 21 F400_M Alan WATSON — Kawasaki ZXR 400 - Watson Racing

IDEAL LAP TIME : 2:11.090 BEST LAP TIME : 2:11.090 DIFFERENCE : 0.000

LAP	SECTOR 1	SECTOR 2	LAP TIME	MPH	DIFF	TIME OF DAY
1 -	1:23.959	56.285	2:20.244	55.96	9.154	10:23:52.325
2 -	1:20.377	57.396	2:17.773	56.96	6.683	10:26:10.098
3 -	1:22.602	54.833	2:17.435 (3)	57.10	6.345	10:28:27.533
4 -	1:19.942	54.923	2:14.865 (2)	58.19	3.775	10:30:42.398
5 -	***1:16.648***	***54.442***	***2:11.090 (1)***	***59.86***		***10:32:53.488***

P24 444 RMT Brian HARRISON — Suzuki SV650 -

IDEAL LAP TIME : 2:14.178 BEST LAP TIME : 2:14.178 DIFFERENCE : 0.000

LAP	SECTOR 1	SECTOR 2	LAP TIME	MPH	DIFF	TIME OF DAY
1 -	1:25.109	59.073	2:24.182	54.43	10.004	10:24:10.132
2 -	1:20.645	57.544	2:18.189 (3)	56.79	4.011	10:26:28.321
3 -	1:19.791	55.848	2:15.639 (2)	57.85	1.461	10:28:43.960
4 -	***1:18.930***	***55.248***	***2:14.178 (1)***	***58.48***		***10:30:58.138***

P25 173 RMT Alex BUCHANAN — Suzuki SV650 - Novus Resourcing

IDEAL LAP TIME : 2:16.057 BEST LAP TIME : 2:16.057 DIFFERENCE : 0.000

LAP	SECTOR 1	SECTOR 2	LAP TIME	MPH	DIFF	TIME OF DAY
1 -	1:31.826	58.315	2:30.141	52.27	14.084	10:24:04.742
2 -	1:25.404	57.549	2:22.953 (3)	54.89	6.896	10:26:27.695
3 -	1:23.732	55.741	2:19.473 (2)	56.26	3.416	10:28:47.168
4 -	***1:20.969***	***55.088***	***2:16.057 (1)***	***57.68***		***10:31:03.225***

BMCRC - MRO Championships 2024 - Rnd 5 @ Cadwell Park

Rookie Minitwins & BMCRC Formula 400

QUALIFYING - SECTOR ANALYSIS

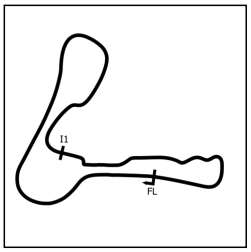

SECTOR 1 = FL to I1, SECTOR 2 = I1 to FL, DIFF = Difference To Personal Best Lap, P = Crossed Finish Line in Pit Lane, D = Time Disallowed

P26 **164** **RMT** **Adam FEARNLEY** Suzuki SV650 -

IDEAL LAP TIME : 2:16.077 BEST LAP TIME : 2:16.440 DIFFERENCE : 0.363

LAP	SECTOR 1	SECTOR 2	LAP TIME	MPH	DIFF	TIME OF DAY
1 -	1:24.301	57.833	2:22.134	55.21	5.694	10:24:11.188
2 -	1:22.163	***56.058***	2:18.221 **(2)**	56.77	1.781	10:26:29.409
3 -	1:22.303	56.918	2:19.221 **(3)**	56.37	2.781	10:28:48.630
4 -	***1:20.019***	56.421	***2:16.440*** **(1)**	***57.52***		***10:31:05.070***

P27 **251** **RMT** **Craig FERRIS** Suzuki SV650 - IMP Racing

IDEAL LAP TIME : 2:26.446 BEST LAP TIME : 2:28.342 DIFFERENCE : 1.896

LAP	SECTOR 1	SECTOR 2	LAP TIME	MPH	DIFF	TIME OF DAY
1 -	1:30.520	1:02.907	2:33.427 **(3)**	51.15	5.085	10:24:10.100
2 -	1:28.005	1:00.436	2:28.441 **(2)**	52.86	0.099	10:26:38.541
3 -	***1:27.545***	1:00.797	***2:28.342*** **(1)**	***52.90***		***10:29:06.883***
4 -	1:38.374	***58.901***	2:37.275	49.90	8.933	10:31:44.158

Weather / Track : Cloudy / Wet

Cadwell Park: 2.1800 miles
Date: 06/07/2024 Start: 10:20 Finish: 10:30

BMCRC - MRO Championships 2024 - Rnd 5 @ Cadwell Park

Rookie Minitwins & BMCRC Formula 400

QUALIFYING - BEST SECTORS

	SECTOR 1			SECTOR 2			IDEAL / BEST COMPARISON					
POS	NO	NAME	TIME	NO	NAME	TIME	POS	NO	NAME	IDEAL	BEST	DIFF
									PERFECT LAP	1:55.670		
1	941	WOOD	1:07.673	606	BRYANT	47.997	1	606	BRYANT	1:55.719	1:55.719	0.000
2	606	BRYANT	1:07.722	941	WOOD	48.427	2	941	WOOD	1:56.100	1:56.100	0.000
3	115	DONKERSLEY	1:07.927	115	DONKERSLEY	48.621	3	115	DONKERSLEY	1:56.548	1:56.625	0.077
4	67	HARVEY	1:09.160	81	SIMS	48.854	4	67	HARVEY	1:58.109	1:58.795	0.686
5	90	RAPA	1:09.427	67	HARVEY	48.949	5	81	SIMS	1:58.411	1:58.411	0.000
6	81	SIMS	1:09.557	30	LUFF	49.877	6	90	RAPA	1:59.352	1:59.352	0.000
7	110	HAIGH	1:09.857	110	HAIGH	49.918	7	110	HAIGH	1:59.775	1:59.775	0.000
8	30	LUFF	1:10.222	90	RAPA	49.925	8	30	LUFF	2:00.099	2:00.099	0.000
9	77	CRISP	1:11.108	77	CRISP	50.310	9	77	CRISP	2:01.418	2:02.844	1.426
10	161	LAYTON	1:11.185	166	KING	50.738	10	161	LAYTON	2:02.045	2:02.045	0.000
11	55	MANSON-CHUBB	1:11.242	161	LAYTON	50.860	11	55	MANSON-CHUBB	2:02.659	2:02.659	0.000
12	26	LEE	1:11.267	75	SVENSEN	51.010	12	12	WATT	2:03.047	2:03.276	0.229
13	12	WATT	1:11.814	12	WATT	51.233	13	75	SVENSEN	2:03.078	2:03.078	0.000
14	75	SVENSEN	1:12.068	237	WOOD	51.250	14	26	LEE	2:03.235	2:03.235	0.000
15	177	HOPKINS	1:12.086	55	MANSON-CHUBB	51.417	15	166	KING	2:03.525	2:03.525	0.000
16	14	DAVIES	1:12.328	177	HOPKINS	51.780	16	177	HOPKINS	2:03.866	2:03.967	0.101
17	17	BATE	1:12.356	122	EGGINTON	51.927	17	14	DAVIES	2:04.311	2:04.311	0.000
18	166	KING	1:12.787	26	LEE	51.968	18	237	WOOD	2:04.726	2:04.726	0.000
19	122	EGGINTON	1:13.400	14	DAVIES	51.983	19	17	BATE	2:05.087	2:06.674	1.587
20	237	WOOD	1:13.476	17	BATE	52.731	20	122	EGGINTON	2:05.327	2:05.327	0.000
21	62	PRIESTLEY	1:14.704	69	PERRY	53.944	21	62	PRIESTLEY	2:08.922	2:09.743	0.821
22	69	PERRY	1:15.683	62	PRIESTLEY	54.218	22	69	PERRY	2:09.627	2:09.627	0.000
23	21	WATSON	1:16.648	21	WATSON	54.442	23	21	WATSON	2:11.090	2:11.090	0.000
24	444	HARRISON	1:18.930	173	BUCHANAN	55.088	24	444	HARRISON	2:14.178	2:14.178	0.000
25	164	FEARNLEY	1:20.019	444	HARRISON	55.248	25	173	BUCHANAN	2:16.057	2:16.057	0.000
26	173	BUCHANAN	1:20.969	164	FEARNLEY	56.058	26	164	FEARNLEY	2:16.077	2:16.440	0.363
27	251	FERRIS	1:27.545	251	FERRIS	58.901	27	251	FERRIS	2:26.446	2:28.342	1.896
28												

Weather / Track : Cloudy / Wet

Cadwell Park: 2.1800 miles
Date: 06/07/2024 Start: 10:20 Finish: 10:30

Results can be found at www.tsl-timing.com

Printed - 10:33 Saturday, 06 July 2024

BMCRC - MRO Championships 2024 - Rnd 5 @ Cadwell Park

Rookie Minitwins & BMCRC Formula 400

QUALIFYING - STATISTICS

Competitors Started	28
Planned Start	2024-07-06 @ 10:05:00.000
Actual Start	2024-07-06 @ 10:20:49.006
Finish Time	2024-07-06 @ 10:30:43.945
Track Length	2.1800mi.
Total Laps	119
Total Distance Covered	259.4222mi.

Session Fastest Lap History

NO	CL	NAME	LAP TIME	TIME OF DAY	LAP	VEHICLE
90	F400_S	**Steve RAPA**	**2:07.367**	10:23:30.360	1	Honda RVF400
17	F400_S	**Freddie BATE**	**2:06.674**	10:23:30.537	1	Kawasaki ZXR400
115	F400_M	**Jake DONKERSLEY**	**2:06.487**	10:23:34.276	1	Kawasaki ZX4RR
90	F400_S	**Steve RAPA**	**2:02.535**	10:25:32.896	2	Honda RVF400
941	RMT	**Liam WOOD**	**2:01.621**	10:25:45.205	2	Suzuki SV650
90	F400_S	**Steve RAPA**	**2:00.566**	10:27:33.461	3	Honda RVF400
115	F400_M	**Jake DONKERSLEY**	**1:59.280**	10:27:38.883	3	Kawasaki ZX4RR
941	RMT	**Liam WOOD**	**1:58.523**	10:27:43.728	3	Suzuki SV650
115	F400_M	**Jake DONKERSLEY**	**1:56.625**	10:29:35.506	4	Kawasaki ZX4RR
941	RMT	**Liam WOOD**	**1:56.100**	10:31:37.135	5	Suzuki SV650
606	RMT	**Robert BRYANT**	**1:55.719**	10:31:54.851	5	Suzuki SV650

Flag History

TYPE	TIME OF DAY
GREEN	10:20:49.006
FINISH	10:30:43.945

Flag Statistics

TYPE	COUNT	TOTAL LAPS	TOTAL TIME
Green	1	5	12:13.165
Red	0	0	0.000
Safety Car	0	0	0.000
FCY	0	0	0.000

Weather / Track : Cloudy / Wet

Cadwell Park: 2.1800 miles
Date: 06/07/2024 Start: 10:20 Finish: 10:30

BMCRC - MRO Championships 2024 - Rnd 5 @ Cadwell Park

Rookie Minitwins & BMCRC Formula 400

QUALIFYING - STATISTICS

CLASS : F400_M

4 Starters

Fastest Lap History

NO	NAME	LAP TIME	TIME OF DAY	LAP	VEHICLE
67	**Simon HARVEY**	**2:07.060**	10:23:34.036	1	Kawasaki ZX4RR
115	**Jake DONKERSLEY**	**2:06.487**	10:23:34.276	1	Kawasaki ZX4RR
115	**Jake DONKERSLEY**	**2:05.326**	10:25:39.564	2	Kawasaki ZX4RR
115	**Jake DONKERSLEY**	**1:59.280**	10:27:38.883	3	Kawasaki ZX4RR
115	**Jake DONKERSLEY**	**1:56.625**	10:29:35.506	4	Kawasaki ZX4RR

Weather / Track : Cloudy / Wet

Cadwell Park: 2.1800 miles
Date: 06/07/2024 Start: 10:20 Finish: 10:30

BMCRC - MRO Championships 2024 - Rnd 5 @ Cadwell Park

Rookie Minitwins & BMCRC Formula 400

QUALIFYING - STATISTICS

CLASS : F400_R

1 Starters

Fastest Lap History

NO	NAME	LAP TIME	TIME OF DAY	LAP	VEHICLE
161	**Aleisha LAYTON**	**2:18.757**	10:24:05.427	1	Kawasaki NINJA 400
161	**Aleisha LAYTON**	**2:09.762**	10:26:15.188	2	Kawasaki NINJA 400
161	**Aleisha LAYTON**	**2:07.223**	10:28:22.411	3	Kawasaki NINJA 400
161	**Aleisha LAYTON**	**2:03.621**	10:30:26.032	4	Kawasaki NINJA 400
161	**Aleisha LAYTON**	**2:02.045**	10:32:28.076	5	Kawasaki NINJA 400

Weather / Track : Cloudy / Wet

Cadwell Park: 2.1800 miles
Date: 06/07/2024 Start: 10:20 Finish: 10:30

BMCRC - MRO Championships 2024 - Rnd 5 @ Cadwell Park

Rookie Minitwins & BMCRC Formula 400

QUALIFYING - STATISTICS

CLASS : F400_S

5 Starters

Fastest Lap History

NO	NAME	LAP TIME	TIME OF DAY	LAP	VEHICLE
90	**Steve RAPA**	**2:07.367**	10:23:30.360	1	Honda RVF400
17	**Freddie BATE**	**2:06.674**	10:23:30.537	1	Kawasaki ZXR400
90	**Steve RAPA**	**2:02.535**	10:25:32.896	2	Honda RVF400
90	**Steve RAPA**	**2:00.566**	10:27:33.461	3	Honda RVF400
90	**Steve RAPA**	**1:59.352**	10:29:32.814	4	Honda RVF400

Weather / Track : Cloudy / Wet

Cadwell Park: 2.1800 miles
Date: 06/07/2024 Start: 10:20 Finish: 10:30

BMCRC - MRO Championships 2024 - Rnd 5 @ Cadwell Park

Rookie Minitwins & BMCRC Formula 400

QUALIFYING - STATISTICS

CLASS : F400_S/R

2 Starters

Fastest Lap History

NO	NAME	LAP TIME	TIME OF DAY	LAP	VEHICLE
81	**Ollie SIMS**	**2:08.518**	10:23:32.174	1	Kawasaki NINJA 400
81	**Ollie SIMS**	**2:02.927**	10:25:35.101	2	Kawasaki NINJA 400
81	**Ollie SIMS**	**2:00.909**	10:27:36.010	3	Kawasaki NINJA 400
81	**Ollie SIMS**	**1:59.388**	10:29:35.398	4	Kawasaki NINJA 400
81	**Ollie SIMS**	**1:58.411**	10:31:33.808	5	Kawasaki NINJA 400

Weather / Track : Cloudy / Wet

Cadwell Park: 2.1800 miles
Date: 06/07/2024 Start: 10:20 Finish: 10:30

BMCRC - MRO Championships 2024 - Rnd 5 @ Cadwell Park

Rookie Minitwins & BMCRC Formula 400

QUALIFYING - STATISTICS

CLASS : RMT

16 Starters

Fastest Lap History

NO	NAME	LAP TIME	TIME OF DAY	LAP	VEHICLE
30	**David LUFF**	**2:11.221**	10:23:32.461	1	Suzuki SV 650
941	**Liam WOOD**	**2:10.827**	10:23:43.584	1	Suzuki SV650
606	**Robert BRYANT**	**2:09.505**	10:23:57.873	1	Suzuki SV650
30	**David LUFF**	**2:07.274**	10:25:39.733	2	Suzuki SV 650
941	**Liam WOOD**	**2:01.621**	10:25:45.205	2	Suzuki SV650
941	**Liam WOOD**	**1:58.523**	10:27:43.728	3	Suzuki SV650
941	**Liam WOOD**	**1:57.307**	10:29:41.035	4	Suzuki SV650
941	**Liam WOOD**	**1:56.100**	10:31:37.135	5	Suzuki SV650
606	**Robert BRYANT**	**1:55.719**	10:31:54.851	5	Suzuki SV650

Weather / Track : Cloudy / Wet

Cadwell Park: 2.1800 miles
Date: 06/07/2024 Start: 10:20 Finish: 10:30

BMCRC - MRO Championships 2024 - Rnd 5 @ Cadwell Park

Rookie Minitwins & BMCRC Formula 400

RACE 6 - GRID (12 Laps)

BMCRC FORMULA 400

BMCRC ROOKIE MINITWINS

ROW 12			34	5	William BARRETT	35	134	Toby SKAYMAN	1		
ROW 11	31	173	Alex BUCHANAN 2:16.057	32	164	Adam FEARNLEY 2:16.440	33	251	Craig FERRIS 2:28.342		
ROW 10				28	122	James EGGINTON 2:05.327	29	62	Max PRIESTLEY 2:09.743	30	444	Brian HARRISON 2:14.178
ROW 9	25	177	Michael HOPKINS 2:03.967	26	14	George DAVIES 2:04.311	27	237	Tim WOOD 2:04.726		
ROW 8				22	77	Joshua CRISP 2:02.844	23	75	Tom SVENSEN 2:03.078	24	166	Ben KING 2:03.525
ROW 7	19	606	Robert BRYANT 1:55.719	20	941	Liam WOOD 1:56.100	21	30	David LUFF 2:00.099		
ROW 6				16			17			18		
ROW 5	13	631	Angela CRAGG	14			15				
ROW 4				10	17	Freddie BATE 2:06.674	11	69	Kobe PERRY 2:09.627	12	21	Alan WATSON 2:11.090
ROW 3	7	55	Magnus MANSON-CHUBB 2:02.659	8	26	Damian LEE 2:03.235	9	12	Kade WATT 2:03.276		
ROW 2				4	90	Steve RAPA 1:59.352	5	110	Mark HAIGH 1:59.775	6	161	Aleisha LAYTON 2:02.045
ROW 1	1	115	Jake DONKERSLEY 1:56.625	2	81	Ollie SIMS 1:58.411	3	67	Simon HARVEY 1:58.795		

Pole

These results are provisional until the conclusion of any judicial and technical matters.

Cadwell Park: 2.1800 miles

Clerk Of Course:	Stewards:	Timekeeper: Craig Smith	

Results can be found at www.tsl-timing.com

Printed - 10:35 Saturday, 06 July 2024

TSL SPORTS TIMING TIMING SOLUTIONS LTD

BMCRC - MRO Championships 2024 - Rnd 5 @ Cadwell Park

Rookie Minitwins & BMCRC Formula 400

RACE 6 - CLASSIFICATION

Race Distance: 12 Laps / 26.16 miles

POS	NO	CL	PIC	NAME	ENTRY	LAPS	TIME	GAP	DIFF	MPH	BEST	ON	GRD	↑↓
1	115	F400_M	1	Jake DONKERSLEY	Kawasaki ZX4RR -	12	21:25.940			73.23	1:44.533	9	1	0
2	110	F400_S	1	Mark HAIGH	Aprilia RS250 - Chesterfield CarClinic/The Tuning Works	12	21:26.000	0.060	0.060	73.23	1:45.062	12	5	3
3	17	F400_S	2	Freddie BATE	Kawasaki ZXR400 - Hartjay	12	21:44.332	18.392	18.332	72.20	1:46.396	11	10	7
4	90	F400_S	3	Steve RAPA	Honda RVF400 - My Own Fair Hands	12	21:45.430	19.490	1.098	72.14	1:47.193	2	4	0
5	12	F400_S	4	Kade WATT	Kawasaki NINJA 400 - 3D Racing	12	21:47.421	21.481	1.991	72.03	1:46.869	11	9	4
6	81	F400_S/R	1	Ollie SIMS	Kawasaki NINJA 400 - Motorbodies Weston ltd	12	21:47.602	21.662	0.181	72.02	1:45.983	11	2	-4
7	26	F400_S	5	Damian LEE	Yamaha TZR250 - Leed Autos	12	21:53.418	27.478	5.816	71.70	1:46.873	10	8	1
8	21	F400_M	2	Alan WATSON	Kawasaki ZXR 400 - Watson Racing	12	22:00.753	34.813	7.335	71.30	1:47.617	9	12	4
9	606	RMT	1	Robert BRYANT	Suzuki SV650 - R.B Plumbing & Heating	12	22:16.384	50.444	15.631	70.47	1:46.231	11	14	5
10	237	RMT	2	Tim WOOD	Suzuki SV650S - Hel Performance	12	22:16.927	50.987	0.543	70.44	1:45.469	11	22	12
11	14	RMT	3	George DAVIES	Suzuki SV650 - Little T's Childcare , JClay Fitness	12	22:21.692	55.752	4.765	70.19	1:46.282	11	21	10
12	122	RMT	4	James EGGINTON	Suzuki SV650 - Advance Computer Services - www.ACS.co	12	22:25.911	59.971	4.219	69.97	1:47.666	11	23	11
13	77	RMT	5	Joshua CRISP	Suzuki SV650 - JMC GUITARWORKS	12	22:35.002	1:09.062	9.091	69.50	1:48.196	9	17	4
14	69	F400_M	3	Kobe PERRY	-	12	22:36.720	1:10.780	1.718	69.41	1:50.446	11	11	-3
15	5	RMT	6	William BARRETT	Suzuki SV650 -	12	23:01.096	1:35.156	24.376	68.18	1:49.430	11	29	14
16	166	RMT	7	Ben KING	Suzuki SV650 -	12	23:02.965	1:37.025	1.869	68.09	1:49.204	11	19	3
17	75	RMT	8	Tom SVENSEN	Suzuki SV650 - Team TSR - HCL Car sales	12	23:05.430	1:39.490	2.465	67.97	1:49.699	12	18	1
18	30	RMT	9	David LUFF	Suzuki SV 650 - ATP & Sarah O'Neill	12	23:06.096	1:40.156	0.666	67.94	1:50.271	3	16	-2
19	62	RMT	10	Max PRIESTLEY	Suzuki SV650 - Mum and Dad	11	21:39.719	1 Lap	1 Lap	66.42	1:50.976	11	24	5
20	444	RMT	11	Brian HARRISON	Suzuki SV650 -	11	21:45.916	1 Lap	6.197	66.10	1:53.255	3	25	5
21	173	RMT	12	Alex BUCHANAN	Suzuki SV650 - Novus Resourcing	11	22:24.078	1 Lap	38.162	64.22	1:57.319	7	26	5

NOT CLASSIFIED

DNF	177	RMT		Michael HOPKINS	Suzuki SV650 SK1 - Myself	9	17:00.274	3 Laps	2 Laps	69.22	1:48.375	7	20
DNF	161	F400_R		Aleisha LAYTON	Kawasaki NINJA 400 -	7	13:27.407	5 Laps	2 Laps	68.04	1:53.059	3	6
DNF	251	RMT		Craig FERRIS	Suzuki SV650 - IMP Racing	6	13:41.669	6 Laps	1 Lap	57.30	2:09.071	5	28
DNF	55	F400_S/R		Magnus MANSON-CHUBB	Kawasaki ZXR400L -	5	9:52.518	7 Laps	1 Lap	66.22	1:56.610	4	7
DNF	941	RMT		Liam WOOD	Suzuki SV650 - GGL RACING	4	7:46.928	8 Laps	1 Lap	67.23	1:46.856	4	15
DNF	67	F400_M		Simon HARVEY	Kawasaki ZX4RR - Retirement Fund Racing	0							3

FASTEST LAP

115	F400_M	Jake DONKERSLEY	Kawasaki ZX4RR -	9	1:44.533	75.07 mph	120.82 kph
110	F400_S	Mark HAIGH	Aprilia RS250 - Chesterfield CarClinic/The Tuning Works	12	1:45.062	74.69 mph	120.21 kph
237	RMT	Tim WOOD	Suzuki SV650S - Hel Performance	11	1:45.469	74.41 mph	119.75 kph
81	F400_S/R	Ollie SIMS	Kawasaki NINJA 400 - Motorbodies Weston ltd	11	1:45.983	74.05 mph	119.17 kph
161	F400_R	Aleisha LAYTON	Kawasaki NINJA 400 -	3	1:53.059	69.41 mph	111.71 kph

Comments:
Class F400_M - 92.5% of Race Speed = 67.73 mph
Class F400_S - 92.5% of Race Speed = 67.73 mph
Class F400_S/R - 92.5% of Race Speed = 66.61 mph
Class RMT - 92.5% of Race Speed = 65.18 mph

Weather / Track : Cloudy / Dry
These results are provisional until the conclusion of any judicial and technical matters.

Date: 06/07/2024 Start: 15:32 Finish: 15:53
Cadwell Park: 2.1800 miles

Clerk Of Course:	Stewards:	Timekeeper: Craig Smith	

Results can be found at www.tsl-timing.com

Printed - 15:56 Saturday, 06 July 2024

BMCRC - MRO Championships 2024 - Rnd 5 @ Cadwell Park

Rookie Minitwins & BMCRC Formula 400

RACE 6 - LAP CHART

LAP 1 @ 15:34:18.533

NO	BEHIND	LAP TIME
115		1:56.425
90	0.490	1:56.915
81	1.371	1:57.796
110	1.669	1:58.094
12	1.837	1:58.262
17	2.110	1:58.535
21	3.694	2:00.119
69	3.774	2:00.199
26	4.217	2:00.642
161	6.157	2:02.582
55	6.315	2:02.740
941	28.929	2:25.354
606	30.868	2:27.293
177	31.519	2:27.944
122	31.917	2:28.342
237	32.634	2:29.059
77	34.095	2:30.520
75	34.685	2:31.110
30	35.078	2:31.503
14	35.429	2:31.854
166	36.928	2:33.353
444	39.813	2:36.238
5	40.589	2:37.014
173	41.118	2:37.543
62	41.662	2:38.087
251	51.523	2:47.948

LAP 2 @ 15:36:06.216

NO	BEHIND	LAP TIME
90		1:47.193
115	0.292	1:47.975
110	2.086	1:48.100
81	2.925	1:49.237
12	3.165	1:49.011
17	4.501	1:50.074
21	5.642	1:49.631
26	6.546	1:50.012
69	9.632	1:53.541
161	11.755	1:53.281
55	16.241	1:57.609
941	28.818	1:47.572
606	34.010	1:50.825
177	34.204	1:50.368
122	34.532	1:50.298
237	35.449	1:50.498
77	37.519	1:51.107
14	37.679	1:49.933
30	38.248	1:50.853
75	40.461	1:53.459
166	41.578	1:52.333
5	45.656	1:52.750
444	46.297	1:54.167
173	51.170	1:57.735
62	51.404	1:57.425
251	1:15.243	2:11.403

LAP 3 @ 15:37:53.185

NO	BEHIND	LAP TIME
115		1:46.677
90	0.619	1:47.588
110	1.470	1:46.353
12	5.006	1:48.810
17	5.440	1:47.908
81	6.597	1:50.641
21	7.597	1:48.924
26	8.361	1:48.784
69	16.558	1:53.895
161	17.845	1:53.059
55	26.719	1:57.447
941	28.995	1:47.146
122	36.335	1:48.772
606	36.790	1:49.749
177	36.911	1:49.676
237	37.567	1:49.087
14	39.588	1:48.878
30	41.550	1:50.271
77	42.397	1:51.847
75	46.852	1:53.360
166	47.307	1:52.698
5	48.436	1:49.749
444	52.583	1:53.255
62	1:00.076	1:55.641
173	1:03.296	1:59.095
251	1:39.230	2:10.956

LAP 4 @ 15:39:39.721

NO	BEHIND	LAP TIME
115		1:46.536
110	1.239	1:46.305
90	1.937	1:47.854
12	6.908	1:48.438
17	7.001	1:48.097
81	9.155	1:49.094
26	10.688	1:48.863
21	11.599	1:50.538
69	22.052	1:52.030
161	24.750	1:53.441
941	29.315	1:46.856
55	36.793	1:56.610
122	39.074	1:49.275
606	39.356	1:49.102
237	39.693	1:48.662
177	39.798	1:49.423
14	41.474	1:48.422
30	47.310	1:52.296
77	47.829	1:51.968
5	51.674	1:49.774
166	53.250	1:52.479
75	54.237	1:53.921
444	1:00.163	1:54.116
62	1:08.606	1:55.066
173	1:14.131	1:57.371

LAP 5 @ 15:41:26.096

NO	BEHIND	LAP TIME
115		1:46.375
110	1.169	1:46.305
90	3.673	1:48.111
17	8.507	1:47.881
12	9.910	1:49.377
81	12.375	1:49.595
26	14.513	1:50.200
21	16.172	1:50.948
251	1 Lap	2:10.513
69	28.832	1:53.155
161	32.749	1:54.374
122	40.797	1:48.098
237	41.297	1:47.979
177	41.816	1:48.393
606	41.909	1:48.928
14	43.108	1:48.009
55	48.530	1:58.112
77	50.919	1:49.465
30	53.619	1:52.684
166	59.245	1:52.370
5	59.581	1:54.282
75	1:00.503	1:52.641
444	1:08.610	1:54.822
62	1:18.062	1:55.831
173	1:27.593	1:59.837

LAP 6 @ 15:43:12.408

NO	BEHIND	LAP TIME
115		1:46.312
110	0.699	1:45.842
90	5.164	1:47.803
17	9.372	1:47.177
12	12.508	1:48.910
81	16.112	1:50.049
26	16.203	1:48.002
21	19.546	1:49.686
69	36.247	1:53.727
251	1 Lap	2:09.071
122	42.283	1:47.798
161	42.323	1:55.886
237	42.575	1:47.590
606	43.569	1:47.972
177	44.069	1:48.565
14	44.224	1:47.428
77	53.026	1:48.419
30	1:00.132	1:52.825
5	1:06.235	1:52.966
166	1:06.492	1:53.559
75	1:07.243	1:53.052
444	1:17.803	1:55.505
62	1:25.417	1:53.667
173	1:41.459	2:00.178

LAP 7 @ 15:44:59.154

NO	BEHIND	LAP TIME
110		1:46.047
115	0.497	1:47.243
90	5.939	1:47.521
17	9.957	1:47.331
12	14.336	1:48.574
26	16.709	1:47.252
81	17.250	1:47.884
21	21.613	1:48.813
69	41.965	1:52.464
237	43.858	1:48.029
606	44.695	1:47.872
122	45.138	1:49.601
177	45.698	1:48.375
14	46.385	1:48.907
161	50.361	1:54.784
77	55.542	1:49.262
251	1 Lap	2:11.778
30	1:06.367	1:52.981
5	1:11.081	1:51.592
166	1:11.316	1:51.570
75	1:12.479	1:51.982
444	1:25.804	1:54.747
62	1:31.574	1:52.903

LAP 8 @ 15:46:44.757

NO	BEHIND	LAP TIME
110		1:45.603
115	0.647	1:45.753
173	1 Lap	1:57.319
90	8.139	1:47.803
17	11.624	1:47.270
12	16.642	1:47.909
26	18.432	1:47.326
81	19.048	1:47.401
21	24.836	1:48.826
606	46.600	1:47.508
237	47.677	1:49.422
69	47.785	1:51.423
122	48.111	1:48.576
177	48.705	1:48.610
14	48.839	1:48.057
77	58.417	1:48.478
30	1:13.902	1:53.138
166	1:16.932	1:51.219
5	1:17.706	1:52.228
75	1:18.596	1:51.720
444	1:36.079	1:55.878
62	1:38.909	1:52.938

LAP 9 @ 15:48:29.937

NO	BEHIND	LAP TIME
115		1:44.533
110	0.161	1:45.341
90	11.481	1:48.522
17	15.083	1:48.639
12	18.529	1:47.067
173	1 Lap	1:58.487
81	19.911	1:46.043
26	22.214	1:48.962
21	27.273	1:47.617
606	48.679	1:47.259
237	49.883	1:47.386
14	50.161	1:46.502
122	51.959	1:49.028
177	52.445	1:48.920
69	53.952	1:51.347
77	1:01.433	1:48.196
30	1:21.673	1:52.951
5	1:22.358	1:49.832
166	1:22.738	1:50.986
75	1:23.964	1:50.548
444	1:45.855	1:54.956
62	1:45.949	1:52.220

LAP 10 @ 15:50:16.645

NO	BEHIND	LAP TIME
110		1:46.547
115	0.055	1:46.763
90	12.338	1:47.565
17	15.066	1:46.691
12	19.102	1:47.281
81	20.851	1:47.648
26	22.379	1:46.873
21	30.094	1:49.529
173	1 Lap	1:59.290
606	48.551	1:46.580
237	50.366	1:47.191
14	51.362	1:47.909
122	53.536	1:48.285
69	1:00.828	1:53.584
77	1:02.970	1:48.245
5	1:26.444	1:50.794
30	1:28.611	1:53.646
166	1:29.007	1:52.977
75	1:29.189	1:51.933

LAP 11 @ 15:52:03.046

NO	BEHIND	LAP TIME
110		1:46.401
115	0.260	1:46.606
444	1 Lap	1:54.948
62	1 Lap	1:54.965
90	13.153	1:47.216
17	15.061	1:46.396
12	19.570	1:46.869
81	20.433	1:45.983
26	23.452	1:47.474
21	31.925	1:48.232
173	1 Lap	1:58.300
606	48.381	1:46.231
237	49.434	1:45.469
14	51.243	1:46.282
122	54.801	1:47.666
69	1:04.873	1:50.446
77	1:05.029	1:48.460
5	1:29.473	1:49.430
166	1:31.810	1:49.204
30	1:34.685	1:52.475
75	1:34.793	1:52.005

LAP 12 @ 15:53:48.048

NO	BEHIND	LAP TIME
115		1:44.742
110	0.060	1:45.062
62	1 Lap	1:50.976
17	18.392	1:48.333
90	19.490	1:51.339
444	1 Lap	1:57.284
12	21.481	1:46.913
81	21.662	1:46.231
26	27.478	1:49.028
21	34.813	1:47.890
606	50.444	1:47.065
237	50.987	1:46.555
14	55.752	1:49.511
173	1 Lap	1:58.923
122	59.971	1:50.172
77	1:09.062	1:49.035
69	1:10.780	1:50.909
5	1:35.156	1:50.685
166	1:37.025	1:50.217
75	1:39.490	1:49.699
30	1:40.156	1:50.473

Weather / Track : Cloudy / Dry

Cadwell Park: 2.1800 miles
Date: 06/07/2024 Start: 15:32 Finish: 15:53

Results can be found at www.tsl-timing.com

Printed - 15:56 Saturday, 06 July 2024

BMCRC - MRO Championships 2024 - Rnd 5 @ Cadwell Park

Rookie Minitwins & BMCRC Formula 400

RACE 6 - POSITION CHART

No	Name	Lap / Pos	1	2	3	4	5	6	7	8	9	10	11	12
115	DONKERSLEY	1	115	90	115	115	115	115	110	110	115	110	110	115
81	SIMS	2	90	115	90	110	110	110	115	115	110	115	115	110
67	HARVEY	3	81	110	110	90	90	90	90	90	90	90	90	17
90	RAPA	4	110	81	12	12	17	17	17	17	17	17	17	90
110	HAIGH	5	12	12	17	17	12	12	12	12	12	12	12	12
161	LAYTON	6	17	17	81	81	81	81	26	26	81	81	81	81
55	MANSON-CHUBB	7	21	21	21	26	26	26	81	81	26	26	26	26
26	LEE	8	69	26	26	21	21	21	21	21	21	21	21	21
12	WATT	9	26	69	69	69	69	69	69	606	606	606	606	606
17	BATE	10	161	161	161	161	161	122	237	237	237	237	237	237
69	PERRY	11	55	55	55	941	122	161	606	69	14	14	14	14
21	WATSON	12	941	941	941	55	237	237	122	122	122	122	122	122
606	BRYANT	13	606	606	122	122	177	606	177	177	177	69	69	77
941	WOOD	14	177	177	606	606	606	177	14	14	69	77	77	69
30	LUFF	15	122	122	177	237	14	14	161	77	77	5	5	5
77	CRISP	16	237	237	237	177	55	77	77	30	30	30	166	166
75	SVENSEN	17	77	77	14	14	77	30	30	166	5	166	30	75
166	KING	18	75	14	30	30	30	5	5	5	166	75	75	30
177	HOPKINS	19	30	30	77	77	166	166	166	75	75	444	62	
14	DAVIES	20	14	75	75	5	5	75	75	444	444	62	444	
237	WOOD	21	166	166	166	166	75	444	444	62	62	173	173	
122	EGGINTON	22	444	5	5	75	444	62	62	173	173			
62	PRIESTLEY	23	5	444	444	444	62	173	173					
444	HARRISON	24	173	173	62	62	173	251						
173	BUCHANAN	25	62	62	173	173	251							
251	FERRIS	26	251	251	251	251								
5	BARRETT	27												

Weather / Track : Cloudy / Dry

Cadwell Park: 2.1800 miles
Date: 06/07/2024 Start: 15:32 Finish: 15:53

Results can be found at www.tsl-timing.com

Printed - 15:56 Saturday, 06 July 2024

BMCRC - MRO Championships 2024 - Rnd 5 @ Cadwell Park

Rookie Minitwins & BMCRC Formula 400

RACE 6 - SECTOR ANALYSIS

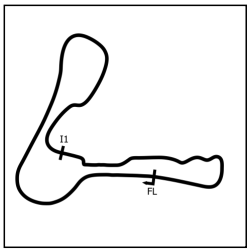

SECTOR 1 = FL to I1, SECTOR 2 = I1 to FL, DIFF = Difference To Personal Best Lap, P = Crossed Finish Line in Pit Lane, D = Time Disallowed

P1 115 F400_M Jake DONKERSLEY Kawasaki ZX4RR -

IDEAL LAP TIME : 1:44.406 BEST LAP TIME : 1:44.533 DIFFERENCE : 0.127

LAP	SECTOR 1	SECTOR 2	LAP TIME	MPH	DIFF	TIME OF DAY
1 -		46.028	1:56.425	67.40	11.892	15:34:18.533
2 -	1:03.039	44.936	1:47.975	72.68	3.442	15:36:06.508
3 -	1:02.161	44.516	1:46.677	73.56	2.144	15:37:53.185
4 -	1:02.202	44.334	1:46.536	73.66	2.003	15:39:39.721
5 -	1:02.017	44.358	1:46.375	73.77	1.842	15:41:26.096
6 -	1:01.905	44.407	1:46.312	73.82	1.779	15:43:12.408
7 -	1:03.057	44.186	1:47.243	73.18	2.710	15:44:59.651
8 -	1:01.856	43.897	1:45.753 **(3)**	74.21	1.220	15:46:45.404
9 -	***1:00.703***	43.830	***1:44.533*** **(1)**	***75.07***		***15:48:29.937***
10 -	1:01.689	45.074	1:46.763	73.50	2.230	15:50:16.700
11 -	1:02.903	***43.703***	1:46.606	73.61	2.073	15:52:03.306
12 -	1:00.831	43.911	1:44.742 **(2)**	74.92	0.209	15:53:48.048

P2 110 F400_S Mark HAIGH Aprilia RS250 - Chesterfield CarClinic/The Tuning Works

IDEAL LAP TIME : 1:45.024 BEST LAP TIME : 1:45.062 DIFFERENCE : 0.038

LAP	SECTOR 1	SECTOR 2	LAP TIME	MPH	DIFF	TIME OF DAY
1 -		48.605	1:58.094	66.45	13.032	15:34:20.202
2 -	1:02.773	45.327	1:48.100	72.60	3.038	15:36:08.302
3 -	1:01.347	45.006	1:46.353	73.79	1.291	15:37:54.655
4 -	1:01.724	44.581	1:46.305	73.82	1.243	15:39:40.960
5 -	1:01.461	44.844	1:46.305	73.82	1.243	15:41:27.265
6 -	1:01.047	44.795	1:45.842	74.14	0.780	15:43:13.107
7 -	1:01.292	44.755	1:46.047	74.00	0.985	15:44:59.154
8 -	1:01.518	***44.085***	1:45.603 **(3)**	74.31	0.541	15:46:44.757
9 -	1:01.134	44.207	1:45.341 **(2)**	74.50	0.279	15:48:30.098
10 -	1:01.212	45.335	1:46.547	73.65	1.485	15:50:16.645
11 -	1:01.831	44.570	1:46.401	73.75	1.339	15:52:03.046
12 -	***1:00.939***	44.123	***1:45.062*** **(1)**	***74.69***		***15:53:48.108***

P3 17 F400_S Freddie BATE Kawasaki ZXR400 - Hartjay

IDEAL LAP TIME : 1:46.246 BEST LAP TIME : 1:46.396 DIFFERENCE : 0.150

LAP	SECTOR 1	SECTOR 2	LAP TIME	MPH	DIFF	TIME OF DAY
1 -		46.557	1:58.535	66.20	12.139	15:34:20.643
2 -	1:04.344	45.730	1:50.074	71.29	3.678	15:36:10.717
3 -	1:02.958	44.950	1:47.908	72.72	1.512	15:37:58.625
4 -	1:03.360	44.737	1:48.097	72.60	1.701	15:39:46.722
5 -	1:03.046	44.835	1:47.881	72.74	1.485	15:41:34.603
6 -	1:02.187	44.990	1:47.177 **(3)**	73.22	0.781	15:43:21.780
7 -	1:02.596	44.735	1:47.331	73.12	0.935	15:45:09.111
8 -	1:02.430	44.840	1:47.270	73.16	0.874	15:46:56.381
9 -	1:03.982	44.657	1:48.639	72.23	2.243	15:48:45.020
10 -	1:02.273	***44.418***	1:46.691 **(2)**	73.55	0.295	15:50:31.711
11 -	***1:01.828***	44.568	***1:46.396*** **(1)**	***73.76***		***15:52:18.107***
12 -	1:02.435	45.898	1:48.333	72.44	1.937	15:54:06.440

Weather / Track : Cloudy / Dry

Cadwell Park: 2.1800 miles
Date: 06/07/2024 Start: 15:32 Finish: 15:53

BMCRC - MRO Championships 2024 - Rnd 5 @ Cadwell Park

Rookie Minitwins & BMCRC Formula 400

RACE 6 - SECTOR ANALYSIS

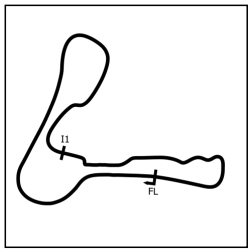

SECTOR 1 = FL to I1, SECTOR 2 = I1 to FL, DIFF = Difference To Personal Best Lap, P = Crossed Finish Line in Pit Lane, D = Time Disallowed

P4 90 F400_S Steve RAPA — Honda RVF400 - My Own Fair Hands

IDEAL LAP TIME : 1:46.050 BEST LAP TIME : 1:47.193 DIFFERENCE : 1.143

LAP	SECTOR 1	SECTOR 2	LAP TIME	MPH	DIFF	TIME OF DAY
1 -		46.294	1:56.915	67.12	9.722	15:34:19.023
2 -	1:02.290	44.903	***1:47.193*** **(1)**	***73.21***		***15:36:06.216***
3 -	1:02.837	44.751	1:47.588	72.94	0.395	15:37:53.804
4 -	1:02.846	45.008	1:47.854	72.76	0.661	15:39:41.658
5 -	1:02.389	45.722	1:48.111	72.59	0.918	15:41:29.769
6 -	1:02.509	45.294	1:47.803	72.80	0.610	15:43:17.572
7 -	1:02.204	45.317	1:47.521 **(3)**	72.99	0.328	15:45:05.093
8 -	1:02.457	45.346	1:47.803	72.80	0.610	15:46:52.896
9 -	1:02.824	45.698	1:48.522	72.31	1.329	15:48:41.418
10 -	1:02.821	***44.744***	1:47.565	72.96	0.372	15:50:28.983
11 -	1:02.338	44.878	1:47.216 **(2)**	73.19	0.023	15:52:16.199
12 -	***1:01.306***	50.033	1:51.339	70.48	4.146	15:54:07.538

P5 12 F400_S Kade WATT — Kawasaki NINJA 400 - 3D Racing

IDEAL LAP TIME : 1:46.151 BEST LAP TIME : 1:46.869 DIFFERENCE : 0.718

LAP	SECTOR 1	SECTOR 2	LAP TIME	MPH	DIFF	TIME OF DAY
1 -		47.006	1:58.262	66.36	11.393	15:34:20.370
2 -	1:03.895	45.116	1:49.011	71.99	2.142	15:36:09.381
3 -	1:03.759	45.051	1:48.810	72.12	1.941	15:37:58.191
4 -	1:03.549	44.889	1:48.438	72.37	1.569	15:39:46.629
5 -	1:03.481	45.896	1:49.377	71.75	2.508	15:41:36.006
6 -	1:03.492	45.418	1:48.910	72.06	2.041	15:43:24.916
7 -	1:03.708	44.866	1:48.574	72.28	1.705	15:45:13.490
8 -	1:03.420	44.489	1:47.909	72.72	1.040	15:47:01.399
9 -	***1:02.528***	44.539	1:47.067 **(3)**	73.30	0.198	15:48:48.466
10 -	1:02.998	44.283	1:47.281	73.15	0.412	15:50:35.747
11 -	1:02.809	44.060	***1:46.869*** **(1)**	***73.43***		***15:52:22.616***
12 -	1:03.290	***43.623***	1:46.913 **(2)**	73.40	0.044	15:54:09.529

P6 81 F400_S/F Ollie SIMS — Kawasaki NINJA 400 - Motorbodies Weston ltd

IDEAL LAP TIME : 1:45.080 BEST LAP TIME : 1:45.983 DIFFERENCE : 0.903

LAP	SECTOR 1	SECTOR 2	LAP TIME	MPH	DIFF	TIME OF DAY
1 -		46.967	1:57.796	66.62	11.813	15:34:19.904
2 -	1:03.228	46.009	1:49.237	71.84	3.254	15:36:09.141
3 -	1:04.736	45.905	1:50.641	70.93	4.658	15:37:59.782
4 -	1:03.615	45.479	1:49.094	71.93	3.111	15:39:48.876
5 -	1:03.748	45.847	1:49.595	71.60	3.612	15:41:38.471
6 -	1:04.184	45.865	1:50.049	71.31	4.066	15:43:28.520
7 -	1:02.814	45.070	1:47.884	72.74	1.901	15:45:16.404
8 -	1:02.220	45.181	1:47.401	73.07	1.418	15:47:03.805
9 -	***1:01.373***	44.670	1:46.043 **(2)**	74.00	0.060	15:48:49.848
10 -	1:03.401	44.247	1:47.648	72.90	1.665	15:50:37.496
11 -	1:02.017	43.966	***1:45.983*** **(1)**	***74.05***		***15:52:23.479***
12 -	1:02.524	***43.707***	1:46.231 **(3)**	73.87	0.248	15:54:09.710

Weather / Track : Cloudy / Dry

Cadwell Park: 2.1800 miles
Date: 06/07/2024 Start: 15:32 Finish: 15:53

BMCRC - MRO Championships 2024 - Rnd 5 @ Cadwell Park

Rookie Minitwins & BMCRC Formula 400

RACE 6 - SECTOR ANALYSIS

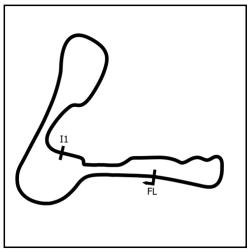

SECTOR 1 = FL to I1, SECTOR 2 = I1 to FL, DIFF = Difference To Personal Best Lap, P = Crossed Finish Line in Pit Lane, D = Time Disallowed

P7 26 F400_S Damian LEE — Yamaha TZR250 - Leed Autos

IDEAL LAP TIME : 1:46.500 BEST LAP TIME : 1:46.873 DIFFERENCE : 0.373

LAP	SECTOR 1	SECTOR 2	LAP TIME	MPH	DIFF	TIME OF DAY
1 -		47.762	2:00.642	65.05	13.769	15:34:22.750
2 -	1:03.774	46.238	1:50.012	71.33	3.139	15:36:12.762
3 -	1:03.083	45.701	1:48.784	72.14	1.911	15:38:01.546
4 -	1:03.276	45.587	1:48.863	72.09	1.990	15:39:50.409
5 -	1:02.948	47.252	1:50.200	71.21	3.327	15:41:40.609
6 -	1:02.443	45.559	1:48.002	72.66	1.129	15:43:28.611
7 -	1:02.287	44.965	1:47.252 **(2)**	73.17	0.379	15:45:15.863
8 -	1:02.485	44.841	1:47.326 **(3)**	73.12	0.453	15:47:03.189
9 -	***1:01.940***	47.022	1:48.962	72.02	2.089	15:48:52.151
10 -	1:02.313	***44.560***	***1:46.873*** **(1)**	***73.43***		***15:50:39.024***
11 -	1:02.145	45.329	1:47.474	73.02	0.601	15:52:26.498
12 -	1:02.170	46.858	1:49.028	71.98	2.155	15:54:15.526

P8 21 F400_M Alan WATSON — Kawasaki ZXR 400 - Watson Racing

IDEAL LAP TIME : 1:47.617 BEST LAP TIME : 1:47.617 DIFFERENCE : 0.000

LAP	SECTOR 1	SECTOR 2	LAP TIME	MPH	DIFF	TIME OF DAY
1 -		47.349	2:00.119	65.33	12.502	15:34:22.227
2 -	1:03.875	45.756	1:49.631	71.58	2.014	15:36:11.858
3 -	1:03.219	45.705	1:48.924	72.05	1.307	15:38:00.782
4 -	1:03.807	46.731	1:50.538	70.99	2.921	15:39:51.320
5 -	1:03.147	47.801	1:50.948	70.73	3.331	15:41:42.268
6 -	1:03.791	45.895	1:49.686	71.55	2.069	15:43:31.954
7 -	1:03.170	45.643	1:48.813	72.12	1.196	15:45:20.767
8 -	1:03.089	45.737	1:48.826	72.11	1.209	15:47:09.593
9 -	***1:02.508***	***45.109***	***1:47.617*** **(1)**	***72.92***		***15:48:57.210***
10 -	1:03.039	46.490	1:49.529	71.65	1.912	15:50:46.739
11 -	1:02.679	45.553	1:48.232 **(3)**	72.51	0.615	15:52:34.971
12 -	1:02.763	45.127	1:47.890 **(2)**	72.74	0.273	15:54:22.861

P9 606 RMT Robert BRYANT — Suzuki SV650 - R.B Plumbing & Heating

IDEAL LAP TIME : 1:46.231 BEST LAP TIME : 1:46.231 DIFFERENCE : 0.000

LAP	SECTOR 1	SECTOR 2	LAP TIME	MPH	DIFF	TIME OF DAY
1 -		46.026	2:27.293	53.28	41.062	15:34:49.401
2 -	1:04.349	46.476	1:50.825	70.81	4.594	15:36:40.226
3 -	1:04.199	45.550	1:49.749	71.50	3.518	15:38:29.975
4 -	1:03.325	45.777	1:49.102	71.93	2.871	15:40:19.077
5 -	1:03.354	45.574	1:48.928	72.04	2.697	15:42:08.005
6 -	1:02.694	45.278	1:47.972	72.68	1.741	15:43:55.977
7 -	1:03.380	44.492	1:47.872	72.75	1.641	15:45:43.849
8 -	1:02.982	44.526	1:47.508	72.99	1.277	15:47:31.357
9 -	1:02.712	44.547	1:47.259	73.16	1.028	15:49:18.616
10 -	1:02.393	44.187	1:46.580 **(2)**	73.63	0.349	15:51:05.196
11 -	***1:02.216***	***44.015***	***1:46.231*** **(1)**	***73.87***		***15:52:51.427***
12 -	1:02.620	44.445	1:47.065 **(3)**	73.30	0.834	15:54:38.492

Weather / Track : Cloudy / Dry

Cadwell Park: 2.1800 miles
Date: 06/07/2024 Start: 15:32 Finish: 15:53

BMCRC - MRO Championships 2024 - Rnd 5 @ Cadwell Park

Rookie Minitwins & BMCRC Formula 400

RACE 6 - SECTOR ANALYSIS

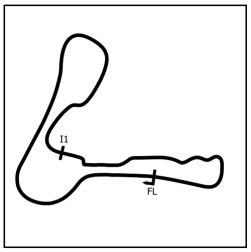

SECTOR 1 = FL to I1, SECTOR 2 = I1 to FL, DIFF = Difference To Personal Best Lap, P = Crossed Finish Line in Pit Lane, D = Time Disallowed

P10 237 RMT Tim WOOD Suzuki SV650S - Hel Performance

IDEAL LAP TIME : 1:45.447 BEST LAP TIME : 1:45.469 DIFFERENCE : 0.022

LAP	SECTOR 1	SECTOR 2	LAP TIME	MPH	DIFF	TIME OF DAY
1 -		46.808	2:29.059	52.65	43.590	15:34:51.167
2 -	1:03.910	46.588	1:50.498	71.02	5.029	15:36:41.665
3 -	1:03.456	45.631	1:49.087	71.94	3.618	15:38:30.752
4 -	1:03.029	45.633	1:48.662	72.22	3.193	15:40:19.414
5 -	1:02.536	45.443	1:47.979	72.68	2.510	15:42:07.393
6 -	1:02.449	45.141	1:47.590	72.94	2.121	15:43:54.983
7 -	1:02.854	45.175	1:48.029	72.64	2.560	15:45:43.012
8 -	1:04.215	45.207	1:49.422	71.72	3.953	15:47:32.434
9 -	1:02.371	45.015	1:47.386	73.08	1.917	15:49:19.820
10 -	1:03.119	***44.072***	1:47.191 **(3)**	73.21	1.722	15:51:07.011
11 -	***1:01.375***	44.094	***1:45.469*** **(1)**	***74.41***		***15:52:52.480***
12 -	1:02.272	44.283	1:46.555 **(2)**	73.65	1.086	15:54:39.035

P11 14 RMT George DAVIES Suzuki SV650 - Little T's Childcare , JClay Fitness

IDEAL LAP TIME : 1:45.848 BEST LAP TIME : 1:46.282 DIFFERENCE : 0.434

LAP	SECTOR 1	SECTOR 2	LAP TIME	MPH	DIFF	TIME OF DAY
1 -		47.401	2:31.854	51.68	45.572	15:34:53.962
2 -	1:03.962	45.971	1:49.933	71.38	3.651	15:36:43.895
3 -	1:03.104	45.774	1:48.878	72.08	2.596	15:38:32.773
4 -	1:02.897	45.525	1:48.422	72.38	2.140	15:40:21.195
5 -	1:03.116	44.893	1:48.009	72.66	1.727	15:42:09.204
6 -	1:02.112	45.316	1:47.428 **(3)**	73.05	1.146	15:43:56.632
7 -	1:03.736	45.171	1:48.907	72.06	2.625	15:45:45.539
8 -	1:02.613	45.444	1:48.057	72.62	1.775	15:47:33.596
9 -	1:02.306	***44.196***	1:46.502 **(2)**	73.68	0.220	15:49:20.098
10 -	1:03.352	44.557	1:47.909	72.72	1.627	15:51:08.007
11 -	***1:01.652***	44.630	***1:46.282*** **(1)**	***73.84***		***15:52:54.289***
12 -	1:02.677	46.834	1:49.511	71.66	3.229	15:54:43.800

P12 122 RMT James EGGINTON Suzuki SV650 - Advance Computer Services - www.ACS.co.uk

IDEAL LAP TIME : 1:47.575 BEST LAP TIME : 1:47.666 DIFFERENCE : 0.091

LAP	SECTOR 1	SECTOR 2	LAP TIME	MPH	DIFF	TIME OF DAY
1 -		46.468	2:28.342	52.90	40.676	15:34:50.450
2 -	1:04.261	46.037	1:50.298	71.15	2.632	15:36:40.748
3 -	1:03.389	45.383	1:48.772	72.15	1.106	15:38:29.520
4 -	1:03.443	45.832	1:49.275	71.81	1.609	15:40:18.795
5 -	1:02.981	45.117	1:48.098 **(3)**	72.60	0.432	15:42:06.893
6 -	***1:02.567***	45.231	1:47.798 **(2)**	72.80	0.132	15:43:54.691
7 -	1:04.038	45.563	1:49.601	71.60	1.935	15:45:44.292
8 -	1:03.372	45.204	1:48.576	72.28	0.910	15:47:32.868
9 -	1:03.426	45.602	1:49.028	71.98	1.362	15:49:21.896
10 -	1:02.772	45.513	1:48.285	72.47	0.619	15:51:10.181
11 -	1:02.658	***45.008***	***1:47.666*** **(1)**	***72.89***		***15:52:57.847***
12 -	1:03.738	46.434	1:50.172	71.23	2.506	15:54:48.019

BMCRC - MRO Championships 2024 - Rnd 5 @ Cadwell Park

Rookie Minitwins & BMCRC Formula 400

RACE 6 - SECTOR ANALYSIS

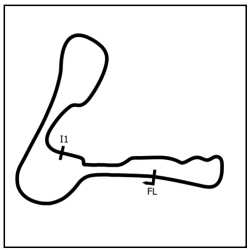

SECTOR 1 = FL to I1, SECTOR 2 = I1 to FL, DIFF = Difference To Personal Best Lap, P = Crossed Finish Line in Pit Lane, D = Time Disallowed

P13 77 RMT Joshua CRISP Suzuki SV650 - JMC GUITARWORKS

IDEAL LAP TIME : 1:47.539 BEST LAP TIME : 1:48.196 DIFFERENCE : 0.657

LAP	SECTOR 1	SECTOR 2	LAP TIME	MPH	DIFF	TIME OF DAY
1 -		47.257	2:30.520	52.13	42.324	15:34:52.628
2 -	1:04.492	46.615	1:51.107	70.63	2.911	15:36:43.735
3 -	1:05.410	46.437	1:51.847	70.16	3.651	15:38:35.582
4 -	1:05.082	46.886	1:51.968	70.09	3.772	15:40:27.550
5 -	1:03.852	45.613	1:49.465	71.69	1.269	15:42:17.015
6 -	1:03.007	45.412	1:48.419 **(3)**	72.38	0.223	15:44:05.434
7 -	1:03.188	46.074	1:49.262	71.82	1.066	15:45:54.696
8 -	1:03.107	45.371	1:48.478	72.34	0.282	15:47:43.174
9 -	1:03.060	***45.136***	***1:48.196*** **(1)**	***72.53***		***15:49:31.370***
10 -	1:02.666	45.579	1:48.245 **(2)**	72.50	0.049	15:51:19.615
11 -	1:03.075	45.385	1:48.460	72.35	0.264	15:53:08.075
12 -	***1:02.403***	46.632	1:49.035	71.97	0.839	15:54:57.110

P14 69 F400_M Kobe PERRY -

IDEAL LAP TIME : 1:50.395 BEST LAP TIME : 1:50.446 DIFFERENCE : 0.051

LAP	SECTOR 1	SECTOR 2	LAP TIME	MPH	DIFF	TIME OF DAY
1 -		47.727	2:00.199	65.29	9.753	15:34:22.307
2 -	1:05.910	47.631	1:53.541	69.12	3.095	15:36:15.848
3 -	1:06.828	47.067	1:53.895	68.90	3.449	15:38:09.743
4 -	1:05.451	46.579	1:52.030	70.05	1.584	15:40:01.773
5 -	1:06.107	47.048	1:53.155	69.35	2.709	15:41:54.928
6 -	1:05.989	47.738	1:53.727	69.00	3.281	15:43:48.655
7 -	1:05.881	46.583	1:52.464	69.78	2.018	15:45:41.119
8 -	1:05.571	45.852	1:51.423	70.43	0.977	15:47:32.542
9 -	1:05.212	46.135	1:51.347 **(3)**	70.48	0.901	15:49:23.889
10 -	1:07.160	46.424	1:53.584	69.09	3.138	15:51:17.473
11 -	1:04.978	***45.468***	***1:50.446*** **(1)**	***71.05***		***15:53:07.919***
12 -	***1:04.927***	45.982	1:50.909 **(2)**	70.76	0.463	15:54:58.828

P15 5 RMT William BARRETT Suzuki SV650 -

IDEAL LAP TIME : 1:48.695 BEST LAP TIME : 1:49.430 DIFFERENCE : 0.735

LAP	SECTOR 1	SECTOR 2	LAP TIME	MPH	DIFF	TIME OF DAY
1 -		48.583	2:37.014	49.98	47.584	15:34:59.122
2 -	1:05.439	47.311	1:52.750	69.60	3.320	15:36:51.872
3 -	1:03.985	45.764	1:49.749 **(2)**	71.50	0.319	15:38:41.621
4 -	1:03.796	45.978	1:49.774 **(3)**	71.49	0.344	15:40:31.395
5 -	1:04.178	50.104	1:54.282	68.67	4.852	15:42:25.677
6 -	1:04.672	48.294	1:52.966	69.47	3.536	15:44:18.643
7 -	1:04.635	46.957	1:51.592	70.32	2.162	15:46:10.235
8 -	1:05.287	46.941	1:52.228	69.92	2.798	15:48:02.463
9 -	***1:03.096***	46.736	1:49.832	71.45	0.402	15:49:52.295
10 -	1:03.979	46.815	1:50.794	70.83	1.364	15:51:43.089
11 -	1:03.831	***45.599***	***1:49.430*** **(1)**	***71.71***		***15:53:32.519***
12 -	1:03.855	46.830	1:50.685	70.90	1.255	15:55:23.204

BMCRC - MRO Championships 2024 - Rnd 5 @ Cadwell Park

Rookie Minitwins & BMCRC Formula 400

RACE 6 - SECTOR ANALYSIS

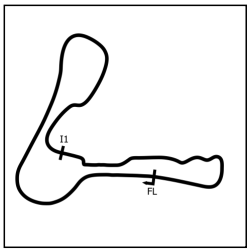

SECTOR 1 = FL to I1, SECTOR 2 = I1 to FL, DIFF = Difference To Personal Best Lap, P = Crossed Finish Line in Pit Lane, D = Time Disallowed

P16 166 RMT Ben KING Suzuki SV650 -

IDEAL LAP TIME : 1:49.204 BEST LAP TIME : 1:49.204 DIFFERENCE : 0.000

LAP	SECTOR 1	SECTOR 2	LAP TIME	MPH	DIFF	TIME OF DAY
1 -		48.533	2:33.353	51.17	44.149	15:34:55.461
2 -	1:05.493	46.840	1:52.333	69.86	3.129	15:36:47.794
3 -	1:05.879	46.819	1:52.698	69.63	3.494	15:38:40.492
4 -	1:05.747	46.732	1:52.479	69.77	3.275	15:40:32.971
5 -	1:05.393	46.977	1:52.370	69.84	3.166	15:42:25.341
6 -	1:05.540	48.019	1:53.559	69.11	4.355	15:44:18.900
7 -	1:04.957	46.613	1:51.570	70.34	2.366	15:46:10.470
8 -	1:04.728	46.491	1:51.219	70.56	2.015	15:48:01.689
9 -	1:04.621	46.365	1:50.986 **(3)**	70.71	1.782	15:49:52.675
10 -	1:05.706	47.271	1:52.977	69.46	3.773	15:51:45.652
11 -	***1:03.751***	***45.453***	***1:49.204*** **(1)**	***71.86***		***15:53:34.856***
12 -	1:03.927	46.290	1:50.217 **(2)**	71.20	1.013	15:55:25.073

P17 75 RMT Tom SVENSEN Suzuki SV650 - Team TSR - HCL Car sales

IDEAL LAP TIME : 1:49.699 BEST LAP TIME : 1:49.699 DIFFERENCE : 0.000

LAP	SECTOR 1	SECTOR 2	LAP TIME	MPH	DIFF	TIME OF DAY
1 -		47.494	2:31.110	51.93	41.411	15:34:53.218
2 -	1:05.882	47.577	1:53.459	69.17	3.760	15:36:46.677
3 -	1:05.874	47.486	1:53.360	69.23	3.661	15:38:40.037
4 -	1:06.519	47.402	1:53.921	68.89	4.222	15:40:33.958
5 -	1:05.333	47.308	1:52.641	69.67	2.942	15:42:26.599
6 -	1:05.501	47.551	1:53.052	69.41	3.353	15:44:19.651
7 -	1:05.166	46.816	1:51.982	70.08	2.283	15:46:11.633
8 -	1:05.328	46.392	1:51.720 **(3)**	70.24	2.021	15:48:03.353
9 -	1:04.339	46.209	1:50.548 **(2)**	70.99	0.849	15:49:53.901
10 -	1:04.781	47.152	1:51.933	70.11	2.234	15:51:45.834
11 -	1:05.717	46.288	1:52.005	70.06	2.306	15:53:37.839
12 -	***1:03.770***	***45.929***	***1:49.699*** **(1)**	***71.54***		***15:55:27.538***

P18 30 RMT David LUFF Suzuki SV 650 - ATP & Sarah O'Neill

IDEAL LAP TIME : 1:49.921 BEST LAP TIME : 1:50.271 DIFFERENCE : 0.350

LAP	SECTOR 1	SECTOR 2	LAP TIME	MPH	DIFF	TIME OF DAY
1 -		47.347	2:31.503	51.80	41.232	15:34:53.611
2 -	***1:04.111***	46.742	1:50.853 **(3)**	70.79	0.582	15:36:44.464
3 -	1:04.323	45.948	***1:50.271*** **(1)**	***71.17***		***15:38:34.735***
4 -	1:05.634	46.662	1:52.296	69.88	2.025	15:40:27.031
5 -	1:06.267	46.417	1:52.684	69.64	2.413	15:42:19.715
6 -	1:05.418	47.407	1:52.825	69.55	2.554	15:44:12.540
7 -	1:06.279	46.702	1:52.981	69.46	2.710	15:46:05.521
8 -	1:06.392	46.746	1:53.138	69.36	2.867	15:47:58.659
9 -	1:06.161	46.790	1:52.951	69.48	2.680	15:49:51.610
10 -	1:06.579	47.067	1:53.646	69.05	3.375	15:51:45.256
11 -	1:05.899	46.576	1:52.475	69.77	2.204	15:53:37.731
12 -	1:04.663	***45.810***	1:50.473 **(2)**	71.04	0.202	15:55:28.204

Weather / Track : Cloudy / Dry

Cadwell Park: 2.1800 miles
Date: 06/07/2024 Start: 15:32 Finish: 15:53

BMCRC - MRO Championships 2024 - Rnd 5 @ Cadwell Park

Rookie Minitwins & BMCRC Formula 400

RACE 6 - SECTOR ANALYSIS

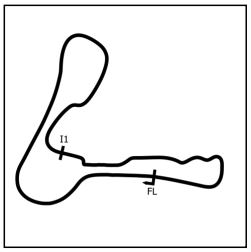

SECTOR 1 = FL to I1, SECTOR 2 = I1 to FL, DIFF = Difference To Personal Best Lap, P = Crossed Finish Line in Pit Lane, D = Time Disallowed

P19 62 RMT Max PRIESTLEY Suzuki SV650 - Mum and Dad

IDEAL LAP TIME : 1:50.889 BEST LAP TIME : 1:50.976 DIFFERENCE : 0.087

LAP	SECTOR 1	SECTOR 2	LAP TIME	MPH	DIFF	TIME OF DAY
1 -		49.133	2:38.087	49.64	47.111	15:35:00.195
2 -	1:08.601	48.824	1:57.425	66.83	6.449	15:36:57.620
3 -	1:08.238	47.403	1:55.641	67.86	4.665	15:38:53.261
4 -	1:07.859	47.207	1:55.066	68.20	4.090	15:40:48.327
5 -	1:07.137	48.694	1:55.831	67.75	4.855	15:42:44.158
6 -	1:06.444	47.223	1:53.667	69.04	2.691	15:44:37.825
7 -	1:06.239	***46.664***	1:52.903 **(3)**	69.51	1.927	15:46:30.728
8 -	1:05.869	47.069	1:52.938	69.49	1.962	15:48:23.666
9 -	1:05.298	46.922	1:52.220 **(2)**	69.93	1.244	15:50:15.886
10 -	1:06.772	48.193	1:54.965	68.26	3.989	15:52:10.851
11 -	***1:04.225***	46.751	***1:50.976*** **(1)**	***70.71***		***15:54:01.827***

P20 444 RMT Brian HARRISON Suzuki SV650 -

IDEAL LAP TIME : 1:53.255 BEST LAP TIME : 1:53.255 DIFFERENCE : 0.000

LAP	SECTOR 1	SECTOR 2	LAP TIME	MPH	DIFF	TIME OF DAY
1 -		48.867	2:36.238	50.23	42.983	15:34:58.346
2 -	1:05.910	48.257	1:54.167 **(3)**	68.74	0.912	15:36:52.513
3 -	***1:05.630***	***47.625***	***1:53.255*** **(1)**	***69.29***		***15:38:45.768***
4 -	1:06.224	47.892	1:54.116 **(2)**	68.77	0.861	15:40:39.884
5 -	1:06.587	48.235	1:54.822	68.34	1.567	15:42:34.706
6 -	1:06.914	48.591	1:55.505	67.94	2.250	15:44:30.211
7 -	1:06.286	48.461	1:54.747	68.39	1.492	15:46:24.958
8 -	1:07.500	48.378	1:55.878	67.72	2.623	15:48:20.836
9 -	1:06.878	48.078	1:54.956	68.27	1.701	15:50:15.792
10 -	1:06.194	48.754	1:54.948	68.27	1.693	15:52:10.740
11 -	1:06.503	50.781	1:57.284	66.91	4.029	15:54:08.024

P21 173 RMT Alex BUCHANAN Suzuki SV650 - Novus Resourcing

IDEAL LAP TIME : 1:57.238 BEST LAP TIME : 1:57.319 DIFFERENCE : 0.081

LAP	SECTOR 1	SECTOR 2	LAP TIME	MPH	DIFF	TIME OF DAY
1 -		49.631	2:37.543	49.81	40.224	15:34:59.651
2 -	1:08.665	49.070	1:57.735 **(3)**	66.65	0.416	15:36:57.386
3 -	1:09.607	49.488	1:59.095	65.89	1.776	15:38:56.481
4 -	***1:08.586***	48.785	1:57.371 **(2)**	66.86	0.052	15:40:53.852
5 -	1:09.959	49.878	1:59.837	65.48	2.518	15:42:53.689
6 -	1:10.629	49.549	2:00.178	65.30	2.859	15:44:53.867
7 -	1:08.667	***48.652***	***1:57.319*** **(1)**	***66.89***		***15:46:51.186***
8 -	1:09.047	49.440	1:58.487	66.23	1.168	15:48:49.673
9 -	1:10.229	49.061	1:59.290	65.78	1.971	15:50:48.963
10 -	1:09.577	48.723	1:58.300	66.34	0.981	15:52:47.263
11 -	1:09.262	49.661	1:58.923	65.99	1.604	15:54:46.186

P22 177 RMT Michael HOPKINS Suzuki SV650 SK1 - Myself

IDEAL LAP TIME : 1:46.986 BEST LAP TIME : 1:48.375 DIFFERENCE : 1.389

LAP	SECTOR 1	SECTOR 2	LAP TIME	MPH	DIFF	TIME OF DAY
1 -		46.433	2:27.944	53.04	39.569	15:34:50.052
2 -	1:04.341	46.027	1:50.368	71.10	1.993	15:36:40.420
3 -	1:04.234	45.442	1:49.676	71.55	1.301	15:38:30.096
4 -	1:03.914	45.509	1:49.423	71.72	1.048	15:40:19.519
5 -	1:03.350	***45.043***	1:48.393 **(2)**	72.40	0.018	15:42:07.912
6 -	1:02.100	46.465	1:48.565 **(3)**	72.28	0.190	15:43:56.477
7 -	1:03.049	45.326	***1:48.375*** **(1)**	***72.41***		***15:45:44.852***
8 -	1:02.913	45.697	1:48.610	72.25	0.235	15:47:33.462
9 -	1:03.013	45.907	1:48.920	72.05	0.545	15:49:22.382

Weather / Track : Cloudy / Dry

Cadwell Park: 2.1800 miles
Date: 06/07/2024 Start: 15:32 Finish: 15:53

BMCRC - MRO Championships 2024 - Rnd 5 @ Cadwell Park

Rookie Minitwins & BMCRC Formula 400

RACE 6 - SECTOR ANALYSIS

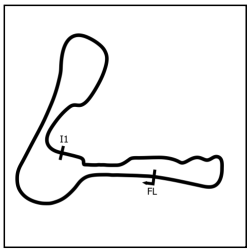

SECTOR 1 = FL to I1, SECTOR 2 = I1 to FL, DIFF = Difference To Personal Best Lap, P = Crossed Finish Line in Pit Lane, D = Time Disallowed

P23 161 F400_R Aleisha LAYTON Kawasaki NINJA 400 -

IDEAL LAP TIME : 1:53.059 BEST LAP TIME : 1:53.059 DIFFERENCE : 0.000

LAP	SECTOR 1	SECTOR 2	LAP TIME	MPH	DIFF	TIME OF DAY
1 -		48.324	2:02.582	64.02	9.523	15:34:24.690
2 -	1:05.547	47.734	1:53.281 (2)	69.27	0.222	15:36:17.971
3 -	***1:05.408***	***47.651***	***1:53.059 (1)***	***69.41***		***15:38:11.030***
4 -	1:05.502	47.939	1:53.441 (3)	69.18	0.382	15:40:04.471
5 -	1:06.169	48.205	1:54.374	68.61	1.315	15:41:58.845
6 -	1:07.643	48.243	1:55.886	67.72	2.827	15:43:54.731
7 -	1:07.016	47.768	1:54.784	68.37	1.725	15:45:49.515

P24 251 RMT Craig FERRIS Suzuki SV650 - IMP Racing

IDEAL LAP TIME : 2:09.071 BEST LAP TIME : 2:09.071 DIFFERENCE : 0.000

LAP	SECTOR 1	SECTOR 2	LAP TIME	MPH	DIFF	TIME OF DAY
1 -		52.776	2:47.948	46.72	38.877	15:35:10.056
2 -	1:18.353	53.050	2:11.403	59.72	2.332	15:37:21.459
3 -	1:17.916	53.040	2:10.956 (3)	59.92	1.885	15:39:32.415
4 -	1:17.403	53.110	2:10.513 (2)	60.13	1.442	15:41:42.928
5 -	***1:16.509***	***52.562***	***2:09.071 (1)***	***60.80***		***15:43:51.999***
6 -	1:18.289	53.489	2:11.778	59.55	2.707	15:46:03.777

P25 55 F400_S/F Magnus MANSON-CHUBB Kawasaki ZXR400L -

IDEAL LAP TIME : 1:55.910 BEST LAP TIME : 1:56.610 DIFFERENCE : 0.700

LAP	SECTOR 1	SECTOR 2	LAP TIME	MPH	DIFF	TIME OF DAY
1 -		***48.818***	2:02.740	63.94	6.130	15:34:24.848
2 -	1:07.476	50.133	1:57.609 (3)	66.73	0.999	15:36:22.457
3 -	1:08.568	48.879	1:57.447 (2)	66.82	0.837	15:38:19.904
4 -	***1:07.092***	49.518	***1:56.610 (1)***	***67.30***		***15:40:16.514***
5 -	1:08.577	49.535	1:58.112	66.44	1.502	15:42:14.626

P26 941 RMT Liam WOOD Suzuki SV650 - GGL RACING

IDEAL LAP TIME : 1:46.820 BEST LAP TIME : 1:46.856 DIFFERENCE : 0.036

LAP	SECTOR 1	SECTOR 2	LAP TIME	MPH	DIFF	TIME OF DAY
1 -		44.864	2:25.354	53.99	38.498	15:34:47.462
2 -	1:02.890	44.682	1:47.572 (3)	72.95	0.716	15:36:35.034
3 -	***1:02.474***	44.672	1:47.146 (2)	73.24	0.290	15:38:22.180
4 -	1:02.510	***44.346***	***1:46.856 (1)***	***73.44***		***15:40:09.036***

Weather / Track : Cloudy / Dry

Cadwell Park: 2.1800 miles
Date: 06/07/2024 Start: 15:32 Finish: 15:53

BMCRC - MRO Championships 2024 - Rnd 5 @ Cadwell Park

Rookie Minitwins & BMCRC Formula 400

RACE 6 - BEST SECTORS

SECTOR 1				SECTOR 2			IDEAL / BEST COMPARISON					
POS	NO	NAME	TIME	NO	NAME	TIME	POS	NO	NAME	IDEAL	BEST	DIFF
									PERFECT LAP	1:44.326		
1	115	DONKERSLEY	1:00.703	12	WATT	43.623	1	115	DONKERSLEY	1:44.406	1:44.533	0.127
2	110	HAIGH	1:00.939	115	DONKERSLEY	43.703	2	110	HAIGH	1:45.024	1:45.062	0.038
3	90	RAPA	1:01.306	81	SIMS	43.707	3	81	SIMS	1:45.080	1:45.983	0.903
4	81	SIMS	1:01.373	606	BRYANT	44.015	4	237	WOOD	1:45.447	1:45.469	0.022
5	237	WOOD	1:01.375	237	WOOD	44.072	5	14	DAVIES	1:45.848	1:46.282	0.434
6	14	DAVIES	1:01.652	110	HAIGH	44.085	6	90	RAPA	1:46.050	1:47.193	1.143
7	17	BATE	1:01.828	14	DAVIES	44.196	7	12	WATT	1:46.151	1:46.869	0.718
8	26	LEE	1:01.940	941	WOOD	44.346	8	606	BRYANT	1:46.231	1:46.231	0.000
9	177	HOPKINS	1:01.943	17	BATE	44.418	9	17	BATE	1:46.246	1:46.396	0.150
10	606	BRYANT	1:02.216	26	LEE	44.560	10	26	LEE	1:46.500	1:46.873	0.373
11	77	CRISP	1:02.403	90	RAPA	44.744	11	941	WOOD	1:46.820	1:46.856	0.036
12	941	WOOD	1:02.474	122	EGGINTON	45.008	12	177	HOPKINS	1:46.986	1:48.375	1.389
13	21	WATSON	1:02.508	177	HOPKINS	45.043	13	77	CRISP	1:47.539	1:48.196	0.657
14	12	WATT	1:02.528	21	WATSON	45.109	14	122	EGGINTON	1:47.575	1:47.666	0.091
15	122	EGGINTON	1:02.567	77	CRISP	45.136	15	21	WATSON	1:47.617	1:47.617	0.000
16	5	BARRETT	1:03.096	166	KING	45.453	16	5	BARRETT	1:48.695	1:49.430	0.735
17	166	KING	1:03.751	69	PERRY	45.468	17	166	KING	1:49.204	1:49.204	0.000
18	75	SVENSEN	1:03.770	5	BARRETT	45.599	18	75	SVENSEN	1:49.699	1:49.699	0.000
19	30	LUFF	1:04.111	30	LUFF	45.810	19	30	LUFF	1:49.921	1:50.271	0.350
20	62	PRIESTLEY	1:04.225	75	SVENSEN	45.929	20	69	PERRY	1:50.395	1:50.446	0.051
21	69	PERRY	1:04.927	62	PRIESTLEY	46.664	21	62	PRIESTLEY	1:50.889	1:50.976	0.087
22	161	LAYTON	1:05.408	444	HARRISON	47.625	22	161	LAYTON	1:53.059	1:53.059	0.000
23	444	HARRISON	1:05.630	161	LAYTON	47.651	23	444	HARRISON	1:53.255	1:53.255	0.000
24	55	MANSON-CHUBB	1:07.092	173	BUCHANAN	48.652	24	55	MANSON-CHUBB	1:55.910	1:56.610	0.700
25	173	BUCHANAN	1:08.586	55	MANSON-CHUBB	48.818	25	173	BUCHANAN	1:57.238	1:57.319	0.081
26	251	FERRIS	1:16.509	251	FERRIS	52.562	26	251	FERRIS	2:09.071	2:09.071	0.000
27												

Weather / Track : Cloudy / Dry

Cadwell Park: 2.1800 miles
Date: 06/07/2024 Start: 15:32 Finish: 15:53

Results can be found at www.tsl-timing.com

Printed - 15:56 Saturday, 06 July 2024

BMCRC - MRO Championships 2024 - Rnd 5 @ Cadwell Park

Rookie Minitwins & BMCRC Formula 400

RACE 6 - STATISTICS

Competitors Started	27
Planned Start	2024-07-06 @ 15:00:00.000
Actual Start	2024-07-06 @ 15:32:22.108
Finish Time	2024-07-06 @ 15:53:48.047
Track Length	2.1800mi.
Total Laps	280
Total Distance Covered	610.4052mi.

Session Fastest Lap History

NO	CL	NAME	LAP TIME	TIME OF DAY	LAP	VEHICLE
90	F400_S	**Steve RAPA**	**1:47.193**	15:36:06.235	2	Honda RVF400
115	F400_M	**Jake DONKERSLEY**	**1:46.677**	15:37:53.228	3	Kawasaki ZX4RR
110	F400_S	**Mark HAIGH**	**1:46.353**	15:37:54.681	3	Aprilia RS250
110	F400_S	**Mark HAIGH**	**1:46.305**	15:39:40.986	4	Aprilia RS250
110	F400_S	**Mark HAIGH**	**1:45.842**	15:43:13.132	6	Aprilia RS250
110	F400_S	**Mark HAIGH**	**1:45.603**	15:46:44.782	8	Aprilia RS250
115	F400_M	**Jake DONKERSLEY**	**1:44.533**	15:48:29.980	9	Kawasaki ZX4RR

Session Leader History

NO	CL	NAME	FROM LAP	LAPS LED	DISTANCE	VEHICLE
115	F400_M	**Jake DONKERSLEY**	1	1	2.18 miles	Kawasaki ZX4RR
90	F400_S	**Steve RAPA**	2	1	2.18 miles	Honda RVF400
115	F400_M	**Jake DONKERSLEY**	3	4	8.72 miles	Kawasaki ZX4RR
110	F400_S	**Mark HAIGH**	7	2	4.36 miles	Aprilia RS250
115	F400_M	**Jake DONKERSLEY**	9	1	2.18 miles	Kawasaki ZX4RR
110	F400_S	**Mark HAIGH**	10	2	4.36 miles	Aprilia RS250
115	F400_M	**Jake DONKERSLEY**	12	1	2.18 miles	Kawasaki ZX4RR

Flag History

TYPE	TIME OF DAY
GREEN	15:32:22.108
FINISH	15:53:48.047

Flag Statistics

TYPE	COUNT	TOTAL LAPS	TOTAL TIME
Green	1	12	23:35.973
Red	0	0	0.000
Safety Car	0	0	0.000
FCY	0	0	0.000

Weather / Track : Cloudy / Dry

Cadwell Park: 2.1800 miles
Date: 06/07/2024 Start: 15:32 Finish: 15:53

BMCRC - MRO Championships 2024 - Rnd 5 @ Cadwell Park

Rookie Minitwins & BMCRC Formula 400

RACE 6 - STATISTICS

CLASS : F400_M

4 Starters

Fastest Lap History

NO	NAME	LAP TIME	TIME OF DAY	LAP	VEHICLE
115	**Jake DONKERSLEY**	**1:47.975**	15:36:06.550	2	Kawasaki ZX4RR
115	**Jake DONKERSLEY**	**1:46.677**	15:37:53.228	3	Kawasaki ZX4RR
115	**Jake DONKERSLEY**	**1:46.536**	15:39:39.764	4	Kawasaki ZX4RR
115	**Jake DONKERSLEY**	**1:46.375**	15:41:26.138	5	Kawasaki ZX4RR
115	**Jake DONKERSLEY**	**1:46.312**	15:43:12.451	6	Kawasaki ZX4RR
115	**Jake DONKERSLEY**	**1:45.753**	15:46:45.447	8	Kawasaki ZX4RR
115	**Jake DONKERSLEY**	**1:44.533**	15:48:29.980	9	Kawasaki ZX4RR

Leader History

NO	NAME	FROM LAP	LAPS LED	DISTANCE	VEHICLE
115	**Jake DONKERSLEY**	1	12	26.16 miles	Kawasaki ZX4RR

BMCRC - MRO Championships 2024 - Rnd 5 @ Cadwell Park

Rookie Minitwins & BMCRC Formula 400

RACE 6 - STATISTICS

CLASS : F400_R

1 Starters

Fastest Lap History

NO	NAME	LAP TIME	TIME OF DAY	LAP	VEHICLE
161	**Aleisha LAYTON**	**1:53.281**	15:36:18.009	2	Kawasaki NINJA 400
161	**Aleisha LAYTON**	**1:53.059**	15:38:11.069	3	Kawasaki NINJA 400

Leader History

NO	NAME	FROM LAP	LAPS LED	DISTANCE	VEHICLE
161	**Aleisha LAYTON**	1	7	15.26 miles	Kawasaki NINJA 400

Weather / Track : Cloudy / Dry

Cadwell Park: 2.1800 miles
Date: 06/07/2024 Start: 15:32 Finish: 15:53

BMCRC - MRO Championships 2024 - Rnd 5 @ Cadwell Park

Rookie Minitwins & BMCRC Formula 400

RACE 6 - STATISTICS

CLASS : F400_S

5 Starters

Fastest Lap History

NO	NAME	LAP TIME	TIME OF DAY	LAP	VEHICLE
90	**Steve RAPA**	**1:47.193**	15:36:06.235	2	Honda RVF400
110	**Mark HAIGH**	**1:46.353**	15:37:54.681	3	Aprilia RS250
110	**Mark HAIGH**	**1:46.305**	15:39:40.986	4	Aprilia RS250
110	**Mark HAIGH**	**1:45.842**	15:43:13.132	6	Aprilia RS250
110	**Mark HAIGH**	**1:45.603**	15:46:44.782	8	Aprilia RS250
110	**Mark HAIGH**	**1:45.341**	15:48:30.125	9	Aprilia RS250
110	**Mark HAIGH**	**1:45.062**	15:53:48.108	12	Aprilia RS250

Leader History

NO	NAME	FROM LAP	LAPS LED	DISTANCE	VEHICLE
90	**Steve RAPA**	1	3	6.54 miles	Honda RVF400
110	**Mark HAIGH**	4	9	19.62 miles	Aprilia RS250

BMCRC - MRO Championships 2024 - Rnd 5 @ Cadwell Park

Rookie Minitwins & BMCRC Formula 400

RACE 6 - STATISTICS

CLASS : F400_S/R

2 Starters

Fastest Lap History

NO	NAME	LAP TIME	TIME OF DAY	LAP	VEHICLE
81	**Ollie SIMS**	**1:49.237**	15:36:09.156	2	Kawasaki NINJA 400
81	**Ollie SIMS**	**1:49.094**	15:39:48.890	4	Kawasaki NINJA 400
81	**Ollie SIMS**	**1:47.884**	15:45:16.417	7	Kawasaki NINJA 400
81	**Ollie SIMS**	**1:47.401**	15:47:03.818	8	Kawasaki NINJA 400
81	**Ollie SIMS**	**1:46.043**	15:48:49.861	9	Kawasaki NINJA 400
81	**Ollie SIMS**	**1:45.983**	15:52:23.493	11	Kawasaki NINJA 400

Leader History

NO	NAME	FROM LAP	LAPS LED	DISTANCE	VEHICLE
81	**Ollie SIMS**	1	12	26.16 miles	Kawasaki NINJA 400

Weather / Track : Cloudy / Dry

Cadwell Park: 2.1800 miles
Date: 06/07/2024 Start: 15:32 Finish: 15:53

BMCRC - MRO Championships 2024 - Rnd 5 @ Cadwell Park

Rookie Minitwins & BMCRC Formula 400

RACE 6 - STATISTICS

CLASS : RMT

15 Starters

Fastest Lap History

NO	NAME	LAP TIME	TIME OF DAY	LAP	VEHICLE
941	**Liam WOOD**	**1:47.572**	15:36:35.047	2	Suzuki SV650
941	**Liam WOOD**	**1:47.146**	15:38:22.193	3	Suzuki SV650
941	**Liam WOOD**	**1:46.856**	15:40:09.049	4	Suzuki SV650
14	**George DAVIES**	**1:46.502**	15:49:20.107	9	Suzuki SV650
606	**Robert BRYANT**	**1:46.231**	15:52:51.434	11	Suzuki SV650
237	**Tim WOOD**	**1:45.469**	15:52:52.492	11	Suzuki SV650S

Leader History

NO	NAME	FROM LAP	LAPS LED	DISTANCE	VEHICLE
941	**Liam WOOD**	1	4	8.72 miles	Suzuki SV650
122	**James EGGINTON**	5	2	4.36 miles	Suzuki SV650
237	**Tim WOOD**	7	1	2.18 miles	Suzuki SV650S
606	**Robert BRYANT**	8	5	10.90 miles	Suzuki SV650

Weather / Track : Cloudy / Dry

Cadwell Park: 2.1800 miles
Date: 06/07/2024 Start: 15:32 Finish: 15:53

BMCRC - MRO Championships 2024 - Rnd 5 @ Cadwell Park

Rookie Minitwins & BMCRC Formula 400

RACE 6 - GRID - AMENDED (8 Laps)

BMCRC FORMULA 400

BMCRC ROOKIE MINITWINS

ROW 12	34 164 Adam FEARNLEY	35 134 Toby SKAYMAN	1
ROW 11	31 444 Brian HARRISON 1:53.255	32 173 Alex BUCHANAN 1:57.319	33 251 Craig FERRIS 2:09.071
ROW 10	28 75 Tom SVENSEN 1:49.699	29 30 David LUFF 1:50.271	30 62 Max PRIESTLEY 1:50.976
ROW 9	25 177 Michael HOPKINS 1:48.375	26 166 Ben KING 1:49.204	27 5 William BARRETT 1:49.430
ROW 8	22 941 Liam WOOD 1:46.856	23 122 James EGGINTON 1:47.666	24 77 Joshua CRISP 1:48.196
ROW 7	19 237 Tim WOOD 1:45.469	20 606 Robert BRYANT 1:46.231	21 14 George DAVIES 1:46.282
ROW 6	16	17	18
ROW 5	13 631 Angela CRAGG	14 6 Kian BUSA	15
ROW 4	10 69 Kobe PERRY 1:50.446	11 161 Aleisha LAYTON 1:53.059	12 55 Magnus MANSON-CHUBB 1:56.610
ROW 3	7 90 Steve RAPA 1:47.193	8 21 Alan WATSON 1:47.617	9 67 Simon HARVEY
ROW 2	4 17 Freddie BATE 1:46.396	5 12 Kade WATT 1:46.869	6 26 Damian LEE 1:46.873
ROW 1	1 115 Jake DONKERSLEY 1:44.533 Pole	2 110 Mark HAIGH 1:45.062	3 81 Ollie SIMS 1:45.983

These results are provisional until the conclusion of any judicial and technical matters.

Cadwell Park: 2.1800 miles

Clerk Of Course:	Stewards:	Timekeeper: Craig Smith	

Results can be found at www.tsl-timing.com

Printed - 17:33 Saturday, 06 July 2024

TSL SPORTS TIMING TIMING SOLUTIONS LTD

BMCRC - MRO Championships 2024 - Rnd 5 @ Cadwell Park

Rookie Minitwins & BMCRC Formula 400

RACE 6 - CLASSIFICATION

Race Distance: 6 Laps / 13.08 miles

POS	NO	CL	PIC	NAME	ENTRY	LAPS	TIME	GAP	DIFF	MPH	BEST	ON	GRD	↑↓
1	110	F400_S	1	Mark HAIGH	Aprilia RS250 - Chesterfield CarClinic/The Tuning Works	6	11:15.617			69.69	1:48.571	5	2	1
2	90	F400_S	2	Steve RAPA	Honda RVF400 - My Own Fair Hands	6	11:18.988	3.371	3.371	69.35	1:50.211	3	7	5
3	81	F400_S/R	1	Ollie SIMS	Kawasaki NINJA 400 - Motorbodies Weston ltd	6	11:31.432	15.815	12.444	68.10	1:53.301	3	3	0
4	606	RMT	1	Robert BRYANT	Suzuki SV650 - R.B Plumbing & Heating	6	11:41.802	26.185	10.370	67.09	1:48.879	6	16	12
5	941	RMT	2	Liam WOOD	Suzuki SV650 - GGL RACING	6	11:42.654	27.037	0.852	67.01	1:48.285	6	18	13
6	55	F400_S/R	2	Magnus MANSON-CHUBB	Kawasaki ZXR400L -	6	11:51.750	36.133	9.096	66.15	1:55.585	6	12	6
7	21	F400_M	1	Alan WATSON	Kawasaki ZXR 400 - Watson Racing	6	11:54.028	38.411	2.278	65.94	1:53.198	5	8	1
8	69	F400_M	2	Kobe PERRY	-	6	11:55.749	40.132	1.721	65.78	1:53.606	6	10	2
9	12	F400_S	3	Kade WATT	Kawasaki NINJA 400 - 3D Racing	6	11:55.842	40.225	0.093	65.78	1:53.149	5	5	-4
10	17	F400_S	4	Freddie BATE	Kawasaki ZXR400 - Hartjay	6	12:05.122	49.505	9.280	64.93	1:58.689	5	4	-6
11	161	F400_R	1	Aleisha LAYTON	Kawasaki NINJA 400 -	6	12:05.686	50.069	0.564	64.88	1:57.526	5	11	0
12	6	F400_S	5	Kian BUSA	Kawasaki 400 NINJA - iActiveRC	6	12:07.743	52.126	2.057	64.70	1:57.615	5	14	2
13	77	RMT	3	Joshua CRISP	Suzuki SV650 - JMC GUITARWORKS	6	12:16.616	1:00.999	8.873	63.92	1:54.180	6	20	7
14	166	RMT	4	Ben KING	Suzuki SV650 -	6	12:17.382	1:01.765	0.766	63.85	1:54.205	6	22	8
15	26	F400_S	6	Damian LEE	Yamaha TZR250 - Leed Autos	6	12:18.815	1:03.198	1.433	63.73	1:58.295	6	6	-9
16	75	RMT	5	Tom SVENSEN	Suzuki SV650 - Team TSR - HCL Car sales	6	12:28.212	1:12.595	9.397	62.93	1:53.167	6	24	8
17	14	RMT	6	George DAVIES	Suzuki SV650 - Little T's Childcare , JClay Fitness	6	12:30.922	1:15.305	2.710	62.70	1:55.962	6	17	0
18	62	RMT	7	Max PRIESTLEY	Suzuki SV650 - Mum and Dad	6	12:31.013	1:15.396	0.091	62.69	1:54.601	6	26	8
19	30	RMT	8	David LUFF	Suzuki SV 650 - ATP & Sarah O'Neill	6	12:31.824	1:16.207	0.811	62.63	1:56.009	6	25	6
20	5	RMT	9	William BARRETT	Suzuki SV650 -	6	12:44.410	1:28.793	12.586	61.60	1:57.042	5	23	3
21	122	RMT	10	James EGGINTON	Suzuki SV650 - Advance Computer Services - www.ACS.co	6	12:51.471	1:35.854	7.061	61.03	2:00.307	6	19	-2
22	173	RMT	11	Alex BUCHANAN	Suzuki SV650 - Novus Resourcing	5	11:16.770	1 Lap	1 Lap	57.98	2:06.197	5	28	6
23	251	RMT	12	Craig FERRIS	Suzuki SV650 - IMP Racing	5	12:12.756	1 Lap	55.986	53.55	2:14.781	5	29	6

NOT CLASSIFIED

DNF	115	F400_M		Jake DONKERSLEY	Kawasaki ZX4RR -	1	2:06.916	5 Laps	4 Laps	61.83			1	
DNF	237	RMT		Tim WOOD	Suzuki SV650S - Hel Performance	0							15	

FASTEST LAP

941	RMT	Liam WOOD	Suzuki SV650 - GGL RACING	6	1:48.285	72.47 mph	116.63 kph
110	F400_S	Mark HAIGH	Aprilia RS250 - Chesterfield CarClinic/The Tuning Works	5	1:48.571	72.28 mph	116.33 kph
21	F400_M	Alan WATSON	Kawasaki ZXR 400 - Watson Racing	5	1:53.198	69.33 mph	111.57 kph
81	F400_S/R	Ollie SIMS	Kawasaki NINJA 400 - Motorbodies Weston ltd	3	1:53.301	69.26 mph	111.47 kph
161	F400_R	Aleisha LAYTON	Kawasaki NINJA 400 -	5	1:57.526	66.77 mph	107.46 kph

Comments:
Class F400_S - 92.5% of Race Speed = 64.46 mph
Class F400_S/R - 92.5% of Race Speed = 62.99 mph
Class RMT - 92.5% of Race Speed = 62.05 mph
Class F400_M - 92.5% of Race Speed = 60.99 mph
Class F400_R - 92.5% of Race Speed = 60.01 mph

Weather / Track : Cloudy / Wet
These results are provisional until the conclusion of any judicial and technical matters.

Date: 07/07/2024 Start: 12:49 Finish: 13:00
Cadwell Park: 2.1800 miles

Clerk Of Course:	Stewards:	Timekeeper: Craig Smith	

Results can be found at www.tsl-timing.com

Printed - 13:03 Sunday, 07 July 2024

BMCRC - MRO Championships 2024 - Rnd 5 @ Cadwell Park

Rookie Minitwins & BMCRC Formula 400

RACE 6 - LAP CHART

LAP 1 @ 12:51:17.260

NO	BEHIND	LAP TIME
110		2:00.748
81	0.248	2:00.996
90	0.490	2:01.238
17	5.144	2:05.892
115	6.168	2:06.916
69	6.442	2:07.190
55	6.524	2:07.272
161	8.451	2:09.199
21	8.906	2:09.654
12	9.149	2:09.897
6	10.186	2:10.934
26	11.420	2:12.168
941	27.031	2:27.779
606	27.328	2:28.076
77	33.886	2:34.634
166	34.915	2:35.663
14	39.570	2:40.318
30	40.207	2:40.955
122	40.296	2:41.044
5	40.410	2:41.158
75	40.515	2:41.263
62	41.064	2:41.812
173	45.137	2:45.885
251	1:01.675	3:02.423

LAP 2 @ 12:53:09.343

NO	BEHIND	LAP TIME
110		1:52.083
90	2.091	1:53.684
81	2.880	1:54.715
55	12.259	1:57.818
17	14.297	2:01.236
69	15.810	2:01.451
161	16.737	2:00.369
21	17.225	2:00.402
12	18.568	2:01.502
6	19.283	2:01.180
26	23.299	2:03.962
941	27.204	1:52.256
606	28.188	1:52.943
77	39.251	1:57.448
166	40.545	1:57.713
14	50.132	2:02.645
30	50.247	2:02.123
5	50.467	2:02.140
75	50.540	2:02.108
62	50.829	2:01.848
122	53.646	2:05.433
173	1:01.931	2:08.877
251	1:29.839	2:20.247

LAP 3 @ 12:55:00.681

NO	BEHIND	LAP TIME
110		1:51.338
90	0.964	1:50.211
81	4.843	1:53.301
55	18.307	1:57.386
17	23.265	2:00.306
69	23.837	1:59.365
161	24.514	1:59.115
21	25.641	1:59.754
12	25.683	1:58.453
6	26.824	1:58.879
941	28.087	1:52.221
606	28.286	1:51.436
26	34.409	2:02.448
77	45.872	1:57.959
166	46.799	1:57.592
14	57.329	1:58.535
30	57.417	1:58.508
5	58.252	1:59.123
75	58.405	1:59.203
62	58.682	1:59.191
122	1:04.785	2:02.477
173	1:18.883	2:08.290

LAP 4 @ 12:56:50.701

NO	BEHIND	LAP TIME
110		1:50.020
90	2.364	1:51.420
251	1 Lap	2:18.597
81	9.475	1:54.652
55	24.316	1:56.029
606	29.015	1:50.749
941	31.161	1:53.094
17	32.423	1:59.178
21	33.098	1:57.477
69	33.134	1:59.317
12	34.573	1:58.910
161	34.829	2:00.335
6	36.347	1:59.543
26	45.930	2:01.541
77	52.200	1:56.348
166	53.529	1:56.750
30	1:03.849	1:56.452
14	1:04.628	1:57.319
75	1:04.733	1:56.348
62	1:06.060	1:57.398
5	1:06.218	1:57.986
122	1:16.320	2:01.555
173	1:36.384	2:07.521

LAP 5 @ 12:58:39.272

NO	BEHIND	LAP TIME
110		1:48.571
90	4.820	1:51.027
81	14.537	1:53.633
606	30.163	1:49.719
941	31.609	1:49.019
55	33.405	1:57.660
251	1 Lap	2:16.708
21	37.725	1:53.198
12	39.151	1:53.149
69	39.383	1:54.820
17	42.541	1:58.689
161	43.784	1:57.526
6	45.391	1:57.615
26	57.760	2:00.401
77	59.676	1:56.047
166	1:00.417	1:55.459
14	1:12.200	1:56.143
75	1:12.285	1:56.123
30	1:13.055	1:57.777
62	1:13.652	1:56.163
5	1:14.689	1:57.042
122	1:28.404	2:00.655

LAP 6 @ 13:00:32.129

NO	BEHIND	LAP TIME
110		1:52.857
173	1 Lap	2:06.197
90	3.371	1:51.408
81	15.815	1:54.135
606	26.185	1:48.879
941	27.037	1:48.285
55	36.133	1:55.585
21	38.411	1:53.543
69	40.132	1:53.606
12	40.225	1:53.931
17	49.505	1:59.821
161	50.069	1:59.142
6	52.126	1:59.592
251	1 Lap	2:14.781
77	1:00.999	1:54.180
166	1:01.765	1:54.205
26	1:03.198	1:58.295
75	1:12.595	1:53.167
14	1:15.305	1:55.962
62	1:15.396	1:54.601
30	1:16.207	1:56.009
5	1:28.793	2:06.961
122	1:35.854	2:00.307

Weather / Track : Cloudy / Wet

Cadwell Park: 2.1800 miles
Date: 07/07/2024 Start: 12:49 Finish: 13:00

Results can be found at www.tsl-timing.com

Printed - 13:03 Sunday, 07 July 2024

BMCRC - MRO Championships 2024 - Rnd 5 @ Cadwell Park

Rookie Minitwins & BMCRC Formula 400

RACE 6 - POSITION CHART

		Lap	1	2	3	4	5	6
No	Name	Pos						
115	DONKERSLEY	1	110	110	110	110	110	110
110	HAIGH	2	81	90	90	90	90	90
81	SIMS	3	90	81	81	81	81	81
17	BATE	4	17	55	55	55	606	606
12	WATT	5	115	17	17	606	941	941
26	LEE	6	69	69	69	941	55	55
90	RAPA	7	55	161	161	17	21	21
21	WATSON	8	161	21	21	21	12	69
69	PERRY	9	21	12	12	69	69	12
161	LAYTON	10	12	6	6	12	17	17
55	MANSON-CHUBB	11	6	26	941	161	161	161
6	BUSA	12	26	941	606	6	6	6
237	WOOD	13	941	606	26	26	26	77
606	BRYANT	14	606	77	77	77	77	166
14	DAVIES	15	77	166	166	166	166	26
941	WOOD	16	166	14	14	30	14	75
122	EGGINTON	17	14	30	30	14	75	14
77	CRISP	18	30	5	5	75	30	62
166	KING	19	122	75	75	62	62	30
5	BARRETT	20	5	62	62	5	5	5
75	SVENSEN	21	75	122	122	122	122	122
30	LUFF	22	62	173	173	173	173	
62	PRIESTLEY	23	173	251	251	251	251	
173	BUCHANAN	24	251					
251	FERRIS	25						

Weather / Track : Cloudy / Wet

Cadwell Park: 2.1800 miles
Date: 07/07/2024 Start: 12:49 Finish: 13:00

Results can be found at www.tsl-timing.com

Printed - 13:03 Sunday, 07 July 2024

BMCRC - MRO Championships 2024 - Rnd 5 @ Cadwell Park

Rookie Minitwins & BMCRC Formula 400

RACE 6 - SECTOR ANALYSIS

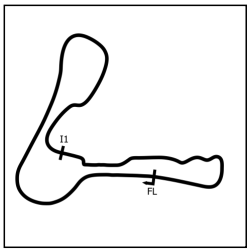

SECTOR 1 = FL to I1, SECTOR 2 = I1 to FL, DIFF = Difference To Personal Best Lap, P = Crossed Finish Line in Pit Lane, D = Time Disallowed

P1 110 F400_S Mark HAIGH — Aprilia RS250 - Chesterfield CarClinic/The Tuning Works

IDEAL LAP TIME : 1:48.571 BEST LAP TIME : 1:48.571 DIFFERENCE : 0.000

LAP	SECTOR 1	SECTOR 2	LAP TIME	MPH	DIFF	TIME OF DAY
1 -		49.365	2:00.748	64.99	12.177	12:51:17.260
2 -	1:03.610	48.473	1:52.083	70.02	3.512	12:53:09.343
3 -	1:03.792	47.546	1:51.338 (3)	70.48	2.767	12:55:00.681
4 -	1:02.562	47.458	1:50.020 (2)	71.33	1.449	12:56:50.701
5 -	***1:02.067***	***46.504***	***1:48.571 (1)***	***72.28***		***12:58:39.272***
6 -	1:02.584	50.273	1:52.857	69.53	4.286	13:00:32.129

P2 90 F400_S Steve RAPA — Honda RVF400 - My Own Fair Hands

IDEAL LAP TIME : 1:50.211 BEST LAP TIME : 1:50.211 DIFFERENCE : 0.000

LAP	SECTOR 1	SECTOR 2	LAP TIME	MPH	DIFF	TIME OF DAY
1 -		48.065	2:01.238	64.73	11.027	12:51:17.750
2 -	1:06.559	47.125	1:53.684	69.03	3.473	12:53:11.434
3 -	***1:03.389***	***46.822***	***1:50.211 (1)***	***71.20***		***12:55:01.645***
4 -	1:03.898	47.522	1:51.420	70.43	1.209	12:56:53.065
5 -	1:04.158	46.869	1:51.027 (2)	70.68	0.816	12:58:44.092
6 -	1:04.143	47.265	1:51.408 (3)	70.44	1.197	13:00:35.500

P3 81 F400_S/F Ollie SIMS — Kawasaki NINJA 400 - Motorbodies Weston ltd

IDEAL LAP TIME : 1:53.222 BEST LAP TIME : 1:53.301 DIFFERENCE : 0.079

LAP	SECTOR 1	SECTOR 2	LAP TIME	MPH	DIFF	TIME OF DAY
1 -		48.538	2:00.996	64.86	7.695	12:51:17.508
2 -	1:06.496	48.219	1:54.715	68.41	1.414	12:53:12.223
3 -	***1:05.855***	47.446	***1:53.301 (1)***	***69.26***		***12:55:05.524***
4 -	1:06.854	47.798	1:54.652	68.45	1.351	12:57:00.176
5 -	1:06.266	***47.367***	1:53.633 (2)	69.06	0.332	12:58:53.809
6 -	1:06.146	47.989	1:54.135 (3)	68.76	0.834	13:00:47.944

P4 606 RMT Robert BRYANT — Suzuki SV650 - R.B Plumbing & Heating

IDEAL LAP TIME : 1:48.695 BEST LAP TIME : 1:48.879 DIFFERENCE : 0.184

LAP	SECTOR 1	SECTOR 2	LAP TIME	MPH	DIFF	TIME OF DAY
1 -		47.807	2:28.076	53.00	39.197	12:51:44.588
2 -	1:05.003	47.940	1:52.943	69.48	4.064	12:53:37.531
3 -	1:04.593	46.843	1:51.436	70.42	2.557	12:55:28.967
4 -	1:04.677	46.072	1:50.749 (3)	70.86	1.870	12:57:19.716
5 -	***1:03.134***	46.585	1:49.719 (2)	71.52	0.840	12:59:09.435
6 -	1:03.318	***45.561***	***1:48.879 (1)***	***72.08***		***13:00:58.314***

P5 941 RMT Liam WOOD — Suzuki SV650 - GGL RACING

IDEAL LAP TIME : 1:48.285 BEST LAP TIME : 1:48.285 DIFFERENCE : 0.000

LAP	SECTOR 1	SECTOR 2	LAP TIME	MPH	DIFF	TIME OF DAY
1 -		47.679	2:27.779	53.10	39.494	12:51:44.291
2 -	1:04.633	47.623	1:52.256	69.91	3.971	12:53:36.547
3 -	1:04.670	47.551	1:52.221 (3)	69.93	3.936	12:55:28.768
4 -	1:05.218	47.876	1:53.094	69.39	4.809	12:57:21.862
5 -	1:02.164	46.855	1:49.019 (2)	71.98	0.734	12:59:10.881
6 -	***1:01.992***	***46.293***	***1:48.285 (1)***	***72.47***		***13:00:59.166***

P6 55 F400_S/F Magnus MANSON-CHUBB — Kawasaki ZXR400L -

IDEAL LAP TIME : 1:55.373 BEST LAP TIME : 1:55.585 DIFFERENCE : 0.212

LAP	SECTOR 1	SECTOR 2	LAP TIME	MPH	DIFF	TIME OF DAY
1 -		51.583	2:07.272	61.66	11.687	12:51:23.784
2 -	1:08.781	49.037	1:57.818	66.61	2.233	12:53:21.602
3 -	1:07.498	49.888	1:57.386 (3)	66.85	1.801	12:55:18.988
4 -	1:07.223	***48.806***	1:56.029 (2)	67.63	0.444	12:57:15.017
5 -	1:06.612	51.048	1:57.660	66.70	2.075	12:59:12.677
6 -	***1:06.567***	49.018	***1:55.585 (1)***	***67.89***		***13:01:08.262***

Weather / Track : Cloudy / Wet

Cadwell Park: 2.1800 miles
Date: 07/07/2024 Start: 12:49 Finish: 13:00

BMCRC - MRO Championships 2024 - Rnd 5 @ Cadwell Park

Rookie Minitwins & BMCRC Formula 400

RACE 6 - SECTOR ANALYSIS

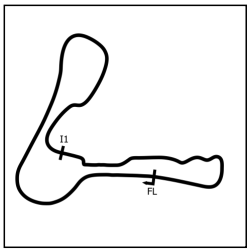

SECTOR 1 = FL to I1, SECTOR 2 = I1 to FL, DIFF = Difference To Personal Best Lap, P = Crossed Finish Line in Pit Lane, D = Time Disallowed

P7 21 F400_M Alan WATSON

Kawasaki ZXR 400 - Watson Racing

IDEAL LAP TIME : 1:52.854 BEST LAP TIME : 1:53.198 DIFFERENCE : 0.344

LAP	SECTOR 1	SECTOR 2	LAP TIME	MPH	DIFF	TIME OF DAY
1 -		52.052	2:09.654	60.53	16.456	12:51:26.166
2 -	1:08.545	51.857	2:00.402	65.18	7.204	12:53:26.568
3 -	1:08.759	50.995	1:59.754	65.53	6.556	12:55:26.322
4 -	1:07.526	49.951	1:57.477 (3)	66.80	4.279	12:57:23.799
5 -	1:05.959	***47.239***	***1:53.198 (1)***	***69.33***		***12:59:16.997***
6 -	***1:05.615***	47.928	1:53.543 (2)	69.11	0.345	13:01:10.540

P8 69 F400_M Kobe PERRY

-

IDEAL LAP TIME : 1:53.606 BEST LAP TIME : 1:53.606 DIFFERENCE : 0.000

LAP	SECTOR 1	SECTOR 2	LAP TIME	MPH	DIFF	TIME OF DAY
1 -		52.033	2:07.190	61.70	13.584	12:51:23.702
2 -	1:09.885	51.566	2:01.451	64.61	7.845	12:53:25.153
3 -	1:08.899	50.466	1:59.365	65.74	5.759	12:55:24.518
4 -	1:09.134	50.183	1:59.317 (3)	65.77	5.711	12:57:23.835
5 -	1:07.282	47.538	1:54.820 (2)	68.35	1.214	12:59:18.655
6 -	***1:06.352***	***47.254***	***1:53.606 (1)***	***69.08***		***13:01:12.261***

P9 12 F400_S Kade WATT

Kawasaki NINJA 400 - 3D Racing

IDEAL LAP TIME : 1:53.149 BEST LAP TIME : 1:53.149 DIFFERENCE : 0.000

LAP	SECTOR 1	SECTOR 2	LAP TIME	MPH	DIFF	TIME OF DAY
1 -		53.273	2:09.897	60.41	16.748	12:51:26.409
2 -	1:08.821	52.681	2:01.502	64.59	8.353	12:53:27.911
3 -	1:07.125	51.328	1:58.453 (3)	66.25	5.304	12:55:26.364
4 -	1:07.625	51.285	1:58.910	66.00	5.761	12:57:25.274
5 -	***1:05.396***	***47.753***	***1:53.149 (1)***	***69.36***		***12:59:18.423***
6 -	1:05.595	48.336	1:53.931 (2)	68.88	0.782	13:01:12.354

P10 17 F400_S Freddie BATE

Kawasaki ZXR400 - Hartjay

IDEAL LAP TIME : 1:58.689 BEST LAP TIME : 1:58.689 DIFFERENCE : 0.000

LAP	SECTOR 1	SECTOR 2	LAP TIME	MPH	DIFF	TIME OF DAY
1 -		51.179	2:05.892	62.33	7.203	12:51:22.404
2 -	1:10.584	50.652	2:01.236	64.73	2.547	12:53:23.640
3 -	1:10.058	50.248	2:00.306	65.23	1.617	12:55:23.946
4 -	1:09.441	49.737	1:59.178 (2)	65.85	0.489	12:57:23.124
5 -	***1:09.268***	***49.421***	***1:58.689 (1)***	***66.12***		***12:59:21.813***
6 -	1:09.625	50.196	1:59.821 (3)	65.49	1.132	13:01:21.634

P11 161 F400_R Aleisha LAYTON

Kawasaki NINJA 400 -

IDEAL LAP TIME : 1:57.526 BEST LAP TIME : 1:57.526 DIFFERENCE : 0.000

LAP	SECTOR 1	SECTOR 2	LAP TIME	MPH	DIFF	TIME OF DAY
1 -		51.940	2:09.199	60.74	11.673	12:51:25.711
2 -	1:08.647	51.722	2:00.369	65.20	2.843	12:53:26.080
3 -	1:08.681	50.434	1:59.115 (2)	65.88	1.589	12:55:25.195
4 -	1:09.558	50.777	2:00.335	65.21	2.809	12:57:25.530
5 -	***1:07.596***	***49.930***	***1:57.526 (1)***	***66.77***		***12:59:23.056***
6 -	1:08.438	50.704	1:59.142 (3)	65.87	1.616	13:01:22.198

P12 6 F400_S Kian BUSA

Kawasaki 400 NINJA - iActiveRC

IDEAL LAP TIME : 1:57.615 BEST LAP TIME : 1:57.615 DIFFERENCE : 0.000

LAP	SECTOR 1	SECTOR 2	LAP TIME	MPH	DIFF	TIME OF DAY
1 -		53.086	2:10.934	59.93	13.319	12:51:27.446
2 -	1:09.445	51.735	2:01.180	64.76	3.565	12:53:28.626
3 -	1:08.222	50.657	1:58.879 (2)	66.01	1.264	12:55:27.505
4 -	1:07.761	51.782	1:59.543 (3)	65.65	1.928	12:57:27.048
5 -	***1:07.712***	***49.903***	***1:57.615 (1)***	***66.72***		***12:59:24.663***
6 -	1:09.065	50.527	1:59.592	65.62	1.977	13:01:24.255

Weather / Track : Cloudy / Wet

Cadwell Park: 2.1800 miles
Date: 07/07/2024 Start: 12:49 Finish: 13:00

BMCRC - MRO Championships 2024 - Rnd 5 @ Cadwell Park

Rookie Minitwins & BMCRC Formula 400

RACE 6 - SECTOR ANALYSIS

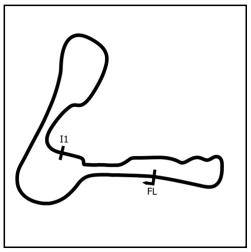

SECTOR 1 = FL to I1, SECTOR 2 = I1 to FL, DIFF = Difference To Personal Best Lap, P = Crossed Finish Line in Pit Lane, D = Time Disallowed

P13 77 RMT Joshua CRISP — Suzuki SV650 - JMC GUITARWORKS

IDEAL LAP TIME : 1:54.180 BEST LAP TIME : 1:54.180 DIFFERENCE : 0.000

LAP	SECTOR 1	SECTOR 2	LAP TIME	MPH	DIFF	TIME OF DAY
1 -		49.805	2:34.634	50.75	40.454	12:51:51.146
2 -	1:07.689	49.759	1:57.448	66.82	3.268	12:53:48.594
3 -	1:07.969	49.990	1:57.959	66.53	3.779	12:55:46.553
4 -	1:07.245	49.103	1:56.348 (3)	67.45	2.168	12:57:42.901
5 -	1:07.201	48.846	1:56.047 (2)	67.62	1.867	12:59:38.948
6 -	***1:05.822***	***48.358***	***1:54.180 (1)***	***68.73***		***13:01:33.128***

P14 166 RMT Ben KING — Suzuki SV650 -

IDEAL LAP TIME : 1:54.205 BEST LAP TIME : 1:54.205 DIFFERENCE : 0.000

LAP	SECTOR 1	SECTOR 2	LAP TIME	MPH	DIFF	TIME OF DAY
1 -		50.162	2:35.663	50.41	41.458	12:51:52.175
2 -	1:08.455	49.258	1:57.713	66.67	3.508	12:53:49.888
3 -	1:08.141	49.451	1:57.592	66.73	3.387	12:55:47.480
4 -	1:07.913	48.837	1:56.750 (3)	67.22	2.545	12:57:44.230
5 -	1:07.005	48.454	1:55.459 (2)	67.97	1.254	12:59:39.689
6 -	***1:06.344***	***47.861***	***1:54.205 (1)***	***68.71***		***13:01:33.894***

P15 26 F400_S Damian LEE — Yamaha TZR250 - Leed Autos

IDEAL LAP TIME : 1:58.295 BEST LAP TIME : 1:58.295 DIFFERENCE : 0.000

LAP	SECTOR 1	SECTOR 2	LAP TIME	MPH	DIFF	TIME OF DAY
1 -		52.823	2:12.168	59.37	13.873	12:51:28.680
2 -	1:10.735	53.227	2:03.962	63.31	5.667	12:53:32.642
3 -	1:10.141	52.307	2:02.448	64.09	4.153	12:55:35.090
4 -	1:09.401	52.140	2:01.541 (3)	64.57	3.246	12:57:36.631
5 -	1:08.883	51.518	2:00.401 (2)	65.18	2.106	12:59:37.032
6 -	***1:08.529***	***49.766***	***1:58.295 (1)***	***66.34***		***13:01:35.327***

P16 75 RMT Tom SVENSEN — Suzuki SV650 - Team TSR - HCL Car sales

IDEAL LAP TIME : 1:53.167 BEST LAP TIME : 1:53.167 DIFFERENCE : 0.000

LAP	SECTOR 1	SECTOR 2	LAP TIME	MPH	DIFF	TIME OF DAY
1 -		53.419	2:41.263	48.66	48.096	12:51:57.775
2 -	1:10.628	51.480	2:02.108	64.27	8.941	12:53:59.883
3 -	1:08.751	50.452	1:59.203	65.83	6.036	12:55:59.086
4 -	1:07.594	48.754	1:56.348 (3)	67.45	3.181	12:57:55.434
5 -	1:07.279	48.844	1:56.123 (2)	67.58	2.956	12:59:51.557
6 -	***1:04.773***	***48.394***	***1:53.167 (1)***	***69.34***		***13:01:44.724***

P17 14 RMT George DAVIES — Suzuki SV650 - Little T's Childcare , JClay Fitness

IDEAL LAP TIME : 1:55.535 BEST LAP TIME : 1:55.962 DIFFERENCE : 0.427

LAP	SECTOR 1	SECTOR 2	LAP TIME	MPH	DIFF	TIME OF DAY
1 -		54.001	2:40.318	48.95	44.356	12:51:56.830
2 -	1:10.631	52.014	2:02.645	63.99	6.683	12:53:59.475
3 -	1:08.253	50.282	1:58.535	66.20	2.573	12:55:58.010
4 -	1:08.093	49.226	1:57.319 (3)	66.89	1.357	12:57:55.329
5 -	1:07.156	***48.987***	1:56.143 (2)	67.57	0.181	12:59:51.472
6 -	***1:06.548***	49.414	***1:55.962 (1)***	***67.67***		***13:01:47.434***

P18 62 RMT Max PRIESTLEY — Suzuki SV650 - Mum and Dad

IDEAL LAP TIME : 1:54.601 BEST LAP TIME : 1:54.601 DIFFERENCE : 0.000

LAP	SECTOR 1	SECTOR 2	LAP TIME	MPH	DIFF	TIME OF DAY
1 -		53.253	2:41.812	48.50	47.211	12:51:58.324
2 -	1:10.734	51.114	2:01.848	64.40	7.247	12:54:00.172
3 -	1:09.351	49.840	1:59.191	65.84	4.590	12:55:59.363
4 -	1:08.280	49.118	1:57.398 (3)	66.85	2.797	12:57:56.761
5 -	1:07.099	49.064	1:56.163 (2)	67.56	1.562	12:59:52.924
6 -	***1:05.755***	***48.846***	***1:54.601 (1)***	***68.48***		***13:01:47.525***

Weather / Track : Cloudy / Wet

Cadwell Park: 2.1800 miles
Date: 07/07/2024 Start: 12:49 Finish: 13:00

BMCRC - MRO Championships 2024 - Rnd 5 @ Cadwell Park

Rookie Minitwins & BMCRC Formula 400

RACE 6 - SECTOR ANALYSIS

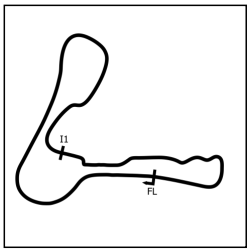

SECTOR 1 = FL to I1, SECTOR 2 = I1 to FL, DIFF = Difference To Personal Best Lap, P = Crossed Finish Line in Pit Lane, D = Time Disallowed

P19 30 RMT David LUFF — Suzuki SV 650 - ATP & Sarah O'Neill

IDEAL LAP TIME : 1:55.942 BEST LAP TIME : 1:56.009 DIFFERENCE : 0.067

LAP	SECTOR 1	SECTOR 2	LAP TIME	MPH	DIFF	TIME OF DAY
1 -		53.620	2:40.955	48.75	44.946	12:51:57.467
2 -	1:10.173	51.950	2:02.123	64.26	6.114	12:53:59.590
3 -	1:08.702	49.806	1:58.508	66.22	2.499	12:55:58.098
4 -	1:07.698	***48.754***	1:56.452 **(2)**	67.39	0.443	12:57:54.550
5 -	1:08.879	48.898	1:57.777 **(3)**	66.63	1.768	12:59:52.327
6 -	***1:07.188***	48.821	***1:56.009*** **(1)**	***67.65***		***13:01:48.336***

P20 5 RMT William BARRETT — Suzuki SV650 -

IDEAL LAP TIME : 1:56.976 BEST LAP TIME : 1:57.042 DIFFERENCE : 0.066

LAP	SECTOR 1	SECTOR 2	LAP TIME	MPH	DIFF	TIME OF DAY
1 -		53.327	2:41.158	48.69	44.116	12:51:57.670
2 -	1:10.523	51.617	2:02.140	64.25	5.098	12:53:59.810
3 -	1:08.725	50.398	1:59.123 **(3)**	65.88	2.081	12:55:58.933
4 -	1:07.894	50.092	1:57.986 **(2)**	66.51	0.944	12:57:56.919
5 -	***1:07.207***	49.835	***1:57.042*** **(1)**	***67.05***		***12:59:53.961***
6 -	1:17.192	***49.769***	2:06.961	61.81	9.919	13:02:00.922

P21 122 RMT James EGGINTON — Suzuki SV650 - Advance Computer Services - www.ACS.co.uk

IDEAL LAP TIME : 2:00.307 BEST LAP TIME : 2:00.307 DIFFERENCE : 0.000

LAP	SECTOR 1	SECTOR 2	LAP TIME	MPH	DIFF	TIME OF DAY
1 -		54.265	2:41.044	48.73	40.737	12:51:57.556
2 -	1:11.854	53.579	2:05.433	62.56	5.126	12:54:02.989
3 -	1:09.811	52.666	2:02.477	64.07	2.170	12:56:05.466
4 -	1:09.690	51.865	2:01.555 **(3)**	64.56	1.248	12:58:07.021
5 -	1:09.377	51.278	2:00.655 **(2)**	65.04	0.348	13:00:07.676
6 -	***1:09.077***	***51.230***	***2:00.307*** **(1)**	***65.23***		***13:02:07.983***

P22 173 RMT Alex BUCHANAN — Suzuki SV650 - Novus Resourcing

IDEAL LAP TIME : 2:06.197 BEST LAP TIME : 2:06.197 DIFFERENCE : 0.000

LAP	SECTOR 1	SECTOR 2	LAP TIME	MPH	DIFF	TIME OF DAY
1 -		55.913	2:45.885	47.31	39.688	12:52:02.397
2 -	1:15.715	53.162	2:08.877	60.89	2.680	12:54:11.274
3 -	1:15.202	53.088	2:08.290 **(3)**	61.17	2.093	12:56:19.564
4 -	1:13.995	53.526	2:07.521 **(2)**	61.54	1.324	12:58:27.085
5 -	***1:13.782***	***52.415***	***2:06.197*** **(1)**	***62.18***		***13:00:33.282***

P23 251 RMT Craig FERRIS — Suzuki SV650 - IMP Racing

IDEAL LAP TIME : 2:14.781 BEST LAP TIME : 2:14.781 DIFFERENCE : 0.000

LAP	SECTOR 1	SECTOR 2	LAP TIME	MPH	DIFF	TIME OF DAY
1 -		1:01.893	3:02.423	43.02	47.642	12:52:18.935
2 -	1:22.689	57.558	2:20.247	55.95	5.466	12:54:39.182
3 -	1:20.399	58.198	2:18.597 **(3)**	56.62	3.816	12:56:57.779
4 -	1:19.626	57.082	2:16.708 **(2)**	57.40	1.927	12:59:14.487
5 -	***1:19.388***	***55.393***	***2:14.781*** **(1)**	***58.22***		***13:01:29.268***

P24 115 F400_M Jake DONKERSLEY — Kawasaki ZX4RR -

IDEAL LAP TIME : 2:01.886 BEST LAP TIME : DIFFERENCE :

LAP	SECTOR 1	SECTOR 2	LAP TIME	MPH	DIFF	TIME OF DAY
1 -		***52.041***	2:06.916	61.83		12:51:23.428

BMCRC - MRO Championships 2024 - Rnd 5 @ Cadwell Park

Rookie Minitwins & BMCRC Formula 400

RACE 6 - BEST SECTORS

SECTOR 1				SECTOR 2			IDEAL / BEST COMPARISON					
POS	NO	NAME	TIME	NO	NAME	TIME	POS	NO	NAME	IDEAL	BEST	DIFF
									PERFECT LAP	1:47.553		
1	941	WOOD	1:01.992	606	BRYANT	45.561	1	941	WOOD	1:48.285	1:48.285	0.000
2	110	HAIGH	1:02.067	941	WOOD	46.293	2	110	HAIGH	1:48.571	1:48.571	0.000
3	606	BRYANT	1:03.134	110	HAIGH	46.504	3	606	BRYANT	1:48.695	1:48.879	0.184
4	90	RAPA	1:03.389	90	RAPA	46.822	4	90	RAPA	1:50.211	1:50.211	0.000
5	75	SVENSEN	1:04.773	21	WATSON	47.239	5	21	WATSON	1:52.854	1:53.198	0.344
6	12	WATT	1:05.396	69	PERRY	47.254	6	12	WATT	1:53.149	1:53.149	0.000
7	21	WATSON	1:05.615	81	SIMS	47.367	7	75	SVENSEN	1:53.167	1:53.167	0.000
8	62	PRIESTLEY	1:05.755	12	WATT	47.753	8	81	SIMS	1:53.222	1:53.301	0.079
9	77	CRISP	1:05.822	166	KING	47.861	9	69	PERRY	1:53.606	1:53.606	0.000
10	81	SIMS	1:05.855	77	CRISP	48.358	10	77	CRISP	1:54.180	1:54.180	0.000
11	166	KING	1:06.344	75	SVENSEN	48.394	11	166	KING	1:54.205	1:54.205	0.000
12	69	PERRY	1:06.352	30	LUFF	48.754	12	62	PRIESTLEY	1:54.601	1:54.601	0.000
13	14	DAVIES	1:06.548	55	MANSON-CHUBB	48.806	13	55	MANSON-CHUBB	1:55.373	1:55.585	0.212
14	55	MANSON-CHUBB	1:06.567	62	PRIESTLEY	48.846	14	14	DAVIES	1:55.535	1:55.962	0.427
15	30	LUFF	1:07.188	14	DAVIES	48.987	15	30	LUFF	1:55.942	1:56.009	0.067
16	5	BARRETT	1:07.207	17	BATE	49.421	16	5	BARRETT	1:56.976	1:57.042	0.066
17	161	LAYTON	1:07.596	26	LEE	49.766	17	161	LAYTON	1:57.526	1:57.526	0.000
18	6	BUSA	1:07.712	5	BARRETT	49.769	18	6	BUSA	1:57.615	1:57.615	0.000
19	26	LEE	1:08.529	6	BUSA	49.903	19	26	LEE	1:58.295	1:58.295	0.000
20	122	EGGINTON	1:09.077	161	LAYTON	49.930	20	17	BATE	1:58.689	1:58.689	0.000
21	17	BATE	1:09.268	122	EGGINTON	51.230	21	122	EGGINTON	2:00.307	2:00.307	0.000
22	115	DONKERSLEY	1:09.845	115	DONKERSLEY	52.041	22	115	DONKERSLEY	2:01.886		
23	173	BUCHANAN	1:13.782	173	BUCHANAN	52.415	23	173	BUCHANAN	2:06.197	2:06.197	0.000
24	251	FERRIS	1:19.388	251	FERRIS	55.393	24	251	FERRIS	2:14.781	2:14.781	0.000
25												

Weather / Track : Cloudy / Wet

Cadwell Park: 2.1800 miles
Date: 07/07/2024 Start: 12:49 Finish: 13:00

Results can be found at www.tsl-timing.com

Printed - 13:03 Sunday, 07 July 2024

BMCRC - MRO Championships 2024 - Rnd 5 @ Cadwell Park

Rookie Minitwins & BMCRC Formula 400

RACE 6 - STATISTICS

Competitors Started	25
Planned Start	2024-07-07 @ 12:00:00.000
Actual Start	2024-07-07 @ 12:49:16.511
Finish Time	2024-07-07 @ 13:00:32.128
Track Length	2.1800mi.
Total Laps	137
Total Distance Covered	298.6625mi.

Session Fastest Lap History

NO	CL	NAME	LAP TIME	TIME OF DAY	LAP	VEHICLE
110	F400_S	**Mark HAIGH**	**1:52.083**	12:53:09.369	2	Aprilia RS250
110	F400_S	**Mark HAIGH**	**1:51.338**	12:55:00.706	3	Aprilia RS250
90	F400_S	**Steve RAPA**	**1:50.211**	12:55:01.663	3	Honda RVF400
110	F400_S	**Mark HAIGH**	**1:50.020**	12:56:50.726	4	Aprilia RS250
110	F400_S	**Mark HAIGH**	**1:48.571**	12:58:39.298	5	Aprilia RS250
941	RMT	**Liam WOOD**	**1:48.285**	13:00:59.178	6	Suzuki SV650

Session Leader History

NO	CL	NAME	FROM LAP	LAPS LED	DISTANCE	VEHICLE
110	F400_S	**Mark HAIGH**	1	6	13.08 miles	Aprilia RS250

Flag History

TYPE	TIME OF DAY
GREEN	12:49:16.511
FINISH	13:00:32.128

Flag Statistics

TYPE	COUNT	TOTAL LAPS	TOTAL TIME
Green	1	6	12:59.864
Red	0	0	0.000
Safety Car	0	0	0.000
FCY	0	0	0.000

Weather / Track : Cloudy / Wet

Cadwell Park: 2.1800 miles
Date: 07/07/2024 Start: 12:49 Finish: 13:00

BMCRC - MRO Championships 2024 - Rnd 5 @ Cadwell Park

Rookie Minitwins & BMCRC Formula 400

RACE 6 - STATISTICS

CLASS : F400_M

3 Starters

Fastest Lap History

NO	NAME	LAP TIME	TIME OF DAY	LAP	VEHICLE
69	**Kobe PERRY**	**2:01.451**	12:53:25.188	2	
21	**Alan WATSON**	**2:00.402**	12:53:26.586	2	Kawasaki ZXR 400
69	**Kobe PERRY**	**1:59.365**	12:55:24.554	3	
21	**Alan WATSON**	**1:57.477**	12:57:23.819	4	Kawasaki ZXR 400
21	**Alan WATSON**	**1:53.198**	12:59:17.015	5	Kawasaki ZXR 400

Leader History

NO	NAME	FROM LAP	LAPS LED	DISTANCE	VEHICLE
115	**Jake DONKERSLEY**	1	1	2.18 miles	Kawasaki ZX4RR
69	**Kobe PERRY**	2	2	4.36 miles	
21	**Alan WATSON**	4	3	6.54 miles	Kawasaki ZXR 400

Weather / Track : Cloudy / Wet

Cadwell Park: 2.1800 miles
Date: 07/07/2024 Start: 12:49 Finish: 13:00

BMCRC - MRO Championships 2024 - Rnd 5 @ Cadwell Park

Rookie Minitwins & BMCRC Formula 400

RACE 6 - STATISTICS

CLASS : F400_R

1 Starters

Fastest Lap History

NO	NAME	LAP TIME	TIME OF DAY	LAP	VEHICLE
161	**Aleisha LAYTON**	**2:00.369**	12:53:26.119	2	Kawasaki NINJA 400
161	**Aleisha LAYTON**	**1:59.115**	12:55:25.235	3	Kawasaki NINJA 400
161	**Aleisha LAYTON**	**1:57.526**	12:59:23.094	5	Kawasaki NINJA 400

Leader History

NO	NAME	FROM LAP	LAPS LED	DISTANCE	VEHICLE
161	**Aleisha LAYTON**	1	6	13.08 miles	Kawasaki NINJA 400

BMCRC - MRO Championships 2024 - Rnd 5 @ Cadwell Park

Rookie Minitwins & BMCRC Formula 400

RACE 6 - STATISTICS

CLASS : F400_S

6 Starters

Fastest Lap History

NO	NAME	LAP TIME	TIME OF DAY	LAP	VEHICLE
110	**Mark HAIGH**	**1:52.083**	12:53:09.369	2	Aprilia RS250
110	**Mark HAIGH**	**1:51.338**	12:55:00.706	3	Aprilia RS250
90	**Steve RAPA**	**1:50.211**	12:55:01.663	3	Honda RVF400
110	**Mark HAIGH**	**1:50.020**	12:56:50.726	4	Aprilia RS250
110	**Mark HAIGH**	**1:48.571**	12:58:39.298	5	Aprilia RS250

Leader History

NO	NAME	FROM LAP	LAPS LED	DISTANCE	VEHICLE
110	**Mark HAIGH**	1	6	13.08 miles	Aprilia RS250

Weather / Track : Cloudy / Wet

Cadwell Park: 2.1800 miles
Date: 07/07/2024 Start: 12:49 Finish: 13:00

BMCRC - MRO Championships 2024 - Rnd 5 @ Cadwell Park

Rookie Minitwins & BMCRC Formula 400

RACE 6 - STATISTICS

CLASS : F400_S/R

2 Starters

Fastest Lap History

NO	NAME	LAP TIME	TIME OF DAY	LAP	VEHICLE
81	**Ollie SIMS**	**1:54.715**	12:53:12.237	2	Kawasaki NINJA 400
81	**Ollie SIMS**	**1:53.301**	12:55:05.538	3	Kawasaki NINJA 400

Leader History

NO	NAME	FROM LAP	LAPS LED	DISTANCE	VEHICLE
81	**Ollie SIMS**	1	6	13.08 miles	Kawasaki NINJA 400

Weather / Track : Cloudy / Wet

Cadwell Park: 2.1800 miles
Date: 07/07/2024 Start: 12:49 Finish: 13:00

BMCRC - MRO Championships 2024 - Rnd 5 @ Cadwell Park

Rookie Minitwins & BMCRC Formula 400

RACE 6 - STATISTICS

CLASS : RMT

13 Starters

Fastest Lap History

NO	NAME	LAP TIME	TIME OF DAY	LAP	VEHICLE
941	**Liam WOOD**	**1:52.256**	12:53:36.559	2	Suzuki SV650
941	**Liam WOOD**	**1:52.221**	12:55:28.780	3	Suzuki SV650
606	**Robert BRYANT**	**1:51.436**	12:55:28.975	3	Suzuki SV650
606	**Robert BRYANT**	**1:50.749**	12:57:19.724	4	Suzuki SV650
606	**Robert BRYANT**	**1:49.719**	12:59:09.443	5	Suzuki SV650
941	**Liam WOOD**	**1:49.019**	12:59:10.893	5	Suzuki SV650
606	**Robert BRYANT**	**1:48.879**	13:00:58.321	6	Suzuki SV650
941	**Liam WOOD**	**1:48.285**	13:00:59.178	6	Suzuki SV650

Leader History

NO	NAME	FROM LAP	LAPS LED	DISTANCE	VEHICLE
941	**Liam WOOD**	1	3	6.54 miles	Suzuki SV650
606	**Robert BRYANT**	4	3	6.54 miles	Suzuki SV650

Weather / Track : Cloudy / Wet

Cadwell Park: 2.1800 miles
Date: 07/07/2024 Start: 12:49 Finish: 13:00

BMCRC - MRO Championships 2024 - Rnd 5 @ Cadwell Park

Rookie Minitwins & BMCRC Formula 400

RACE 17 - GRID (6 Laps)

BMCRC FORMULA 400

BMCRC ROOKIE MINITWINS

ROW 12	34 164 Adam FEARNLEY	1	1
ROW 11	31 251 Craig FERRIS 2:14.781	32 177 Michael HOPKINS	33 444 Brian HARRISON
ROW 10	28 5 William BARRETT 1:57.042	29 122 James EGGINTON 2:00.307	30 173 Alex BUCHANAN 2:06.197
ROW 9	25 237 Tim WOOD	26 14 George DAVIES 1:55.962	27 30 David LUFF 1:56.009
ROW 8	22 77 Joshua CRISP 1:54.180	23 166 Ben KING 1:54.205	24 62 Max PRIESTLEY 1:54.601
ROW 7	19 941 Liam WOOD 1:48.285	20 606 Robert BRYANT 1:48.879	21 75 Tom SVENSEN 1:53.167
ROW 6	16	17	18
ROW 5	13 67 Simon HARVEY	14 631 Angela CRAGG	15
ROW 4	10 6 Kian BUSA 1:57.615	11 26 Damian LEE 1:58.295	12 17 Freddie BATE 1:58.689
ROW 3	7 115 Jake DONKERSLEY	8 55 Magnus MANSON-CHUBB 1:55.585	9 161 Aleisha LAYTON 1:57.526
ROW 2	4 21 Alan WATSON 1:53.198	5 81 Ollie SIMS 1:53.301	6 69 Kobe PERRY 1:53.606
ROW 1	1 110 Mark HAIGH 1:48.571 **Pole**	2 90 Steve RAPA 1:50.211	3 12 Kade WATT 1:53.149

These results are provisional until the conclusion of any judicial and technical matters.

Cadwell Park: 2.1800 miles

Clerk Of Course:	Stewards:	Timekeeper: Craig Smith	

Results can be found at www.tsl-timing.com

Printed - 13:06 Sunday, 07 July 2024

BMCRC - MRO Championships 2024 - Rnd 5 @ Cadwell Park

Rookie Minitwins & BMCRC Formula 400

RACE 17 - CLASSIFICATION

Race Distance: 5 Laps / 10.90 miles

POS	NO	CL	PIC	NAME	ENTRY	LAPS	TIME	GAP	DIFF	MPH	BEST	ON	GRD	↑↓
1	110	F400_S	1	Mark HAIGH	Aprilia RS250 - Chesterfield CarClinic/The Tuning Works	5	8:54.904			73.35	1:44.862	2	1	0
2	115	F400_M	1	Jake DONKERSLEY	Kawasaki ZX4RR -	5	8:58.980	4.076	4.076	72.80	1:45.528	4	7	5
3	81	F400_S/R	1	Ollie SIMS	Kawasaki NINJA 400 - Motorbodies Weston ltd	5	9:02.449	7.545	3.469	72.33	1:46.478	3	5	2
4	12	F400_S	2	Kade WATT	Kawasaki NINJA 400 - 3D Racing	5	9:03.550	8.646	1.101	72.19	1:46.261	3	3	-1
5	17	F400_S	3	Freddie BATE	Kawasaki ZXR400 - Hartjay	5	9:04.853	9.949	1.303	72.01	1:46.804	2	12	7
6	21	F400_M	2	Alan WATSON	Kawasaki ZXR 400 - Watson Racing	5	9:11.518	16.614	6.665	71.14	1:48.220	4	4	-2
7	26	F400_S	4	Damian LEE	Yamaha TZR250 - Leed Autos	5	9:11.875	16.971	0.357	71.10	1:48.027	4	11	4
8	69	F400_M	3	Kobe PERRY	-	5	9:19.134	24.230	7.259	70.18	1:49.947	2	6	-2
9	941	RMT	1	Liam WOOD	Suzuki SV650 - GGL RACING	5	9:21.715	26.811	2.581	69.85	1:44.609	4	15	6
10	55	F400_S/R	2	Magnus MANSON-CHUBB	Kawasaki ZXR400L -	5	9:27.604	32.700	5.889	69.13	1:50.768	4	8	-2
11	161	F400_S	5	Aleisha LAYTON	Kawasaki NINJA 400 -	5	9:28.002	33.098	0.398	69.08	1:51.250	3	9	-2
12	14	RMT	2	George DAVIES	Suzuki SV650 - Little T's Childcare , JClay Fitness	5	9:41.516	46.612	13.514	67.47	1:47.909	4	22	10
13	77	RMT	3	Joshua CRISP	Suzuki SV650 - JMC GUITARWORKS	5	9:45.456	50.552	3.940	67.02	1:49.080	5	18	5
14	75	RMT	4	Tom SVENSEN	Suzuki SV650 - Team TSR - HCL Car sales	5	9:46.472	51.568	1.016	66.90	1:49.262	5	17	3
15	122	RMT	5	James EGGINTON	Suzuki SV650 - Advance Computer Services - www.ACS.co	5	9:47.786	52.882	1.314	66.75	1:48.451	5	25	10
16	166	RMT	6	Ben KING	Suzuki SV650 -	5	9:48.991	54.087	1.205	66.62	1:48.582	5	19	3
17	5	RMT	7	William BARRETT	Suzuki SV650 -	5	9:49.287	54.383	0.296	66.58	1:48.961	5	24	7
18	237	RMT	8	Tim WOOD	Suzuki SV650S - Hel Performance	5	9:50.570	55.666	1.283	66.44	1:47.235	5	21	3
19	62	RMT	9	Max PRIESTLEY	Suzuki SV650 - Mum and Dad	5	9:58.575	1:03.671	8.005	65.55	1:51.425	5	20	1
20	6	F400_S	6	Kian BUSA	Kawasaki 400 NINJA - iActiveRC	5	10:03.428	1:08.524	4.853	65.02	1:57.885	4	10	-10
21	30	RMT	10	David LUFF	Suzuki SV 650 - ATP & Sarah O'Neill	5	10:18.489	1:23.585	15.061	63.44	1:55.565	4	23	2
22	173	RMT	11	Alex BUCHANAN	Suzuki SV650 - Novus Resourcing	5	10:18.589	1:23.685	0.100	63.43	1:55.517	4	26	4

NOT CLASSIFIED

DNF	90	F400_S		Steve RAPA	Honda RVF400 - My Own Fair Hands	0							2	
DNF	606	RMT		Robert BRYANT	Suzuki SV650 - R.B Plumbing & Heating	0							16	

FASTEST LAP

941	RMT	Liam WOOD	Suzuki SV650 - GGL RACING	4	1:44.609	75.02 mph	120.73 kph
110	F400_S	Mark HAIGH	Aprilia RS250 - Chesterfield CarClinic/The Tuning Works	2	1:44.862	74.84 mph	120.44 kph
115	F400_M	Jake DONKERSLEY	Kawasaki ZX4RR -	4	1:45.528	74.36 mph	119.68 kph
81	F400_S/R	Ollie SIMS	Kawasaki NINJA 400 - Motorbodies Weston ltd	3	1:46.478	73.70 mph	118.61 kph

Comments:
Class F400_S - 92.5% of Race Speed = 67.84 mph
Class F400_M - 92.5% of Race Speed = 67.34 mph
Class F400_S/R - 92.5% of Race Speed = 66.90 mph
Class RMT - 92.5% of Race Speed = 64.61 mph

Weather / Track : Cloudy / Dry
These results are provisional until the conclusion of any judicial and technical matters.

Date: 07/07/2024 Start: 16:56 Finish: 17:05
Cadwell Park: 2.1800 miles

Clerk Of Course:	Stewards:	Timekeeper: Craig Smith	

Results can be found at www.tsl-timing.com

Printed - 17:07 Sunday, 07 July 2024

BMCRC - MRO Championships 2024 - Rnd 5 @ Cadwell Park

Rookie Minitwins & BMCRC Formula 400

RACE 17 - LAP CHART

LAP 1 @ 16:58:01.974

NO	BEHIND	LAP TIME
110		1:51.727
12	1.778	1:53.505
81	2.506	1:54.233
69	2.853	1:54.580
115	2.938	1:54.665
17	3.851	1:55.578
21	4.897	1:56.624
26	5.460	1:57.187
55	7.603	1:59.330
161	8.365	2:00.092
6	13.930	2:05.657
941	28.279	2:20.006
77	33.054	2:24.781
75	34.812	2:26.539
14	35.049	2:26.776
166	37.034	2:28.761
5	37.597	2:29.324
122	37.682	2:29.409
62	38.347	2:30.074
237	41.132	2:32.859
173	41.540	2:33.267
30	42.772	2:34.499

LAP 2 @ 16:59:46.836

NO	BEHIND	LAP TIME
110		1:44.862
115	4.136	1:46.060
12	5.151	1:48.235
81	5.467	1:47.823
17	5.793	1:46.804
69	7.938	1:49.947
21	8.545	1:48.510
26	9.113	1:48.515
55	15.799	1:53.058
161	16.025	1:52.522
6	27.164	1:58.096
941	28.203	1:44.786
77	38.960	1:50.768
14	39.044	1:48.857
75	40.006	1:50.056
5	43.554	1:50.819
166	44.099	1:51.927
122	44.291	1:51.471
62	46.483	1:52.998
237	48.456	1:52.186
173	52.975	1:56.297
30	54.008	1:56.098

LAP 3 @ 17:01:32.256

NO	BEHIND	LAP TIME
110		1:45.420
115	5.106	1:46.390
12	5.992	1:46.261
81	6.525	1:46.478
17	7.670	1:47.297
21	12.171	1:49.046
26	12.481	1:48.788
69	13.442	1:50.924
161	21.855	1:51.250
55	23.265	1:52.886
941	28.710	1:45.927
6	40.020	1:58.276
14	43.124	1:49.500
77	44.402	1:50.862
75	45.097	1:50.511
5	48.035	1:49.901
122	48.575	1:49.704
166	49.292	1:50.613
237	52.839	1:49.803
62	53.286	1:52.223
30	1:04.262	1:55.674
173	1:04.464	1:56.909

LAP 4 @ 17:03:18.732

NO	BEHIND	LAP TIME
110		1:46.476
115	4.158	1:45.528
12	6.398	1:46.882
81	6.622	1:46.573
17	8.901	1:47.707
21	13.915	1:48.220
26	14.032	1:48.027
69	18.183	1:51.217
161	26.665	1:51.286
941	26.843	1:44.609
55	27.557	1:50.768
14	44.557	1:47.909
77	47.891	1:49.965
75	48.725	1:50.104
122	50.850	1:48.751
6	51.429	1:57.885
5	51.841	1:50.282
166	51.924	1:49.108
237	54.850	1:48.487
62	58.665	1:51.855
30	1:13.351	1:55.565
173	1:13.505	1:55.517

LAP 5 @ 17:05:05.151

NO	BEHIND	LAP TIME
110		1:46.419
115	4.076	1:46.337
81	7.545	1:47.342
12	8.646	1:48.667
17	9.949	1:47.467
21	16.614	1:49.118
26	16.971	1:49.358
69	24.230	1:52.466
941	26.811	1:46.387
55	32.700	1:51.562
161	33.098	1:52.852
14	46.612	1:48.474
77	50.552	1:49.080
75	51.568	1:49.262
122	52.882	1:48.451
166	54.087	1:48.582
5	54.383	1:48.961
237	55.666	1:47.235
62	1:03.671	1:51.425
6	1:08.524	2:03.514
30	1:23.585	1:56.653
173	1:23.685	1:56.599

Weather / Track : Cloudy / Dry

Cadwell Park: 2.1800 miles
Date: 07/07/2024 Start: 16:56 Finish: 17:05

Results can be found at www.tsl-timing.com

Printed - 17:07 Sunday, 07 July 2024

BMCRC - MRO Championships 2024 - Rnd 5 @ Cadwell Park

Rookie Minitwins & BMCRC Formula 400

RACE 17 - POSITION CHART

No	Name	Lap Pos	1	2	3	4	5
110	HAIGH	1	110	110	110	110	110
90	RAPA	2	12	115	115	115	115
12	WATT	3	81	12	12	12	81
21	WATSON	4	69	81	81	81	12
81	SIMS	5	115	17	17	17	17
69	PERRY	6	17	69	21	21	21
115	DONKERSLEY	7	21	21	26	26	26
55	MANSON-CHUBB	8	26	26	69	69	69
161	LAYTON	9	55	55	161	161	941
6	BUSA	10	161	161	55	941	55
26	LEE	11	6	6	941	55	161
17	BATE	12	941	941	6	14	14
941	WOOD	13	77	77	14	77	77
606	BRYANT	14	75	14	77	75	75
75	SVENSEN	15	14	75	75	122	122
77	CRISP	16	166	5	5	6	166
166	KING	17	5	166	122	5	5
62	PRIESTLEY	18	122	122	166	166	237
237	WOOD	19	62	62	237	237	62
14	DAVIES	20	237	237	62	62	6
30	LUFF	21	173	173	30	30	30
5	BARRETT	22	30	30	173	173	173
122	EGGINTON	23					
173	BUCHANAN	24					

Weather / Track : Cloudy / Dry

Cadwell Park: 2.1800 miles
Date: 07/07/2024 Start: 16:56 Finish: 17:05

Results can be found at www.tsl-timing.com

Printed - 17:07 Sunday, 07 July 2024

BMCRC - MRO Championships 2024 - Rnd 5 @ Cadwell Park

Rookie Minitwins & BMCRC Formula 400

RACE 17 - SECTOR ANALYSIS

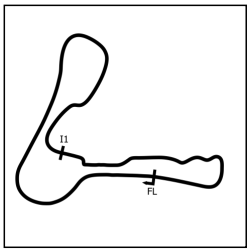

SECTOR 1 = FL to I1, SECTOR 2 = I1 to FL, DIFF = Difference To Personal Best Lap, P = Crossed Finish Line in Pit Lane, D = Time Disallowed

P1 110 F400_S Mark HAIGH

Aprilia RS250 - Chesterfield CarClinic/The Tuning Works

IDEAL LAP TIME : 1:44.862 BEST LAP TIME : 1:44.862 DIFFERENCE : 0.000

LAP	SECTOR 1	SECTOR 2	LAP TIME	MPH	DIFF	TIME OF DAY
1 -		44.269	1:51.727	70.24	6.865	16:58:01.974
2 -	***1:01.029***	***43.833***	***1:44.862 (1)***	***74.84***		***16:59:46.836***
3 -	1:01.116	44.304	1:45.420 **(2)**	74.44	0.558	17:01:32.256
4 -	1:02.298	44.178	1:46.476	73.70	1.614	17:03:18.732
5 -	1:01.586	44.833	1:46.419 **(3)**	73.74	1.557	17:05:05.151

P2 115 F400_M Jake DONKERSLEY

Kawasaki ZX4RR -

IDEAL LAP TIME : 1:45.528 BEST LAP TIME : 1:45.528 DIFFERENCE : 0.000

LAP	SECTOR 1	SECTOR 2	LAP TIME	MPH	DIFF	TIME OF DAY
1 -		44.780	1:54.665	68.44	9.137	16:58:04.912
2 -	1:01.518	44.542	1:46.060 **(2)**	73.99	0.532	16:59:50.972
3 -	1:01.988	44.402	1:46.390	73.76	0.862	17:01:37.362
4 -	***1:01.288***	***44.240***	***1:45.528 (1)***	***74.36***		***17:03:22.890***
5 -	1:01.495	44.842	1:46.337 **(3)**	73.80	0.809	17:05:09.227

P3 81 F400_S/F Ollie SIMS

Kawasaki NINJA 400 - Motorbodies Weston ltd

IDEAL LAP TIME : 1:46.079 BEST LAP TIME : 1:46.478 DIFFERENCE : 0.399

LAP	SECTOR 1	SECTOR 2	LAP TIME	MPH	DIFF	TIME OF DAY
1 -		45.282	1:54.233	68.70	7.755	16:58:04.480
2 -	1:02.459	45.364	1:47.823	72.78	1.345	16:59:52.303
3 -	***1:02.092***	44.386	***1:46.478 (1)***	***73.70***		***17:01:38.781***
4 -	1:02.140	44.433	1:46.573 **(2)**	73.64	0.095	17:03:25.354
5 -	1:03.355	***43.987***	1:47.342 **(3)**	73.11	0.864	17:05:12.696

P4 12 F400_S Kade WATT

Kawasaki NINJA 400 - 3D Racing

IDEAL LAP TIME : 1:46.261 BEST LAP TIME : 1:46.261 DIFFERENCE : 0.000

LAP	SECTOR 1	SECTOR 2	LAP TIME	MPH	DIFF	TIME OF DAY
1 -		45.278	1:53.505	69.14	7.244	16:58:03.752
2 -	1:03.009	45.226	1:48.235 **(3)**	72.50	1.974	16:59:51.987
3 -	***1:02.098***	***44.163***	***1:46.261 (1)***	***73.85***		***17:01:38.248***
4 -	1:02.417	44.465	1:46.882 **(2)**	73.42	0.621	17:03:25.130
5 -	1:03.876	44.791	1:48.667	72.22	2.406	17:05:13.797

P5 17 F400_S Freddie BATE

Kawasaki ZXR400 - Hartjay

IDEAL LAP TIME : 1:46.742 BEST LAP TIME : 1:46.804 DIFFERENCE : 0.062

LAP	SECTOR 1	SECTOR 2	LAP TIME	MPH	DIFF	TIME OF DAY
1 -		45.767	1:55.578	67.90	8.774	16:58:05.825
2 -	***1:01.989***	44.815	***1:46.804 (1)***	***73.48***		***16:59:52.629***
3 -	1:02.544	***44.753***	1:47.297 **(2)**	73.14	0.493	17:01:39.926
4 -	1:02.242	45.465	1:47.707	72.86	0.903	17:03:27.633
5 -	1:02.474	44.993	1:47.467 **(3)**	73.02	0.663	17:05:15.100

P6 21 F400_M Alan WATSON

Kawasaki ZXR 400 - Watson Racing

IDEAL LAP TIME : 1:47.888 BEST LAP TIME : 1:48.220 DIFFERENCE : 0.332

LAP	SECTOR 1	SECTOR 2	LAP TIME	MPH	DIFF	TIME OF DAY
1 -		46.005	1:56.624	67.29	8.404	16:58:06.871
2 -	1:03.085	45.425	1:48.510 **(2)**	72.32	0.290	16:59:55.381
3 -	1:03.864	***45.182***	1:49.046 **(3)**	71.97	0.826	17:01:44.427
4 -	***1:02.706***	45.514	***1:48.220 (1)***	***72.51***		***17:03:32.647***
5 -	1:02.848	46.270	1:49.118	71.92	0.898	17:05:21.765

Weather / Track : Cloudy / Dry

Cadwell Park: 2.1800 miles
Date: 07/07/2024 Start: 16:56 Finish: 17:05

BMCRC - MRO Championships 2024 - Rnd 5 @ Cadwell Park

Rookie Minitwins & BMCRC Formula 400

RACE 17 - SECTOR ANALYSIS

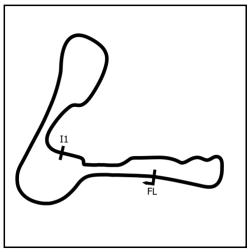

SECTOR 1 = FL to I1, SECTOR 2 = I1 to FL, DIFF = Difference To Personal Best Lap, P = Crossed Finish Line in Pit Lane, D = Time Disallowed

P7 26 F400_S Damian LEE — Yamaha TZR250 - Leed Autos

IDEAL LAP TIME : 1:47.902 BEST LAP TIME : 1:48.027 DIFFERENCE : 0.125

LAP	SECTOR 1	SECTOR 2	LAP TIME	MPH	DIFF	TIME OF DAY
1 -		45.772	1:57.187	66.97	9.160	16:58:07.434
2 -	1:02.938	45.577	1:48.515 (2)	72.32	0.488	16:59:55.949
3 -	1:03.467	***45.321***	1:48.788 (3)	72.14	0.761	17:01:44.737
4 -	***1:02.581***	45.446	***1:48.027 (1)***	***72.64***		***17:03:32.764***
5 -	1:02.872	46.486	1:49.358	71.76	1.331	17:05:22.122

P8 69 F400_M Kobe PERRY — -

IDEAL LAP TIME : 1:49.743 BEST LAP TIME : 1:49.947 DIFFERENCE : 0.204

LAP	SECTOR 1	SECTOR 2	LAP TIME	MPH	DIFF	TIME OF DAY
1 -		***45.362***	1:54.580	68.49	4.633	16:58:04.827
2 -	***1:04.381***	45.566	***1:49.947 (1)***	***71.38***		***16:59:54.774***
3 -	1:05.291	45.633	1:50.924 (2)	70.75	0.977	17:01:45.698
4 -	1:05.397	45.820	1:51.217 (3)	70.56	1.270	17:03:36.915
5 -	1:05.954	46.512	1:52.466	69.78	2.519	17:05:29.381

P9 941 RMT Liam WOOD — Suzuki SV650 - GGL RACING

IDEAL LAP TIME : 1:44.609 BEST LAP TIME : 1:44.609 DIFFERENCE : 0.000

LAP	SECTOR 1	SECTOR 2	LAP TIME	MPH	DIFF	TIME OF DAY
1 -		44.168	2:20.006	56.05	35.397	16:58:30.253
2 -	1:00.998	43.788	1:44.786 (2)	74.89	0.177	17:00:15.039
3 -	1:01.770	44.157	1:45.927 (3)	74.08	1.318	17:02:00.966
4 -	***1:00.843***	***43.766***	***1:44.609 (1)***	***75.02***		***17:03:45.575***
5 -	1:01.986	44.401	1:46.387	73.76	1.778	17:05:31.962

P10 55 F400_S/F Magnus MANSON-CHUBB — Kawasaki ZXR400L -

IDEAL LAP TIME : 1:50.684 BEST LAP TIME : 1:50.768 DIFFERENCE : 0.084

LAP	SECTOR 1	SECTOR 2	LAP TIME	MPH	DIFF	TIME OF DAY
1 -		47.977	1:59.330	65.76	8.562	16:58:09.577
2 -	1:05.363	47.695	1:53.058	69.41	2.290	17:00:02.635
3 -	1:05.651	47.235	1:52.886 (3)	69.52	2.118	17:01:55.521
4 -	1:04.270	***46.498***	***1:50.768 (1)***	***70.85***		***17:03:46.289***
5 -	***1:04.186***	47.376	1:51.562 (2)	70.34	0.794	17:05:37.851

P11 161 F400_S Aleisha LAYTON — Kawasaki NINJA 400 -

IDEAL LAP TIME : 1:51.168 BEST LAP TIME : 1:51.250 DIFFERENCE : 0.082

LAP	SECTOR 1	SECTOR 2	LAP TIME	MPH	DIFF	TIME OF DAY
1 -		47.680	2:00.092	65.35	8.842	16:58:10.339
2 -	1:04.892	47.630	1:52.522 (3)	69.74	1.272	17:00:02.861
3 -	***1:04.347***	46.903	***1:51.250 (1)***	***70.54***		***17:01:54.111***
4 -	1:04.465	***46.821***	1:51.286 (2)	70.52	0.036	17:03:45.397
5 -	1:04.868	47.984	1:52.852	69.54	1.602	17:05:38.249

P12 14 RMT George DAVIES — Suzuki SV650 - Little T's Childcare , JClay Fitness

IDEAL LAP TIME : 1:47.791 BEST LAP TIME : 1:47.909 DIFFERENCE : 0.118

LAP	SECTOR 1	SECTOR 2	LAP TIME	MPH	DIFF	TIME OF DAY
1 -		46.265	2:26.776	53.46	38.867	16:58:37.023
2 -	1:02.816	46.041	1:48.857 (3)	72.09	0.948	17:00:25.880
3 -	1:04.085	***45.415***	1:49.500	71.67	1.591	17:02:15.380
4 -	***1:02.376***	45.533	***1:47.909 (1)***	***72.72***		***17:04:03.289***
5 -	1:02.787	45.687	1:48.474 (2)	72.34	0.565	17:05:51.763

BMCRC - MRO Championships 2024 - Rnd 5 @ Cadwell Park

Rookie Minitwins & BMCRC Formula 400

RACE 17 - SECTOR ANALYSIS

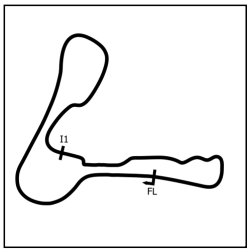

SECTOR 1 = FL to I1, SECTOR 2 = I1 to FL, DIFF = Difference To Personal Best Lap, P = Crossed Finish Line in Pit Lane, D = Time Disallowed

P13 77 RMT Joshua CRISP

Suzuki SV650 - JMC GUITARWORKS

IDEAL LAP TIME : 1:49.080 BEST LAP TIME : 1:49.080 DIFFERENCE : 0.000

LAP	SECTOR 1	SECTOR 2	LAP TIME	MPH	DIFF	TIME OF DAY
1 -		46.191	2:24.781	54.20	35.701	16:58:35.028
2 -	1:04.488	46.280	1:50.768 (3)	70.85	1.688	17:00:25.796
3 -	1:04.647	46.215	1:50.862	70.79	1.782	17:02:16.658
4 -	1:03.741	46.224	1:49.965 (2)	71.36	0.885	17:04:06.623
5 -	***1:03.268***	***45.812***	***1:49.080 (1)***	***71.94***		***17:05:55.703***

P14 75 RMT Tom SVENSEN

Suzuki SV650 - Team TSR - HCL Car sales

IDEAL LAP TIME : 1:49.262 BEST LAP TIME : 1:49.262 DIFFERENCE : 0.000

LAP	SECTOR 1	SECTOR 2	LAP TIME	MPH	DIFF	TIME OF DAY
1 -		46.838	2:26.539	53.55	37.277	16:58:36.786
2 -	1:03.943	46.113	1:50.056 (2)	71.30	0.794	17:00:26.842
3 -	1:04.413	46.098	1:50.511	71.01	1.249	17:02:17.353
4 -	1:03.910	46.194	1:50.104 (3)	71.27	0.842	17:04:07.457
5 -	***1:03.363***	***45.899***	***1:49.262 (1)***	***71.82***		***17:05:56.719***

P15 122 RMT James EGGINTON

Suzuki SV650 - Advance Computer Services - www.ACS.co.uk

IDEAL LAP TIME : 1:48.325 BEST LAP TIME : 1:48.451 DIFFERENCE : 0.126

LAP	SECTOR 1	SECTOR 2	LAP TIME	MPH	DIFF	TIME OF DAY
1 -		47.893	2:29.409	52.52	40.958	16:58:39.656
2 -	1:05.034	46.437	1:51.471	70.40	3.020	17:00:31.127
3 -	1:03.809	45.895	1:49.704 (3)	71.53	1.253	17:02:20.831
4 -	1:03.195	***45.556***	1:48.751 (2)	72.16	0.300	17:04:09.582
5 -	***1:02.769***	45.682	***1:48.451 (1)***	***72.36***		***17:05:58.033***

P16 166 RMT Ben KING

Suzuki SV650 -

IDEAL LAP TIME : BEST LAP TIME : 1:48.582 DIFFERENCE :

LAP	SECTOR 1	SECTOR 2	LAP TIME	MPH	DIFF	TIME OF DAY
1 -			2:28.761	52.75	40.179	16:58:39.008
2 -			1:51.927	70.11	3.345	17:00:30.935
3 -			1:50.613 (3)	70.95	2.031	17:02:21.548
4 -			1:49.108 (2)	71.92	0.526	17:04:10.656
5 -			***1:48.582 (1)***	***72.27***		***17:05:59.238***

P17 5 RMT William BARRETT

Suzuki SV650 -

IDEAL LAP TIME : 1:48.961 BEST LAP TIME : 1:48.961 DIFFERENCE : 0.000

LAP	SECTOR 1	SECTOR 2	LAP TIME	MPH	DIFF	TIME OF DAY
1 -		47.436	2:29.324	52.55	40.363	16:58:39.571
2 -	1:04.665	46.154	1:50.819	70.81	1.858	17:00:30.390
3 -	1:04.080	45.821	1:49.901 (2)	71.41	0.940	17:02:20.291
4 -	1:04.255	46.027	1:50.282 (3)	71.16	1.321	17:04:10.573
5 -	***1:03.368***	***45.593***	***1:48.961 (1)***	***72.02***		***17:05:59.534***

P18 237 RMT Tim WOOD

Suzuki SV650S - Hel Performance

IDEAL LAP TIME : 1:47.235 BEST LAP TIME : 1:47.235 DIFFERENCE : 0.000

LAP	SECTOR 1	SECTOR 2	LAP TIME	MPH	DIFF	TIME OF DAY
1 -		48.751	2:32.859	51.34	45.624	16:58:43.106
2 -	1:05.494	46.692	1:52.186	69.95	4.951	17:00:35.292
3 -	1:03.656	46.147	1:49.803 (3)	71.47	2.568	17:02:25.095
4 -	1:02.688	45.799	1:48.487 (2)	72.34	1.252	17:04:13.582
5 -	***1:02.030***	***45.205***	***1:47.235 (1)***	***73.18***		***17:06:00.817***

Weather / Track : Cloudy / Dry

Cadwell Park: 2.1800 miles
Date: 07/07/2024 Start: 16:56 Finish: 17:05

BMCRC - MRO Championships 2024 - Rnd 5 @ Cadwell Park

Rookie Minitwins & BMCRC Formula 400

RACE 17 - SECTOR ANALYSIS

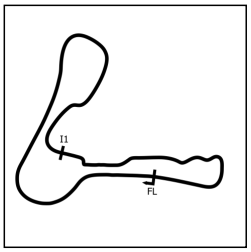

SECTOR 1 = FL to I1, SECTOR 2 = I1 to FL, DIFF = Difference To Personal Best Lap, P = Crossed Finish Line in Pit Lane, D = Time Disallowed

P19 62 RMT Max PRIESTLEY Suzuki SV650 - Mum and Dad

IDEAL LAP TIME : 1:51.247 BEST LAP TIME : 1:51.425 DIFFERENCE : 0.178

LAP	SECTOR 1	SECTOR 2	LAP TIME	MPH	DIFF	TIME OF DAY
1 -		47.894	2:30.074	52.29	38.649	16:58:40.321
2 -	1:05.376	47.622	1:52.998	69.45	1.573	17:00:33.319
3 -	1:04.972	47.251	1:52.223 **(3)**	69.93	0.798	17:02:25.542
4 -	1:04.930	***46.925***	1:51.855 **(2)**	70.16	0.430	17:04:17.397
5 -	***1:04.322***	47.103	***1:51.425*** **(1)**	***70.43***		***17:06:08.822***

P20 6 F400_S Kian BUSA Kawasaki 400 NINJA - iActiveRC

IDEAL LAP TIME : 1:57.885 BEST LAP TIME : 1:57.885 DIFFERENCE : 0.000

LAP	SECTOR 1	SECTOR 2	LAP TIME	MPH	DIFF	TIME OF DAY
1 -		50.700	2:05.657	62.45	7.772	16:58:15.904
2 -	1:08.917	49.179	1:58.096 **(2)**	66.45	0.211	17:00:14.000
3 -	1:08.926	49.350	1:58.276 **(3)**	66.35	0.391	17:02:12.276
4 -	***1:08.811***	***49.074***	***1:57.885*** **(1)**	***66.57***		***17:04:10.161***
5 -	1:12.916	50.598	2:03.514	63.53	5.629	17:06:13.675

P21 30 RMT David LUFF Suzuki SV 650 - ATP & Sarah O'Neill

IDEAL LAP TIME : 1:55.340 BEST LAP TIME : 1:55.565 DIFFERENCE : 0.225

LAP	SECTOR 1	SECTOR 2	LAP TIME	MPH	DIFF	TIME OF DAY
1 -		49.283	2:34.499	50.79	38.934	16:58:44.746
2 -	1:07.591	48.507	1:56.098 **(3)**	67.59	0.533	17:00:40.844
3 -	1:07.323	***48.351***	1:55.674 **(2)**	67.84	0.109	17:02:36.518
4 -	***1:06.989***	48.576	***1:55.565*** **(1)**	***67.91***		***17:04:32.083***
5 -	1:07.634	49.019	1:56.653	67.27	1.088	17:06:28.736

P22 173 RMT Alex BUCHANAN Suzuki SV650 - Novus Resourcing

IDEAL LAP TIME : 1:55.517 BEST LAP TIME : 1:55.517 DIFFERENCE : 0.000

LAP	SECTOR 1	SECTOR 2	LAP TIME	MPH	DIFF	TIME OF DAY
1 -		49.394	2:33.267	51.20	37.750	16:58:43.514
2 -	1:07.692	48.605	1:56.297 **(2)**	67.48	0.780	17:00:39.811
3 -	1:08.683	48.226	1:56.909	67.12	1.392	17:02:36.720
4 -	***1:07.396***	***48.121***	***1:55.517*** **(1)**	***67.93***		***17:04:32.237***
5 -	1:08.136	48.463	1:56.599 **(3)**	67.30	1.082	17:06:28.836

Weather / Track : Cloudy / Dry

Cadwell Park: 2.1800 miles
Date: 07/07/2024 Start: 16:56 Finish: 17:05

BMCRC - MRO Championships 2024 - Rnd 5 @ Cadwell Park

Rookie Minitwins & BMCRC Formula 400

RACE 17 - BEST SECTORS

	SECTOR 1			SECTOR 2			IDEAL / BEST COMPARISON					
POS	NO	NAME	TIME	NO	NAME	TIME	POS	NO	NAME	IDEAL	BEST	DIFF
									PERFECT LAP	1:44.609		
1	941	WOOD	1:00.843	941	WOOD	43.766	1	941	WOOD	1:44.609	1:44.609	0.000
2	110	HAIGH	1:01.029	110	HAIGH	43.833	2	110	HAIGH	1:44.862	1:44.862	0.000
3	115	DONKERSLEY	1:01.288	81	SIMS	43.987	3	115	DONKERSLEY	1:45.528	1:45.528	0.000
4	17	BATE	1:01.989	12	WATT	44.163	4	81	SIMS	1:46.079	1:46.478	0.399
5	237	WOOD	1:02.030	115	DONKERSLEY	44.240	5	12	WATT	1:46.261	1:46.261	0.000
6	81	SIMS	1:02.092	17	BATE	44.753	6	17	BATE	1:46.742	1:46.804	0.062
7	12	WATT	1:02.098	21	WATSON	45.182	7	237	WOOD	1:47.235	1:47.235	0.000
8	14	DAVIES	1:02.376	237	WOOD	45.205	8	14	DAVIES	1:47.791	1:47.909	0.118
9	26	LEE	1:02.581	26	LEE	45.321	9	21	WATSON	1:47.888	1:48.220	0.332
10	21	WATSON	1:02.706	69	PERRY	45.362	10	26	LEE	1:47.902	1:48.027	0.125
11	122	EGGINTON	1:02.769	14	DAVIES	45.415	11	122	EGGINTON	1:48.325	1:48.451	0.126
12	77	CRISP	1:03.268	122	EGGINTON	45.556	12	5	BARRETT	1:48.961	1:48.961	0.000
13	75	SVENSEN	1:03.363	5	BARRETT	45.593	13	77	CRISP	1:49.080	1:49.080	0.000
14	5	BARRETT	1:03.368	77	CRISP	45.812	14	75	SVENSEN	1:49.262	1:49.262	0.000
15	55	MANSON-CHUBB	1:04.186	75	SVENSEN	45.899	15	69	PERRY	1:49.743	1:49.947	0.204
16	62	PRIESTLEY	1:04.322	55	MANSON-CHUBB	46.498	16	55	MANSON-CHUBB	1:50.684	1:50.768	0.084
17	161	LAYTON	1:04.347	161	LAYTON	46.821	17	161	LAYTON	1:51.168	1:51.250	0.082
18	69	PERRY	1:04.381	62	PRIESTLEY	46.925	18	62	PRIESTLEY	1:51.247	1:51.425	0.178
19	30	LUFF	1:06.989	173	BUCHANAN	48.121	19	30	LUFF	1:55.340	1:55.565	0.225
20	173	BUCHANAN	1:07.396	30	LUFF	48.351	20	173	BUCHANAN	1:55.517	1:55.517	0.000
21	6	BUSA	1:08.811	6	BUSA	49.074	21	6	BUSA	1:57.885	1:57.885	0.000
22							22	166	KING		1:48.582	
23												
24												

Weather / Track : Cloudy / Dry

Cadwell Park: 2.1800 miles
Date: 07/07/2024 Start: 16:56 Finish: 17:05

Results can be found at www.tsl-timing.com

Printed - 17:07 Sunday, 07 July 2024

BMCRC - MRO Championships 2024 - Rnd 5 @ Cadwell Park

Rookie Minitwins & BMCRC Formula 400

RACE 17 - STATISTICS

Competitors Started	24
Planned Start	2024-07-07 @ 16:35:00.000
Actual Start	2024-07-07 @ 16:56:10.246
Finish Time	2024-07-07 @ 17:05:05.150
Track Length	2.1800mi.
Total Laps	110
Total Distance Covered	239.8020mi.

Session Fastest Lap History

NO	CL	NAME	LAP TIME	TIME OF DAY	LAP	VEHICLE
110	F400_S	**Mark HAIGH**	**1:44.862**	16:59:46.861	2	Aprilia RS250
941	RMT	**Liam WOOD**	**1:44.786**	17:00:15.051	2	Suzuki SV650
941	RMT	**Liam WOOD**	**1:44.609**	17:03:45.587	4	Suzuki SV650

Session Leader History

NO	CL	NAME	FROM LAP	LAPS LED	DISTANCE	VEHICLE
110	F400_S	**Mark HAIGH**	1	5	10.90 miles	Aprilia RS250

Flag History

TYPE	TIME OF DAY
GREEN	16:56:10.246
FINISH	17:05:05.150

Flag Statistics

TYPE	COUNT	TOTAL LAPS	TOTAL TIME
Green	1	5	10:28.129
Red	0	0	0.000
Safety Car	0	0	0.000
FCY	0	0	0.000

Weather / Track : Cloudy / Dry

Cadwell Park: 2.1800 miles
Date: 07/07/2024 Start: 16:56 Finish: 17:05

BMCRC - MRO Championships 2024 - Rnd 5 @ Cadwell Park

Rookie Minitwins & BMCRC Formula 400

RACE 17 - STATISTICS

CLASS : F400_M

3 Starters

Fastest Lap History

NO	NAME	LAP TIME	TIME OF DAY	LAP	VEHICLE
115	**Jake DONKERSLEY**	**1:46.060**	16:59:51.014	2	Kawasaki ZX4RR
115	**Jake DONKERSLEY**	**1:45.528**	17:03:22.932	4	Kawasaki ZX4RR

Leader History

NO	NAME	FROM LAP	LAPS LED	DISTANCE	VEHICLE
69	**Kobe PERRY**	1	1	2.18 miles	
115	**Jake DONKERSLEY**	2	4	8.72 miles	Kawasaki ZX4RR

Weather / Track : Cloudy / Dry

Cadwell Park: 2.1800 miles
Date: 07/07/2024 Start: 16:56 Finish: 17:05

BMCRC - MRO Championships 2024 - Rnd 5 @ Cadwell Park

Rookie Minitwins & BMCRC Formula 400

RACE 17 - STATISTICS

CLASS : F400_S

7 Starters

Fastest Lap History

NO	NAME	LAP TIME	TIME OF DAY	LAP	VEHICLE
110	**Mark HAIGH**	**1:44.862**	16:59:46.861	2	Aprilia RS250

Leader History

NO	NAME	FROM LAP	LAPS LED	DISTANCE	VEHICLE
110	**Mark HAIGH**	1	5	10.90 miles	Aprilia RS250

Weather / Track : Cloudy / Dry

Cadwell Park: 2.1800 miles
Date: 07/07/2024 Start: 16:56 Finish: 17:05

BMCRC - MRO Championships 2024 - Rnd 5 @ Cadwell Park

Rookie Minitwins & BMCRC Formula 400

RACE 17 - STATISTICS

CLASS : F400_S/R

2 Starters

Fastest Lap History

NO	NAME	LAP TIME	TIME OF DAY	LAP	VEHICLE
81	**Ollie SIMS**	**1:47.823**	16:59:52.317	2	Kawasaki NINJA 400
81	**Ollie SIMS**	**1:46.478**	17:01:38.795	3	Kawasaki NINJA 400

Leader History

NO	NAME	FROM LAP	LAPS LED	DISTANCE	VEHICLE
81	**Ollie SIMS**	1	5	10.90 miles	Kawasaki NINJA 400

Weather / Track : Cloudy / Dry

Cadwell Park: 2.1800 miles
Date: 07/07/2024 Start: 16:56 Finish: 17:05

BMCRC - MRO Championships 2024 - Rnd 5 @ Cadwell Park

Rookie Minitwins & BMCRC Formula 400

RACE 17 - STATISTICS

CLASS : RMT

12 Starters

Fastest Lap History

NO	NAME	LAP TIME	TIME OF DAY	LAP	VEHICLE
941	**Liam WOOD**	**1:44.786**	17:00:15.051	2	Suzuki SV650
941	**Liam WOOD**	**1:44.609**	17:03:45.587	4	Suzuki SV650

Leader History

NO	NAME	FROM LAP	LAPS LED	DISTANCE	VEHICLE
941	**Liam WOOD**	1	5	10.90 miles	Suzuki SV650

Weather / Track : Cloudy / Dry

Cadwell Park: 2.1800 miles
Date: 07/07/2024 Start: 16:56 Finish: 17:05

BMCRC F1 & F2 SIDECARS

BMCRC-MRO Championships - Round 5

Cadwell Park

6th / 7th July 2024

Timing & Results Provided by Timing Solutions Ltd

www.tsl-timing.com

Cadwell Park Circuit

Louth, Lincolnshire, UK

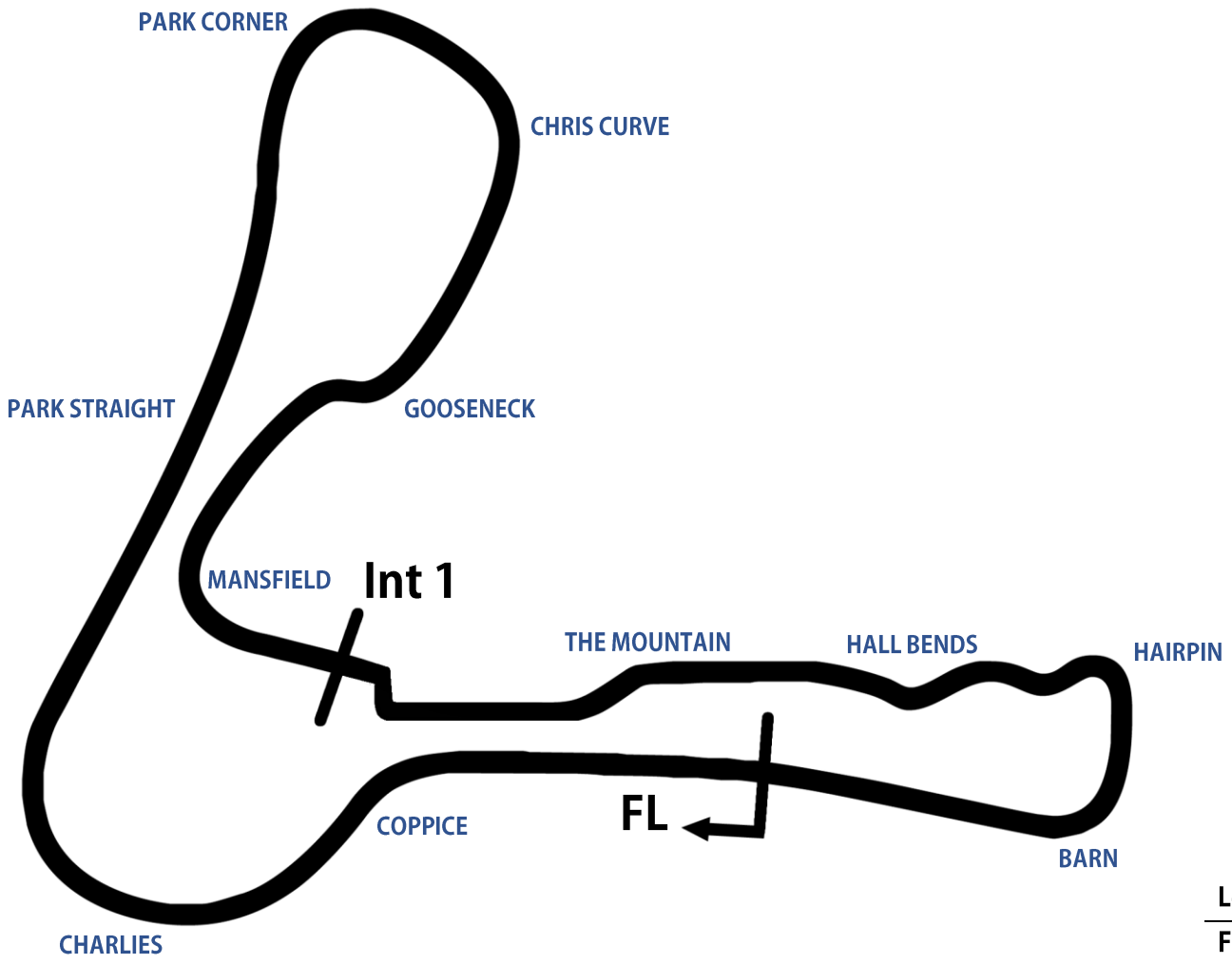

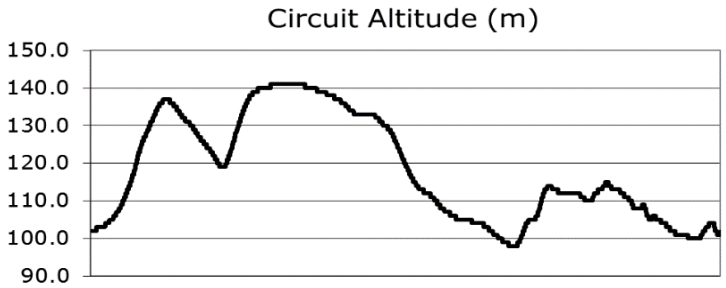

Length	2.1800 miles | 3.508 km | 3508.4m		
FL		53.31024 N	0.05940 W
Int 1	2330m	53.30708 N	0.06270 W
Pit Entry	3427m	53.31103 N	0.05889 W
Pit Exit	0m after FL	53.31030 N	0.05940 w
Pit Entry - Pit Exit	92m, 6.6s @ 50kph, 5.5s @ 60kph		

Results & Live Timing available at – www.tsl-timing.com

Updated - 24/01/2024 10:35

BMCRC - MRO Championships 2024 - Rnd 5 @ Cadwell Park

BMCRC F1 & F2 Sidecars

QUALIFYING - CLASSIFICATION

POS	NO	CL	PIC	NAME	ENTRY	TIME	ON	LAPS	GAP	DIFF	MPH
1	**91**	F1	1	**WILLIAMS / PITT**	F600 LCR - YAMAHA	**1:43.621**	2	3			75.73
2	**33**	F2	1	**S. HEGARTY / NEAVE**		**1:44.362**	6	6	**0.741**	0.741	75.20
3	**11**	F1	2	**GILBERT / MULDOON**	Ryde 1000	**1:45.369**	2	3	**1.748**	1.007	74.48
4	**113**	F2	2	**HANDCOCK / GORDON**	Shelbourne F2	**1:53.660**	3	5	**10.039**	8.291	69.04
5	**69**	F2	3	**LAMBERT / HAYNES**	LCR HONDA 600	**1:54.128**	5	5	**10.507**	0.468	68.76
6	**146**	F2	4	**SAUNDERS / KNAPTON**	LCR SUZUKI GSXR 600	**1:54.214**	5	5	**10.593**	0.086	68.71
7	**128**	F1	3	**HORTON / DAVIES**		**1:54.352**	2	2	**10.731**	0.138	68.63
8	**58**	F2	5	**L. EASTELL / M. EASTELL**	Windle F2	**1:54.993**	3	3	**11.372**	0.641	68.24
9	**62**	F1	4	**WRIGHT / BAILEY**	Yamaha RYDE F998	**1:55.620**	1	2	**11.999**	0.627	67.87
10	**121**	F1	5	**LAWRENCE / PYMM**	LCR YAMAHA	**1:56.550**	2	3	**12.929**	0.930	67.33
11	**28**	F2	6	**HOLDEN / SALSBURY**	D&D SUZUKI	**2:05.072**	3	3	**21.451**	8.522	62.74
12	**666**	F2	7	**HANKS / BANKS**	GLR Honda 600	**2:12.736**	3	3	**29.115**	7.664	59.12
13	**167**	F1	6	**PETTMAN / STAVELEY**	Baker 1000 YAMAHA	**2:18.746**	2	3	**35.125**	6.010	56.56
14	**13**	F2	8	**M. HEGARTY / LUDLOW**	Shelbourne HONDA			0			

Weather / Track : Cloudy / Wet

These results are provisional until the conclusion of any judicial and technical matters.

Date: 06/07/2024 Start: 11:23 Finish: 11:33
Cadwell Park: 2.1800 miles

Clerk Of Course:	Stewards:	Timekeeper: Craig Smith	

Results can be found at www.tsl-timing.com

Printed - 11:35 Saturday, 06 July 2024

BMCRC - MRO Championships 2024 - Rnd 5 @ Cadwell Park

BMCRC F1 & F2 Sidecars

QUALIFYING - SECTOR ANALYSIS

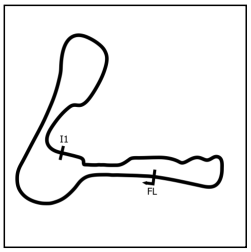

SECTOR 1 = FL to I1, SECTOR 2 = I1 to FL, DIFF = Difference To Personal Best Lap, P = Crossed Finish Line in Pit Lane, D = Time Disallowed

P1 91 F1 WILLIAMS / PITT — F600 LCR - YAMAHA

IDEAL LAP TIME : 1:43.621 BEST LAP TIME : 1:43.621 DIFFERENCE : 0.000

LAP	SECTOR 1	SECTOR 2	LAP TIME		MPH	DIFF	TIME OF DAY
1 -	1:04.886	45.491	1:50.377	(3)	71.10	6.756	11:25:32.473
2 -	***59.616***	***44.005***	***1:43.621***	***(1)***	***75.73***		***11:27:16.094***
3 -	59.849	44.631	1:44.480	(2)	75.11	0.859	11:29:00.574

P2 33 F2 S. HEGARTY / NEAVE

IDEAL LAP TIME : 1:44.362 BEST LAP TIME : 1:44.362 DIFFERENCE : 0.000

LAP	SECTOR 1	SECTOR 2	LAP TIME		MPH	DIFF	TIME OF DAY
1 -	1:09.651	49.174	1:58.825		66.04	14.463	11:25:51.777
2 -	1:02.310	48.349	1:50.659		70.92	6.297	11:27:42.436
3 -	1:02.025	46.197	1:48.222		72.51	3.860	11:29:30.658
4 -	1:01.096	44.984	1:46.080	(3)	73.98	1.718	11:31:16.738
5 -	1:00.208	45.022	1:45.230	(2)	74.58	0.868	11:33:01.968
6 -	***59.435***	***44.927***	***1:44.362***	***(1)***	***75.20***		***11:34:46.330***

P3 11 F1 GILBERT / MULDOON — Ryde 1000

IDEAL LAP TIME : 1:45.003 BEST LAP TIME : 1:45.369 DIFFERENCE : 0.366

LAP	SECTOR 1	SECTOR 2	LAP TIME		MPH	DIFF	TIME OF DAY
1 -	1:03.478	45.378	1:48.856	(3)	72.09	3.487	11:25:27.494
2 -	***1:00.204***	45.165	***1:45.369***	***(1)***	***74.48***		***11:27:12.863***
3 -	1:01.472	***44.799***	1:46.271	(2)	73.84	0.902	11:28:59.134

P4 113 F2 HANDCOCK / GORDON — Shelbourne F2

IDEAL LAP TIME : 1:53.660 BEST LAP TIME : 1:53.660 DIFFERENCE : 0.000

LAP	SECTOR 1	SECTOR 2	LAP TIME		MPH	DIFF	TIME OF DAY
1 -	1:18.821	51.809	2:10.630		60.07	16.970	11:26:09.981
2 -	1:09.423	49.761	1:59.184		65.84	5.524	11:28:09.165
3 -	***1:04.994***	***48.666***	***1:53.660***	***(1)***	***69.04***		***11:30:02.825***
4 -	1:05.640	49.253	1:54.893	(3)	68.30	1.233	11:31:57.718
5 -	1:05.488	49.349	1:54.837	(2)	68.34	1.177	11:33:52.555

P5 69 F2 LAMBERT / HAYNES — LCR HONDA 600

IDEAL LAP TIME : 1:54.002 BEST LAP TIME : 1:54.128 DIFFERENCE : 0.126

LAP	SECTOR 1	SECTOR 2	LAP TIME		MPH	DIFF	TIME OF DAY
1 -	1:09.908	***49.222***	1:59.130	(3)	65.87	5.002	11:25:53.088
2 -	1:05.033	50.296	1:55.329	(2)	68.04	1.201	11:27:48.417
3 -	1:05.353	IN PIT	2:07.568	P	61.52	13.440	11:29:55.985
4 -	OUTLAP	49.268	2:01.407		64.64	7.279	11:31:57.392
5 -	***1:04.780***	49.348	***1:54.128***	***(1)***	***68.76***		***11:33:51.520***

P6 146 F2 SAUNDERS / KNAPTON — LCR SUZUKI GSXR 600

IDEAL LAP TIME : 1:54.214 BEST LAP TIME : 1:54.214 DIFFERENCE : 0.000

LAP	SECTOR 1	SECTOR 2	LAP TIME		MPH	DIFF	TIME OF DAY
1 -	1:10.276	50.583	2:00.859		64.93	6.645	11:25:56.924
2 -	1:09.776	51.061	2:00.837		64.94	6.623	11:27:57.761
3 -	1:08.020	49.964	1:57.984	(2)	66.51	3.770	11:29:55.745
4 -	1:07.244	51.707	1:58.951	(3)	65.97	4.737	11:31:54.696
5 -	***1:05.309***	***48.905***	***1:54.214***	***(1)***	***68.71***		***11:33:48.910***

P7 128 F1 HORTON / DAVIES

IDEAL LAP TIME : 1:54.121 BEST LAP TIME : 1:54.352 DIFFERENCE : 0.231

LAP	SECTOR 1	SECTOR 2	LAP TIME		MPH	DIFF	TIME OF DAY
1 -	1:10.714	***48.278***	1:58.992	(2)	65.95	4.640	11:25:47.908
2 -	***1:05.843***	48.509	***1:54.352***	***(1)***	***68.63***		***11:27:42.260***

Weather / Track : Cloudy / Wet

Cadwell Park: 2.1800 miles
Date: 06/07/2024 Start: 11:23 Finish: 11:33

BMCRC - MRO Championships 2024 - Rnd 5 @ Cadwell Park

BMCRC F1 & F2 Sidecars

QUALIFYING - SECTOR ANALYSIS

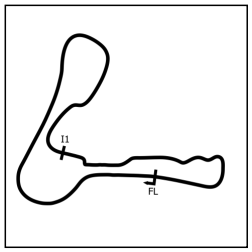

SECTOR 1 = FL to I1, SECTOR 2 = I1 to FL, DIFF = Difference To Personal Best Lap, P = Crossed Finish Line in Pit Lane, D = Time Disallowed

P8 58 F2 L. EASTELL / M. EASTELL Windle F2

IDEAL LAP TIME : 1:54.944 BEST LAP TIME : 1:54.993 DIFFERENCE : 0.049

LAP	SECTOR 1	SECTOR 2	LAP TIME		MPH	DIFF	TIME OF DAY
1 -	1:06.713	49.445	1:56.158	(3)	67.56	1.165	11:25:40.191
2 -	***1:05.522***	50.072	1:55.594	(2)	67.89	0.601	11:27:35.785
3 -	1:05.571	***49.422***	***1:54.993***	**(1)**	***68.24***		***11:29:30.778***

P9 62 F1 WRIGHT / BAILEY Yamaha RYDE F998

IDEAL LAP TIME : 1:52.008 BEST LAP TIME : 1:55.620 DIFFERENCE : 3.612

LAP	SECTOR 1	SECTOR 2	LAP TIME		MPH	DIFF	TIME OF DAY
1 -	1:07.242	***48.378***	***1:55.620***	**(1)**	***67.87***		***11:25:38.892***
2 -	***1:03.630***	1:01.973	2:05.603	(2)	62.48	9.983	11:27:44.495

P10 121 F1 LAWRENCE / PYMM LCR YAMAHA

IDEAL LAP TIME : 1:56.334 BEST LAP TIME : 1:56.550 DIFFERENCE : 0.216

LAP	SECTOR 1	SECTOR 2	LAP TIME		MPH	DIFF	TIME OF DAY
1 -	1:12.189	52.337	2:04.526	(3)	63.02	7.976	11:25:51.627
2 -	***1:05.896***	50.654	***1:56.550***	**(1)**	***67.33***		***11:27:48.177***
3 -	1:06.607	***50.438***	1:57.045	(2)	67.05	0.495	11:29:45.222

P11 28 F2 HOLDEN / SALSBURY D&D SUZUKI

IDEAL LAP TIME : 2:05.072 BEST LAP TIME : 2:05.072 DIFFERENCE : 0.000

LAP	SECTOR 1	SECTOR 2	LAP TIME		MPH	DIFF	TIME OF DAY
1 -	1:21.590	56.724	2:18.314	(3)	56.74	13.242	11:26:21.197
2 -	1:17.251	56.866	2:14.117	(2)	58.51	9.045	11:28:35.314
3 -	***1:11.063***	***54.009***	***2:05.072***	**(1)**	***62.74***		***11:30:40.386***

P12 666 F2 HANKS / BANKS GLR Honda 600

IDEAL LAP TIME : 2:10.216 BEST LAP TIME : 2:12.736 DIFFERENCE : 2.520

LAP	SECTOR 1	SECTOR 2	LAP TIME		MPH	DIFF	TIME OF DAY
1 -	1:23.586	1:00.766	2:24.352	(3)	54.36	11.616	11:26:53.694
2 -	1:24.962	55.715	2:20.677	(2)	55.78	7.941	11:29:14.371
3 -	1:17.429	***55.307***	***2:12.736***	**(1)**	***59.12***		***11:31:27.107***

P13 167 F1 PETTMAN / STAVELEY Baker 1000 YAMAHA

IDEAL LAP TIME : 2:18.720 BEST LAP TIME : 2:18.746 DIFFERENCE : 0.026

LAP	SECTOR 1	SECTOR 2	LAP TIME		MPH	DIFF	TIME OF DAY
1 -	1:25.197	***57.424***	2:22.621	(2)	55.02	3.875	11:26:16.682
2 -	***1:21.296***	57.450	***2:18.746***	**(1)**	***56.56***		***11:28:35.428***
3 -	1:24.436	58.841	2:23.277	(3)	54.77	4.531	11:30:58.705

Weather / Track : Cloudy / Wet

Cadwell Park: 2.1800 miles
Date: 06/07/2024 Start: 11:23 Finish: 11:33

BMCRC - MRO Championships 2024 - Rnd 5 @ Cadwell Park

BMCRC F1 & F2 Sidecars

QUALIFYING - BEST SECTORS

SECTOR 1

POS	NO	NAME	TIME
1	33	S. HEGARTY / NEAVE	59.435
2	91	WILLIAMS / PITT	59.616
3	11	GILBERT / MULDOON	1:00.204
4	62	WRIGHT / BAILEY	1:03.630
5	69	LAMBERT / HAYNES	1:04.780
6	113	HANDCOCK / GORDON	1:04.994
7	146	SAUNDERS / KNAPTON	1:05.309
8	58	L. EASTELL / M. EASTELL	1:05.522
9	128	HORTON / DAVIES	1:05.843
10	121	LAWRENCE / PYMM	1:05.896
11	28	HOLDEN / SALSBURY	1:11.063
12	13	M. HEGARTY / LUDLOW	1:12.232
13	666	HANKS / BANKS	1:14.909
14	167	PETTMAN / STAVELEY	1:21.296

SECTOR 2

NO	NAME	TIME
91	WILLIAMS / PITT	44.005
11	GILBERT / MULDOON	44.799
33	S. HEGARTY / NEAVE	44.927
128	HORTON / DAVIES	48.278
62	WRIGHT / BAILEY	48.378
113	HANDCOCK / GORDON	48.666
146	SAUNDERS / KNAPTON	48.905
69	LAMBERT / HAYNES	49.222
58	L. EASTELL / M. EASTELL	49.422
121	LAWRENCE / PYMM	50.438
28	HOLDEN / SALSBURY	54.009
666	HANKS / BANKS	55.307
167	PETTMAN / STAVELEY	57.424

IDEAL / BEST COMPARISON

			IDEAL	BEST	DIFF
		PERFECT LAP	1:43.440		
1	91	WILLIAMS / PITT	1:43.621	1:43.621	0.000
2	33	S. HEGARTY / NEAVE	1:44.362	1:44.362	0.000
3	11	GILBERT / MULDOON	1:45.003	1:45.369	0.366
4	62	WRIGHT / BAILEY	1:52.008	1:55.620	3.612
5	113	HANDCOCK / GORDC	1:53.660	1:53.660	0.000
6	69	LAMBERT / HAYNES	1:54.002	1:54.128	0.126
7	128	HORTON / DAVIES	1:54.121	1:54.352	0.231
8	146	SAUNDERS / KNAPT(	1:54.214	1:54.214	0.000
9	58	L. EASTELL / M. EAST	1:54.944	1:54.993	0.049
10	121	LAWRENCE / PYMM	1:56.334	1:56.550	0.216
11	28	HOLDEN / SALSBUR\	2:05.072	2:05.072	0.000
12	666	HANKS / BANKS	2:10.216	2:12.736	2.520
13	167	PETTMAN / STAVELE	2:18.720	2:18.746	0.026

Weather / Track : Cloudy / Wet

Cadwell Park: 2.1800 miles
Date: 06/07/2024 Start: 11:23 Finish: 11:33

Results can be found at www.tsl-timing.com

Printed - 11:35 Saturday, 06 July 2024

BMCRC - MRO Championships 2024 - Rnd 5 @ Cadwell Park

BMCRC F1 & F2 Sidecars

QUALIFYING - STATISTICS

Competitors Started	14
Planned Start	2024-07-06 @ 10:57:00.000
Actual Start	2024-07-06 @ 11:23:08.446
Finish Time	2024-07-06 @ 11:33:09.303
Track Length	2.1800mi.
Total Laps	46
Total Distance Covered	100.2808mi.

Session Fastest Lap History

NO	CL	NAME	LAP TIME	TIME OF DAY	LAP	VEHICLE
11	F1	**GILBERT / MULDOON**	**1:48.856**	11:25:27.520	1	Ryde 1000
11	F1	**GILBERT / MULDOON**	**1:45.369**	11:27:12.890	2	Ryde 1000
91	F1	**WILLIAMS / PITT**	**1:43.621**	11:27:16.110	2	F600 LCR - YAMAHA

Flag History

TYPE	TIME OF DAY
GREEN	11:23:08.446
FINISH	11:33:09.303

Flag Statistics

TYPE	COUNT	TOTAL LAPS	TOTAL TIME
Green	1	6	11:51.705
Red	0	0	0.000
Safety Car	0	0	0.000
FCY	0	0	0.000

Weather / Track : Cloudy / Wet

Cadwell Park: 2.1800 miles
Date: 06/07/2024 Start: 11:23 Finish: 11:33

BMCRC - MRO Championships 2024 - Rnd 5 @ Cadwell Park

BMCRC F1 & F2 Sidecars

QUALIFYING - STATISTICS

CLASS : F1

6 Starters

Fastest Lap History

NO	NAME	LAP TIME	TIME OF DAY	LAP	VEHICLE
11	**GILBERT / MULDOON**	**1:48.856**	11:25:27.520	1	Ryde 1000
11	**GILBERT / MULDOON**	**1:45.369**	11:27:12.890	2	Ryde 1000
91	**WILLIAMS / PITT**	**1:43.621**	11:27:16.110	2	F600 LCR - YAMAHA

Weather / Track : Cloudy / Wet

Cadwell Park: 2.1800 miles
Date: 06/07/2024 Start: 11:23 Finish: 11:33

BMCRC - MRO Championships 2024 - Rnd 5 @ Cadwell Park

BMCRC F1 & F2 Sidecars

QUALIFYING - STATISTICS

CLASS : F2

8 Starters

Fastest Lap History

NO	NAME	LAP TIME	TIME OF DAY	LAP	VEHICLE
58	**L. EASTELL / M. EASTELL**	**1:56.158**	11:25:40.213	1	Windle F2
58	**L. EASTELL / M. EASTELL**	**1:55.594**	11:27:35.808	2	Windle F2
33	**S. HEGARTY / NEAVE**	**1:50.659**	11:27:42.478	2	
33	**S. HEGARTY / NEAVE**	**1:48.222**	11:29:30.697	3	
33	**S. HEGARTY / NEAVE**	**1:46.080**	11:31:16.777	4	
33	**S. HEGARTY / NEAVE**	**1:45.230**	11:33:02.007	5	
33	**S. HEGARTY / NEAVE**	**1:44.362**	11:34:46.370	6	

Weather / Track : Cloudy / Wet

Cadwell Park: 2.1800 miles
Date: 06/07/2024 Start: 11:23 Finish: 11:33

BMCRC - MRO Championships 2024 - Rnd 5 @ Cadwell Park

BMCRC F1 & F2 Sidecars

RACE 10 - GRID (12 Laps)

ROW 7	13	167	PETTMAN / STAVELEY	2:18.746	14	13	M. HEGARTY / LUDLOW
ROW 6	11	28	HOLDEN / SALSBURY	2:05.072	12	666	HANKS / BANKS	2:12.736
ROW 5	9	62	WRIGHT / BAILEY	1:55.620	10	121	LAWRENCE / PYMM	1:56.550
ROW 4	7	128	HORTON / DAVIES	1:54.352	8	58	L. EASTELL / M. EASTELL	1:54.993
ROW 3	5	69	LAMBERT / HAYNES	1:54.128	6	146	SAUNDERS / KNAPTON	1:54.214
ROW 2	3	11	GILBERT / MULDOON	1:45.369	4	113	HANDCOCK / GORDON	1:53.660
ROW 1	1	91	WILLIAMS / PITT	1:43.621	2	33	S. HEGARTY / NEAVE	1:44.362

Pole

These results are provisional until the conclusion of any judicial and technical matters.

Cadwell Park: 2.1800 miles

Clerk Of Course:	Stewards:	Timekeeper: Craig Smith	

Results can be found at www.tsl-timing.com

Printed - 11:36 Saturday, 06 July 2024

BMCRC - MRO Championships 2024 - Rnd 5 @ Cadwell Park

BMCRC F1 & F2 Sidecars

RACE 10 - CLASSIFICATION

Race Distance: 8 Laps / 17.44 miles

POS	NO	CL	PIC	NAME	ENTRY	LAPS	TIME	GAP	DIFF	MPH	BEST	ON	GRD	↑↓
1	**91**	F1	1	**WILLIAMS / PITT**	F600 LCR - YAMAHA	**8**	13:12.644			79.20	**1:35.788**	3	1	0
2	**11**	F1	2	**GILBERT / MULDOON**	Ryde 1000	**8**	14:01.679	**49.035**	49.035	74.59	**1:43.839**	5	3	1
3	**69**	F2	1	**LAMBERT / HAYNES**	LCR HONDA 600	**8**	14:09.075	**56.431**	7.396	73.94	**1:44.076**	4	5	2
4	**62**	F1	3	**WRIGHT / BAILEY**	Yamaha RYDE F998	**8**	14:12.809	**1:00.165**	3.734	73.62	**1:44.711**	5	9	5
5	**113**	F2	2	**HANDCOCK / GORDON**	Shelbourne F2	**8**	14:21.713	**1:09.069**	8.904	72.86	**1:45.750**	5	4	-1
6	**128**	F1	4	**HORTON / DAVIES**		**8**	14:38.071	**1:25.427**	16.358	71.50	**1:47.631**	3	7	1
7	**58**	F2	3	**L. EASTELL / M. EASTELL**	Windle F2	**7**	13:24.211	**1 Lap**	1 Lap	68.31	**1:51.504**	2	8	1
8	**146**	F2	4	**SAUNDERS / KNAPTON**	LCR SUZUKI GSXR 600	**7**	13:26.333	**1 Lap**	2.122	68.13	**1:50.270**	3	6	-2
9	**666**	F2	5	**HANKS / BANKS**	GLR Honda 600	**7**	14:45.112	**1 Lap**	1:18.779	62.06	**2:01.385**	5	12	3
10	**167**	F1	5	**PETTMAN / STAVELEY**	Baker 1000 YAMAHA	**7**	15:03.721	**1 Lap**	18.609	60.78	**2:06.342**	4	13	3

NOT CLASSIFIED

DNF	**28**	F2		**HOLDEN / SALSBURY**	D&D SUZUKI	**5**	10:32.780	**3 Laps**	2 Laps	62.01	**2:01.828**	2	11	
DNF	**13**	F2		**M. HEGARTY / LUDLOW**	Shelbourne HONDA	**1**	1:58.098	**7 Laps**	4 Laps	66.45			14	

FASTEST LAP

91	F1	**WILLIAMS / PITT**	F600 LCR - YAMAHA	**3**	1:35.788	81.93 mph	131.85 kph
69	F2	**LAMBERT / HAYNES**	LCR HONDA 600	**4**	1:44.076	75.40 mph	121.35 kph

Comments:
Class F1 - 92.5% of Race Speed = 73.26 mph
Class F2 - 92.5% of Race Speed = 68.39 mph

Weather / Track : Cloudy / Dry
These results are provisional until the conclusion of any judicial and technical matters.

Date: 07/07/2024 Start: 09:24 Finish: 09:38
Cadwell Park: 2.1800 miles

Clerk Of Course:	Stewards:	Timekeeper: Craig Smith	

Results can be found at www.tsl-timing.com

Printed - 09:42 Sunday, 07 July 2024

BMCRC - MRO Championships 2024 - Rnd 5 @ Cadwell Park

BMCRC F1 & F2 Sidecars

RACE 10 - LAP CHART

LAP 1 @ 09:26:40.387

NO	BEHIND	LAP TIME
91		1:43.238
11	7.298	1:50.536
113	9.272	1:52.510
69	9.482	1:52.720
62	10.100	1:53.338
128	10.841	1:54.079
58	14.673	1:57.911
13	14.860	1:58.098
146	15.901	1:59.139
666	23.375	2:06.613
28	33.415	2:16.653
167	35.144	2:18.382

LAP 2 @ 09:28:16.675

NO	BEHIND	LAP TIME
91		1:36.288
11	15.111	1:44.101
69	18.797	1:45.603
62	20.032	1:46.220
113	21.181	1:48.197
128	23.925	1:49.372
58	29.889	1:51.504
146	32.645	1:53.032
666	54.740	2:07.653
28	58.955	2:01.828
167	1:06.710	2:07.854

LAP 3 @ 09:29:52.463

NO	BEHIND	LAP TIME
91		1:35.788
11	23.619	1:44.296
69	27.867	1:44.858
62	30.513	1:46.269
113	31.618	1:46.225
128	35.768	1:47.631
58	46.860	1:52.759
146	47.127	1:50.270
666	1:28.293	2:09.341
28	1:29.139	2:05.972
167	1:38.094	2:07.172

LAP 4 @ 09:31:30.718

NO	BEHIND	LAP TIME
91		1:38.255
11	29.609	1:44.245
69	33.688	1:44.076
62	38.231	1:45.973
113	39.268	1:45.905
128	45.987	1:48.474
58	1:02.234	1:53.629
146	1:03.470	1:54.598

LAP 5 @ 09:33:12.179

NO	BEHIND	LAP TIME
91		1:41.461
666	1 Lap	2:02.359
28	1 Lap	2:03.459
167	1 Lap	2:06.342
11	31.987	1:43.839
69	37.184	1:44.957
62	41.481	1:44.711
113	43.557	1:45.750
128	54.718	1:50.192
58	1:15.090	1:54.317
146	1:22.485	2:00.476

LAP 6 @ 09:34:48.052

NO	BEHIND	LAP TIME
91		1:35.873
666	1 Lap	2:01.385
11	40.147	1:44.033
28	1 Lap	2:04.868
69	47.282	1:45.971
62	51.321	1:45.713
113	55.789	1:48.105
167	1 Lap	2:09.080
128	1:08.163	1:49.318
58	1:35.767	1:56.550

LAP 7 @ 09:36:31.122

NO	BEHIND	LAP TIME
91		1:43.070
146	1 Lap	1:56.755
11	42.628	1:45.551
69	49.874	1:45.662
62	53.722	1:45.471
113	1:00.883	1:48.164
666	1 Lap	2:08.697
128	1:14.286	1:49.193
167	1 Lap	2:08.104

LAP 8 @ 09:38:09.793

NO	BEHIND	LAP TIME
91		1:38.671
58	1 Lap	1:57.541
146	1 Lap	1:52.063
11	49.035	1:45.078
69	56.431	1:45.228
62	1:00.165	1:45.114
113	1:09.069	1:46.857
128	1:25.427	1:49.812
666	1 Lap	2:09.064
167	1 Lap	2:06.787

Weather / Track : Cloudy / Dry

Cadwell Park: 2.1800 miles
Date: 07/07/2024 Start: 09:24 Finish: 09:38

Results can be found at www.tsl-timing.com

Printed - 09:42 Sunday, 07 July 2024

BMCRC - MRO Championships 2024 - Rnd 5 @ Cadwell Park

BMCRC F1 & F2 Sidecars

RACE 10 - POSITION CHART

No	Name	Lap Pos	1	2	3	4	5	6	7	8
91	WILLIAMS / PITT	1	91	91	91	91	91	91	91	91
11	GILBERT / MULDOON	2	11	11	11	11	11	11	11	11
113	HANDCOCK / GORDON	3	113	69	69	69	69	69	69	69
69	LAMBERT / HAYNES	4	69	62	62	62	62	62	62	62
146	SAUNDERS / KNAPTON	5	62	113	113	113	113	113	113	113
128	HORTON / DAVIES	6	128	128	128	128	128	128	128	128
58	L. EASTELL / M. EASTE	7	58	58	58	58	58	58	58	
62	WRIGHT / BAILEY	8	13	146	146	146	146	146	146	
28	HOLDEN / SALSBURY	9	146	666	666	666	666	666	666	
666	HANKS / BANKS	10	666	28	28	28	28	167	167	
167	PETTMAN / STAVELEY	11	28	167	167	167	167			
13	M. HEGARTY / LUDLOW	12	167							

Weather / Track : Cloudy / Dry

Cadwell Park: 2.1800 miles
Date: 07/07/2024 Start: 09:24 Finish: 09:38

Results can be found at www.tsl-timing.com

Printed - 09:42 Sunday, 07 July 2024

BMCRC - MRO Championships 2024 - Rnd 5 @ Cadwell Park

BMCRC F1 & F2 Sidecars

RACE 10 - SECTOR ANALYSIS

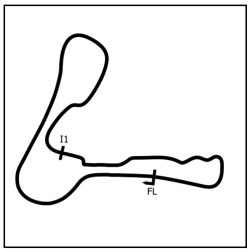

SECTOR 1 = FL to I1, SECTOR 2 = I1 to FL, DIFF = Difference To Personal Best Lap, P = Crossed Finish Line in Pit Lane, D = Time Disallowed

P1 91 F1 WILLIAMS / PITT — F600 LCR - YAMAHA

IDEAL LAP TIME : 1:35.745 BEST LAP TIME : 1:35.788 DIFFERENCE : 0.043

LAP	SECTOR 1	SECTOR 2	LAP TIME	MPH	DIFF	TIME OF DAY
1 -		41.189	1:43.238	76.01	7.450	09:26:40.387
2 -	55.748	40.540	1:36.288 (3)	81.50	0.500	09:28:16.675
3 -	55.319	40.469	***1:35.788 (1)***	***81.93***		***09:29:52.463***
4 -	***55.304***	42.951	1:38.255	79.87	2.467	09:31:30.718
5 -	1:00.197	41.264	1:41.461	77.35	5.673	09:33:12.179
6 -	55.432	***40.441***	1:35.873 (2)	81.85	0.085	09:34:48.052
7 -	56.170	46.900	1:43.070	76.14	7.282	09:36:31.122
8 -	56.029	42.642	1:38.671	79.53	2.883	09:38:09.793

P2 11 F1 GILBERT / MULDOON — Ryde 1000

IDEAL LAP TIME : 1:43.419 BEST LAP TIME : 1:43.839 DIFFERENCE : 0.420

LAP	SECTOR 1	SECTOR 2	LAP TIME	MPH	DIFF	TIME OF DAY
1 -		44.908	1:50.536	70.99	6.697	09:26:47.685
2 -	59.583	44.518	1:44.101 (3)	75.38	0.262	09:28:31.786
3 -	***59.294***	45.002	1:44.296	75.24	0.457	09:30:16.082
4 -	59.968	44.277	1:44.245	75.28	0.406	09:32:00.327
5 -	59.714	***44.125***	***1:43.839 (1)***	***75.57***		***09:33:44.166***
6 -	59.454	44.579	1:44.033 (2)	75.43	0.194	09:35:28.199
7 -	1:00.613	44.938	1:45.551	74.35	1.712	09:37:13.750
8 -	1:00.431	44.647	1:45.078	74.68	1.239	09:38:58.828

P3 69 F2 LAMBERT / HAYNES — LCR HONDA 600

IDEAL LAP TIME : 1:44.076 BEST LAP TIME : 1:44.076 DIFFERENCE : 0.000

LAP	SECTOR 1	SECTOR 2	LAP TIME	MPH	DIFF	TIME OF DAY
1 -		45.040	1:52.720	69.62	8.644	09:26:49.869
2 -	1:01.012	44.591	1:45.603	74.31	1.527	09:28:35.472
3 -	1:00.443	44.415	1:44.858 (2)	74.84	0.782	09:30:20.330
4 -	***59.939***	***44.137***	***1:44.076 (1)***	***75.40***		***09:32:04.406***
5 -	1:00.021	44.936	1:44.957 (3)	74.77	0.881	09:33:49.363
6 -	1:00.633	45.338	1:45.971	74.05	1.895	09:35:35.334
7 -	1:00.579	45.083	1:45.662	74.27	1.586	09:37:20.996
8 -	1:00.231	44.997	1:45.228	74.58	1.152	09:39:06.224

P4 62 F1 WRIGHT / BAILEY — Yamaha RYDE F998

IDEAL LAP TIME : 1:44.510 BEST LAP TIME : 1:44.711 DIFFERENCE : 0.201

LAP	SECTOR 1	SECTOR 2	LAP TIME	MPH	DIFF	TIME OF DAY
1 -		45.138	1:53.338	69.24	8.627	09:26:50.487
2 -	1:01.465	44.755	1:46.220	73.88	1.509	09:28:36.707
3 -	1:00.831	45.438	1:46.269	73.85	1.558	09:30:22.976
4 -	1:00.946	45.027	1:45.973	74.05	1.262	09:32:08.949
5 -	1:00.242	***44.469***	***1:44.711 (1)***	***74.94***		***09:33:53.660***
6 -	1:00.450	45.263	1:45.713	74.23	1.002	09:35:39.373
7 -	1:00.378	45.093	1:45.471 (3)	74.40	0.760	09:37:24.844
8 -	***1:00.041***	45.073	1:45.114 (2)	74.66	0.403	09:39:09.958

P5 113 F2 HANDCOCK / GORDON — Shelbourne F2

IDEAL LAP TIME : 1:45.649 BEST LAP TIME : 1:45.750 DIFFERENCE : 0.101

LAP	SECTOR 1	SECTOR 2	LAP TIME	MPH	DIFF	TIME OF DAY
1 -		45.213	1:52.510	69.75	6.760	09:26:49.659
2 -	1:02.931	45.266	1:48.197	72.53	2.447	09:28:37.856
3 -	1:00.929	45.296	1:46.225 (3)	73.88	0.475	09:30:24.081
4 -	1:00.872	***45.033***	1:45.905 (2)	74.10	0.155	09:32:09.986
5 -	***1:00.616***	45.134	***1:45.750 (1)***	***74.21***		***09:33:55.736***
6 -	1:01.302	46.803	1:48.105	72.59	2.355	09:35:43.841
7 -	1:01.149	47.015	1:48.164	72.55	2.414	09:37:32.005
8 -	1:01.460	45.397	1:46.857	73.44	1.107	09:39:18.862

Weather / Track : Cloudy / Dry

Cadwell Park: 2.1800 miles
Date: 07/07/2024 Start: 09:24 Finish: 09:38

BMCRC - MRO Championships 2024 - Rnd 5 @ Cadwell Park

BMCRC F1 & F2 Sidecars

RACE 10 - SECTOR ANALYSIS

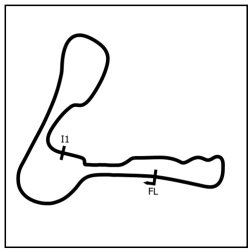

SECTOR 1 = FL to I1, SECTOR 2 = I1 to FL, DIFF = Difference To Personal Best Lap, P = Crossed Finish Line in Pit Lane, D = Time Disallowed

P6 128 F1 HORTON / DAVIES

IDEAL LAP TIME : 1:47.008 BEST LAP TIME : 1:47.631 DIFFERENCE : 0.623

LAP	SECTOR 1	SECTOR 2	LAP TIME	MPH	DIFF	TIME OF DAY
1 -		45.056	1:54.079	68.79	6.448	09:26:51.228
2 -	1:03.416	45.956	1:49.372	71.75	1.741	09:28:40.600
3 -	1:02.793	***44.838***	***1:47.631*** **(1)**	***72.91***		***09:30:28.231***
4 -	***1:02.170***	46.304	1:48.474 **(2)**	72.34	0.843	09:32:16.705
5 -	1:03.554	46.638	1:50.192	71.22	2.561	09:34:06.897
6 -	1:03.624	45.694	1:49.318	71.79	1.687	09:35:56.215
7 -	1:03.639	45.554	1:49.193 **(3)**	71.87	1.562	09:37:45.408
8 -	1:03.148	46.664	1:49.812	71.46	2.181	09:39:35.220

P7 58 F2 L. EASTELL / M. EASTELL Windle F2

IDEAL LAP TIME : 1:51.385 BEST LAP TIME : 1:51.504 DIFFERENCE : 0.119

LAP	SECTOR 1	SECTOR 2	LAP TIME	MPH	DIFF	TIME OF DAY
1 -		***47.087***	1:57.911	66.55	6.407	09:26:55.060
2 -	***1:04.298***	47.206	***1:51.504*** **(1)**	***70.38***		***09:28:46.564***
3 -	1:05.104	47.655	1:52.759 **(2)**	69.60	1.255	09:30:39.323
4 -	1:05.163	48.466	1:53.629 **(3)**	69.06	2.125	09:32:32.952
5 -	1:06.342	47.975	1:54.317	68.65	2.813	09:34:27.269
6 -	1:07.738	48.812	1:56.550	67.33	5.046	09:36:23.819
7 -	1:08.906	48.635	1:57.541	66.76	6.037	09:38:21.360

P8 146 F2 SAUNDERS / KNAPTON LCR SUZUKI GSXR 600

IDEAL LAP TIME : 1:48.692 BEST LAP TIME : 1:50.270 DIFFERENCE : 1.578

LAP	SECTOR 1	SECTOR 2	LAP TIME	MPH	DIFF	TIME OF DAY
1 -		48.435	1:59.139	65.87	8.869	09:26:56.288
2 -	1:04.080	48.952	1:53.032 **(3)**	69.43	2.762	09:28:49.320
3 -	1:03.838	***46.432***	***1:50.270*** **(1)**	***71.17***		***09:30:39.590***
4 -	***1:02.260***	52.338	1:54.598	68.48	4.328	09:32:34.188
5 -	1:10.432	50.044	2:00.476	65.14	10.206	09:34:34.664
6 -	1:08.378	48.377	1:56.755	67.21	6.485	09:36:31.419
7 -	1:05.294	46.769	1:52.063 **(2)**	70.03	1.793	09:38:23.482

P9 666 F2 HANKS / BANKS GLR Honda 600

IDEAL LAP TIME : 2:01.369 BEST LAP TIME : 2:01.385 DIFFERENCE : 0.016

LAP	SECTOR 1	SECTOR 2	LAP TIME	MPH	DIFF	TIME OF DAY
1 -		***50.678***	2:06.613	61.98	5.228	09:27:03.762
2 -	1:14.212	53.441	2:07.653 **(3)**	61.47	6.268	09:29:11.415
3 -	1:15.756	53.585	2:09.341	60.67	7.956	09:31:20.756
4 -	1:11.342	51.017	2:02.359 **(2)**	64.13	0.974	09:33:23.115
5 -	***1:10.691***	50.694	***2:01.385*** **(1)**	***64.65***		***09:35:24.500***
6 -	1:14.836	53.861	2:08.697	60.98	7.312	09:37:33.197
7 -	1:14.906	54.158	2:09.064	60.80	7.679	09:39:42.261

P10 167 F1 PETTMAN / STAVELEY Baker 1000 YAMAHA

IDEAL LAP TIME : 2:06.041 BEST LAP TIME : 2:06.342 DIFFERENCE : 0.301

LAP	SECTOR 1	SECTOR 2	LAP TIME	MPH	DIFF	TIME OF DAY
1 -		54.339	2:18.382	56.71	12.040	09:27:15.531
2 -	1:14.507	53.347	2:07.854	61.38	1.512	09:29:23.385
3 -	1:14.140	53.032	2:07.172 **(3)**	61.71	0.830	09:31:30.557
4 -	***1:13.633***	52.709	***2:06.342*** **(1)**	***62.11***		***09:33:36.899***
5 -	1:15.541	53.539	2:09.080	60.80	2.738	09:35:45.979
6 -	1:14.919	53.185	2:08.104	61.26	1.762	09:37:54.083
7 -	1:14.379	***52.408***	2:06.787 **(2)**	61.89	0.445	09:40:00.870

Weather / Track : Cloudy / Dry

Cadwell Park: 2.1800 miles
Date: 07/07/2024 Start: 09:24 Finish: 09:38

BMCRC - MRO Championships 2024 - Rnd 5 @ Cadwell Park

BMCRC F1 & F2 Sidecars

RACE 10 - SECTOR ANALYSIS

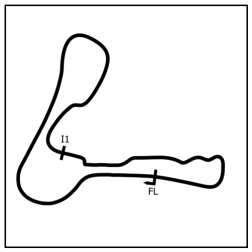

SECTOR 1 = FL to I1, SECTOR 2 = I1 to FL, DIFF = Difference To Personal Best Lap, P = Crossed Finish Line in Pit Lane, D = Time Disallowed

P11 28 F2 HOLDEN / SALSBURY D&D SUZUKI

IDEAL LAP TIME : 2:01.762 BEST LAP TIME : 2:01.828 DIFFERENCE : 0.066

LAP	SECTOR 1	SECTOR 2	LAP TIME	MPH	DIFF	TIME OF DAY
1 -		52.670	2:16.653	57.43	14.825	09:27:13.802
2 -	1:09.653	***52.175***	***2:01.828*** **(1)**	***64.41***		***09:29:15.630***
3 -	1:11.709	54.263	2:05.972	62.30	4.144	09:31:21.602
4 -	1:11.139	52.320	2:03.459 **(2)**	63.56	1.631	09:33:25.061
5 -	***1:09.587***	55.281	2:04.868 **(3)**	62.85	3.040	09:35:29.929

P12 13 F2 M. HEGARTY / LUDLOW Shelbourne HONDA

IDEAL LAP TIME : 1:48.495 BEST LAP TIME : DIFFERENCE :

LAP	SECTOR 1	SECTOR 2	LAP TIME	MPH	DIFF	TIME OF DAY
1 -		***46.595***	1:58.098	66.45		09:26:55.247

Weather / Track : Cloudy / Dry

Cadwell Park: 2.1800 miles
Date: 07/07/2024 Start: 09:24 Finish: 09:38

BMCRC - MRO Championships 2024 - Rnd 5 @ Cadwell Park

BMCRC F1 & F2 Sidecars

RACE 10 - BEST SECTORS

SECTOR 1				SECTOR 2			IDEAL / BEST COMPARISON					
POS	NO	NAME	TIME	NO	NAME	TIME	POS	NO	NAME	IDEAL	BEST	DIFF
									PERFECT LAP	1:35.745		
1	91	WILLIAMS / PITT	55.304	91	WILLIAMS / PITT	40.441	1	91	WILLIAMS / PITT	1:35.745	1:35.788	0.043
2	11	GILBERT / MULDOON	59.294	11	GILBERT / MULDOON	44.125	2	11	GILBERT / MULDOON	1:43.419	1:43.839	0.420
3	69	LAMBERT / HAYNES	59.939	69	LAMBERT / HAYNES	44.137	3	69	LAMBERT / HAYNES	1:44.076	1:44.076	0.000
4	62	WRIGHT / BAILEY	1:00.041	62	WRIGHT / BAILEY	44.469	4	62	WRIGHT / BAILEY	1:44.510	1:44.711	0.201
5	113	HANDCOCK / GORDON	1:00.616	128	HORTON / DAVIES	44.838	5	113	HANDCOCK / GORDO	1:45.649	1:45.750	0.101
6	13	M. HEGARTY / LUDLOW	1:01.900	113	HANDCOCK / GORDON	45.033	6	128	HORTON / DAVIES	1:47.008	1:47.631	0.623
7	128	HORTON / DAVIES	1:02.170	146	SAUNDERS / KNAPTON	46.432	7	13	M. HEGARTY / LUDLO	1:48.495		
8	146	SAUNDERS / KNAPTON	1:02.260	13	M. HEGARTY / LUDLOW	46.595	8	146	SAUNDERS / KNAPTO	1:48.692	1:50.270	1.578
9	58	L. EASTELL / M. EASTELL	1:04.298	58	L. EASTELL / M. EASTELL	47.087	9	58	L. EASTELL / M. EAST	1:51.385	1:51.504	0.119
10	28	HOLDEN / SALSBURY	1:09.587	666	HANKS / BANKS	50.678	10	666	HANKS / BANKS	2:01.369	2:01.385	0.016
11	666	HANKS / BANKS	1:10.691	28	HOLDEN / SALSBURY	52.175	11	28	HOLDEN / SALSBURY	2:01.762	2:01.828	0.066
12	167	PETTMAN / STAVELEY	1:13.633	167	PETTMAN / STAVELEY	52.408	12	167	PETTMAN / STAVELE	2:06.041	2:06.342	0.301

Weather / Track : Cloudy / Dry

Cadwell Park: 2.1800 miles
Date: 07/07/2024 Start: 09:24 Finish: 09:38

Results can be found at www.tsl-timing.com

Printed - 09:42 Sunday, 07 July 2024

BMCRC - MRO Championships 2024 - Rnd 5 @ Cadwell Park

BMCRC F1 & F2 Sidecars

RACE 10 - STATISTICS

Competitors Started	12
Planned Start	2024-07-07 @ 09:10:00.000
Actual Start	2024-07-07 @ 09:24:57.148
Finish Time	2024-07-07 @ 09:38:09.792
Track Length	2.1800mi.
Total Laps	82
Total Distance Covered	178.7615mi.

Session Fastest Lap History

NO	CL	NAME	LAP TIME	TIME OF DAY	LAP	VEHICLE
91	F1	**WILLIAMS / PITT**	**1:36.288**	09:28:16.691	2	F600 LCR - YAMAHA
91	F1	**WILLIAMS / PITT**	**1:35.788**	09:29:52.480	3	F600 LCR - YAMAHA

Session Leader History

NO	CL	NAME	FROM LAP	LAPS LED	DISTANCE	VEHICLE
91	F1	**WILLIAMS / PITT**	1	8	17.44 miles	F600 LCR - YAMAHA

Flag History

TYPE	TIME OF DAY
GREEN	09:24:57.148
FINISH	09:38:09.792

Flag Statistics

TYPE	COUNT	TOTAL LAPS	TOTAL TIME
Green	1	8	15:14.839
Red	0	0	0.000
Safety Car	0	0	0.000
FCY	0	0	0.000

Weather / Track : Cloudy / Dry

Cadwell Park: 2.1800 miles
Date: 07/07/2024 Start: 09:24 Finish: 09:38

BMCRC - MRO Championships 2024 - Rnd 5 @ Cadwell Park

BMCRC F1 & F2 Sidecars

RACE 10 - STATISTICS

CLASS : F1

5 Starters

Fastest Lap History

NO	NAME	LAP TIME	TIME OF DAY	LAP	VEHICLE
91	**WILLIAMS / PITT**	**1:36.288**	09:28:16.691	2	F600 LCR - YAMAHA
91	**WILLIAMS / PITT**	**1:35.788**	09:29:52.480	3	F600 LCR - YAMAHA

Leader History

NO	NAME	FROM LAP	LAPS LED	DISTANCE	VEHICLE
91	**WILLIAMS / PITT**	1	8	17.44 miles	F600 LCR - YAMAHA

Weather / Track : Cloudy / Dry

Cadwell Park: 2.1800 miles
Date: 07/07/2024 Start: 09:24 Finish: 09:38

BMCRC - MRO Championships 2024 - Rnd 5 @ Cadwell Park

BMCRC F1 & F2 Sidecars

RACE 10 - STATISTICS

CLASS : F2

7 Starters

Fastest Lap History

NO	NAME	LAP TIME	TIME OF DAY	LAP	VEHICLE
69	**LAMBERT / HAYNES**	**1:45.603**	09:28:35.489	2	LCR HONDA 600
69	**LAMBERT / HAYNES**	**1:44.858**	09:30:20.348	3	LCR HONDA 600
69	**LAMBERT / HAYNES**	**1:44.076**	09:32:04.424	4	LCR HONDA 600

Leader History

NO	NAME	FROM LAP	LAPS LED	DISTANCE	VEHICLE
113	**HANDCOCK / GORDON**	1	1	2.18 miles	Shelbourne F2
69	**LAMBERT / HAYNES**	2	7	15.26 miles	LCR HONDA 600

Weather / Track : Cloudy / Dry

Cadwell Park: 2.1800 miles
Date: 07/07/2024 Start: 09:24 Finish: 09:38

BMCRC - MRO Championships 2024 - Rnd 5 @ Cadwell Park

BMCRC F1 & F2 Sidecars

RACE 10 - GRID (6 Laps)

ROW 7	13	33	S. HEGARTY / NEAVE	14	121	LAWRENCE / PYMM
ROW 6	11	167	PETTMAN / STAVELEY (2:06.342)	12	13	M. HEGARTY / LUDLOW
ROW 5	9	666	HANKS / KIRK	10	28	HOLDEN / SALSBURY (2:01.828)
ROW 4	7	146	SAUNDERS / KNAPTON (1:50.270)	8	58	L. EASTELL / M. EASTELL (1:51.504)
ROW 3	5	113	HANDCOCK / GORDON (1:45.750)	6	128	HORTON / DAVIES (1:47.631)
ROW 2	3	69	LAMBERT / JEVANS	4	62	WRIGHT / BAILEY (1:44.711)
ROW 1	1	91	WILLIAMS / PITT (1:35.788) **Pole**	2	11	GILBERT / MULDOON (1:43.839)

These results are provisional until the conclusion of any judicial and technical matters.

Cadwell Park: 2.1800 miles

Clerk Of Course:	Stewards:	Timekeeper: Craig Smith	

Results can be found at www.tsl-timing.com

Printed - 09:45 Sunday, 07 July 2024

BMCRC - MRO Championships 2024 - Rnd 5 @ Cadwell Park

BMCRC F1 & F2 Sidecars

RACE 10 - CLASSIFICATION

Race Distance: 5 Laps / 10.90 miles

POS	NO	CL	PIC	NAME	ENTRY	LAPS	TIME	GAP	DIFF	MPH	BEST	ON	GRD	↑↓
1	**62**	F1	1	WRIGHT / BAILEY	Yamaha RYDE F998	**5**	10:03.177			65.05	**1:58.102**	3	4	3
2	**11**	F1	2	GILBERT / MULDOON	Ryde 1000	**5**	10:03.346	**0.169**	0.169	65.03	**1:54.417**	5	2	0
3	**13**	F2	1	M. HEGARTY / LUDLOW	Shelbourne HONDA	**5**	10:46.014	**42.837**	42.668	60.74	**2:03.997**	5	12	9
4	**128**	F1	3	HORTON / DAVIES		**5**	10:46.800	**43.623**	0.786	60.66	**2:06.280**	3	6	2
5	**58**	F2	2	L. EASTELL / M. EASTELL	Windle F2	**5**	11:01.642	**58.465**	14.842	59.30	**2:09.646**	3	8	3
6	**69**	F2	3	LAMBERT / JEVANS	LCR HONDA 600	**5**	11:18.165	**1:14.988**	16.523	57.86	**1:57.549**	5	3	-3
7	**666**	F2	4	HANKS / BANKS	GLR Honda 600	**4**	11:03.511	**1 Lap**	1 Lap	47.31	**2:40.213**	2		
					NOT CLASSIFIED									
DNF	**146**	F2		SAUNDERS / KNAPTON	LCR SUZUKI GSXR 600	**4**	9:46.692	**1 Lap**		53.50	**2:17.209**	4	7	
DNF	**113**	F2		HANDCOCK / GORDON	Shelbourne F2	**0**							5	
					NOT STARTED									
NS	**167**	F1		PETTMAN / STAVELEY	Baker 1000 YAMAHA								11	
					FASTEST LAP									
	11	F1		GILBERT / MULDOON	Ryde 1000	**5**	1:54.417		68.59 mph		110.38 kph			
	69	F2		LAMBERT / JEVANS	LCR HONDA 600	**5**	1:57.549		66.76 mph		107.44 kph			

Comments:
Class F1 - 92.5% of Race Speed = 60.17 mph
Class F2 - 92.5% of Race Speed = 56.18 mph

Red Flag (end of session): 14:22

Weather / Track : Rain / Wet
These results are provisional until the conclusion of any judicial and technical matters.

Date: 07/07/2024 Start: 14:10 Finish: 14:20
Cadwell Park: 2.1800 miles

Clerk Of Course:	Stewards:	Timekeeper: Craig Smith	

Results can be found at www.tsl-timing.com

Printed - 14:26 Sunday, 07 July 2024

BMCRC - MRO Championships 2024 - Rnd 5 @ Cadwell Park

BMCRC F1 & F2 Sidecars

RACE 10 - LAP CHART

LAP 2 @ 14:12:50.755

NO	BEHIND	LAP TIME
62		2:08.010
58	7.328	2:15.338
128	7.638	2:15.648
11	8.983	2:16.993
13	14.868	2:22.878
146	17.473	2:25.483
666	39.038	2:47.048
69	1:13.172	3:21.182
62		1:58.864
11	9.630	1:59.511
58	19.496	2:11.032
128	19.650	2:10.876
13	24.350	2:08.346
146	46.512	2:27.903
69	1:16.079	2:01.771
666	1:20.387	2:40.213

LAP 3 @ 14:16:47.721

NO	BEHIND	LAP TIME
62		1:58.102
11	8.200	1:56.672
128	27.828	2:06.280
58	31.040	2:09.646
13	31.902	2:05.654
69	1:16.995	1:59.018
146	1:24.507	2:36.097

LAP 4 @ 14:18:47.308

NO	BEHIND	LAP TIME
62		1:59.587
11	4.366	1:55.753
666	1 Lap	2:46.477
128	35.240	2:06.999
13	37.454	2:05.139
58	43.086	2:11.633
69	1:16.053	1:58.645
146	1:42.129	2:17.209

LAP 5 @ 14:20:45.922

NO	BEHIND	LAP TIME
62		1:58.614
11	0.169	1:54.417
13	42.837	2:03.997
128	43.623	2:06.997
58	58.465	2:13.993
666	1 Lap	2:49.773
69	1:14.988	1:57.549

Weather / Track : Rain / Wet

Cadwell Park: 2.1800 miles
Date: 07/07/2024 Start: 14:10 Finish: 14:20

Results can be found at www.tsl-timing.com

Printed - 14:26 Sunday, 07 July 2024

BMCRC - MRO Championships 2024 - Rnd 5 @ Cadwell Park

BMCRC F1 & F2 Sidecars

RACE 10 - POSITION CHART

		Lap	1	2	3	4	5	6
No	Name	Pos						
11	GILBERT / MULDOON	1	62	62	62	62	62	
69	LAMBERT / JEVANS	2	58	11	11	11	11	
62	WRIGHT / BAILEY	3	128	58	128	128	13	
113	HANDCOCK / GORDON	4	11	128	58	13	128	
128	HORTON / DAVIES	5	13	13	13	58	58	
146	SAUNDERS / KNAPTON	6	146	146	69	69	69	
58	L. EASTELL / M. EASTE	7	666	69	146	146		
167	PETTMAN / STAVELEY	8	69	666	666	666		
13	M. HEGARTY / LUDLOW	9						
666	HANKS / BANKS	10						

Weather / Track : Rain / Wet

Cadwell Park: 2.1800 miles
Date: 07/07/2024 Start: 14:10 Finish: 14:20

Results can be found at www.tsl-timing.com

Printed - 14:27 Sunday, 07 July 2024

BMCRC - MRO Championships 2024 - Rnd 5 @ Cadwell Park

BMCRC F1 & F2 Sidecars

RACE 10 - SECTOR ANALYSIS

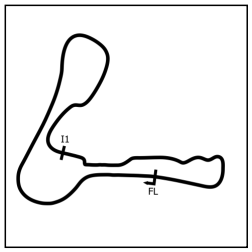

SECTOR 1 = FL to I1, SECTOR 2 = I1 to FL, DIFF = Difference To Personal Best Lap, P = Crossed Finish Line in Pit Lane, D = Time Disallowed

P1 62 F1 WRIGHT / BAILEY — Yamaha RYDE F998

IDEAL LAP TIME : 1:57.818 BEST LAP TIME : 1:58.102 DIFFERENCE : 0.284

LAP	SECTOR 1	SECTOR 2	LAP TIME	MPH	DIFF	TIME OF DAY
1 -		51.777	2:08.010	61.30	9.908	14:12:50.755
2 -	1:09.040	49.824	1:58.864 (3)	66.02	0.762	14:14:49.619
3 -	1:08.453	***49.649***	***1:58.102 (1)***	***66.45***		***14:16:47.721***
4 -	***1:08.169***	51.418	1:59.587	65.62	1.485	14:18:47.308
5 -	1:08.931	49.683	1:58.614 (2)	66.16	0.512	14:20:45.922

P2 11 F1 GILBERT / MULDOON — Ryde 1000

IDEAL LAP TIME : 1:54.276 BEST LAP TIME : 1:54.417 DIFFERENCE : 0.141

LAP	SECTOR 1	SECTOR 2	LAP TIME	MPH	DIFF	TIME OF DAY
1 -		49.769	2:16.993	57.28	22.576	14:12:59.738
2 -	1:09.901	49.610	1:59.511	65.66	5.094	14:14:59.249
3 -	1:08.303	***48.369***	1:56.672 (3)	67.26	2.255	14:16:55.921
4 -	1:07.053	48.700	1:55.753 (2)	67.80	1.336	14:18:51.674
5 -	***1:05.907***	48.510	***1:54.417 (1)***	***68.59***		***14:20:46.091***

P3 13 F2 M. HEGARTY / LUDLOW — Shelbourne HONDA

IDEAL LAP TIME : 2:03.997 BEST LAP TIME : 2:03.997 DIFFERENCE : 0.000

LAP	SECTOR 1	SECTOR 2	LAP TIME	MPH	DIFF	TIME OF DAY
1 -		54.392	2:22.878	54.92	18.881	14:13:05.623
2 -	1:15.061	53.285	2:08.346	61.14	4.349	14:15:13.969
3 -	1:12.690	52.964	2:05.654 (3)	62.45	1.657	14:17:19.623
4 -	1:12.719	52.420	2:05.139 (2)	62.71	1.142	14:19:24.762
5 -	***1:11.907***	***52.090***	***2:03.997 (1)***	***63.29***		***14:21:28.759***

P4 128 F1 HORTON / DAVIES

IDEAL LAP TIME : 2:06.089 BEST LAP TIME : 2:06.280 DIFFERENCE : 0.191

LAP	SECTOR 1	SECTOR 2	LAP TIME	MPH	DIFF	TIME OF DAY
1 -		52.970	2:15.648	57.85	9.368	14:12:58.393
2 -	1:15.835	55.041	2:10.876	59.96	4.596	14:15:09.269
3 -	***1:13.264***	53.016	***2:06.280 (1)***	***62.14***		***14:17:15.549***
4 -	1:14.174	***52.825***	2:06.999 (3)	61.79	0.719	14:19:22.548
5 -	1:13.522	53.475	2:06.997 (2)	61.79	0.717	14:21:29.545

P5 58 F2 L. EASTELL / M. EASTELL — Windle F2

IDEAL LAP TIME : 2:09.399 BEST LAP TIME : 2:09.646 DIFFERENCE : 0.247

LAP	SECTOR 1	SECTOR 2	LAP TIME	MPH	DIFF	TIME OF DAY
1 -		***53.903***	2:15.338	57.98	5.692	14:12:58.083
2 -	1:15.678	55.354	2:11.032 (2)	59.89	1.386	14:15:09.115
3 -	***1:15.496***	54.150	***2:09.646 (1)***	***60.53***		***14:17:18.761***
4 -	1:17.015	54.618	2:11.633 (3)	59.62	1.987	14:19:30.394
5 -	1:17.282	56.711	2:13.993	58.57	4.347	14:21:44.387

P6 69 F2 LAMBERT / JEVANS — LCR HONDA 600

IDEAL LAP TIME : 1:57.549 BEST LAP TIME : 1:57.549 DIFFERENCE : 0.000

LAP	SECTOR 1	SECTOR 2	LAP TIME	MPH	DIFF	TIME OF DAY
1 -		54.580	3:21.182	39.00	1:23.633	14:14:03.927
2 -	1:10.001	51.770	2:01.771	64.44	4.222	14:16:05.698
3 -	1:08.610	50.408	1:59.018 (3)	65.94	1.469	14:18:04.716
4 -	1:08.386	50.259	1:58.645 (2)	66.14	1.096	14:20:03.361
5 -	***1:07.877***	***49.672***	***1:57.549 (1)***	***66.76***		***14:22:00.910***

Weather / Track : Rain / Wet

Cadwell Park: 2.1800 miles
Date: 07/07/2024 Start: 14:10 Finish: 14:20

BMCRC - MRO Championships 2024 - Rnd 5 @ Cadwell Park

BMCRC F1 & F2 Sidecars

RACE 10 - SECTOR ANALYSIS

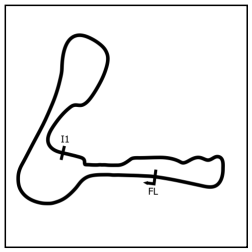

SECTOR 1 = FL to I1, SECTOR 2 = I1 to FL, DIFF = Difference To Personal Best Lap, P = Crossed Finish Line in Pit Lane, D = Time Disallowed

P7 666 F2 HANKS / BANKS GLR Honda 600

IDEAL LAP TIME : 2:38.298 BEST LAP TIME : 2:40.213 DIFFERENCE : 1.915

LAP	SECTOR 1	SECTOR 2	LAP TIME	MPH	DIFF	TIME OF DAY
1 -		***1:04.419***	2:47.048	46.98	6.835	14:13:29.793
2 -	***1:33.879***	1:06.334	***2:40.213*** **(1)**	***48.98***		***14:16:10.006***
3 -	1:38.281	1:08.196	2:46.477 **(2)**	47.14	6.264	14:18:56.483
4 -	1:42.362	1:07.411	2:49.773 **(3)**	46.22	9.560	14:21:46.256

P8 146 F2 SAUNDERS / KNAPTON LCR SUZUKI GSXR 600

IDEAL LAP TIME : 2:17.209 BEST LAP TIME : 2:17.209 DIFFERENCE : 0.000

LAP	SECTOR 1	SECTOR 2	LAP TIME	MPH	DIFF	TIME OF DAY
1 -		56.743	2:25.483	53.94	8.274	14:13:08.228
2 -	1:26.240	1:01.663	2:27.903 **(2)**	53.06	10.694	14:15:36.131
3 -	1:23.891	1:12.206	2:36.097 **(3)**	50.27	18.888	14:18:12.228
4 -	***1:20.802***	***56.407***	***2:17.209*** **(1)**	***57.19***		***14:20:29.437***

Weather / Track : Rain / Wet

Cadwell Park: 2.1800 miles
Date: 07/07/2024 Start: 14:10 Finish: 14:20

BMCRC - MRO Championships 2024 - Rnd 5 @ Cadwell Park

BMCRC F1 & F2 Sidecars

RACE 10 - BEST SECTORS

SECTOR 1				SECTOR 2			IDEAL / BEST COMPARISON					
POS	NO	NAME	TIME	NO	NAME	TIME	POS	NO	NAME	IDEAL	BEST	DIFF
									PERFECT LAP	1:54.276		
1	11	GILBERT / MULDOON	1:05.907	11	GILBERT / MULDOON	48.369	1	11	GILBERT / MULDOON	1:54.276	1:54.417	0.141
2	69	LAMBERT / JEVANS	1:07.877	62	WRIGHT / BAILEY	49.649	2	69	LAMBERT / JEVANS	1:57.549	1:57.549	0.000
3	62	WRIGHT / BAILEY	1:08.169	69	LAMBERT / JEVANS	49.672	3	62	WRIGHT / BAILEY	1:57.818	1:58.102	0.284
4	13	M. HEGARTY / LUDLOW	1:11.907	13	M. HEGARTY / LUDLOW	52.090	4	13	M. HEGARTY / LUDL(	2:03.997	2:03.997	0.000
5	128	HORTON / DAVIES	1:13.264	128	HORTON / DAVIES	52.825	5	128	HORTON / DAVIES	2:06.089	2:06.280	0.191
6	58	L. EASTELL / M. EASTELL	1:15.496	58	L. EASTELL / M. EASTELL	53.903	6	58	L. EASTELL / M. EAS	2:09.399	2:09.646	0.247
7	146	SAUNDERS / KNAPTON	1:20.802	146	SAUNDERS / KNAPTON	56.407	7	146	SAUNDERS / KNAPT(	2:17.209	2:17.209	0.000
8	666	HANKS / BANKS	1:33.879	666	HANKS / BANKS	1:04.419	8	666	HANKS / BANKS	2:38.298	2:40.213	1.915
9												

Weather / Track : Rain / Wet

Cadwell Park: 2.1800 miles
Date: 07/07/2024 Start: 14:10 Finish: 14:20

Results can be found at www.tsl-timing.com

Printed - 14:26 Sunday, 07 July 2024

BMCRC - MRO Championships 2024 - Rnd 5 @ Cadwell Park

BMCRC F1 & F2 Sidecars

RACE 10 - STATISTICS

Competitors Started	9
Planned Start	2024-07-07 @ 14:00:00.000
Actual Start	2024-07-07 @ 14:10:42.744
Finish Time	2024-07-07 @ 14:20:45.921
Track Length	2.1800mi.
Total Laps	40
Total Distance Covered	87.2007mi.

Session Fastest Lap History

NO	CL	NAME	LAP TIME	TIME OF DAY	LAP	VEHICLE
62	F1	**WRIGHT / BAILEY**	**1:58.864**	14:14:49.632	2	Yamaha RYDE F998
62	F1	**WRIGHT / BAILEY**	**1:58.102**	14:16:47.734	3	Yamaha RYDE F998
11	F1	**GILBERT / MULDOON**	**1:56.672**	14:16:55.947	3	Ryde 1000
11	F1	**GILBERT / MULDOON**	**1:55.753**	14:18:51.701	4	Ryde 1000
11	F1	**GILBERT / MULDOON**	**1:54.417**	14:20:46.048	5	Ryde 1000

Session Leader History

NO	CL	NAME	FROM LAP	LAPS LED	DISTANCE	VEHICLE
62	F1	**WRIGHT / BAILEY**	1	5	10.90 miles	Yamaha RYDE F998

Flag History

TYPE	TIME OF DAY
GREEN	14:10:42.744
FINISH	14:20:45.921

Flag Statistics

TYPE	COUNT	TOTAL LAPS	TOTAL TIME
Green	1	5	14:51.347
Red	0	0	0.000
Safety Car	0	0	0.000
FCY	0	0	0.000

Weather / Track : Rain / Wet

Cadwell Park: 2.1800 miles
Date: 07/07/2024 Start: 14:10 Finish: 14:20

BMCRC - MRO Championships 2024 - Rnd 5 @ Cadwell Park

BMCRC F1 & F2 Sidecars

RACE 10 - STATISTICS

CLASS : F1

3 Starters

Fastest Lap History

NO	NAME	LAP TIME	TIME OF DAY	LAP	VEHICLE
62	**WRIGHT / BAILEY**	**1:58.864**	14:14:49.632	2	Yamaha RYDE F998
62	**WRIGHT / BAILEY**	**1:58.102**	14:16:47.734	3	Yamaha RYDE F998
11	**GILBERT / MULDOON**	**1:56.672**	14:16:55.947	3	Ryde 1000
11	**GILBERT / MULDOON**	**1:55.753**	14:18:51.701	4	Ryde 1000
11	**GILBERT / MULDOON**	**1:54.417**	14:20:46.048	5	Ryde 1000

Leader History

NO	NAME	FROM LAP	LAPS LED	DISTANCE	VEHICLE
62	**WRIGHT / BAILEY**	1	5	10.90 miles	Yamaha RYDE F998

Weather / Track : Rain / Wet

Cadwell Park: 2.1800 miles
Date: 07/07/2024 Start: 14:10 Finish: 14:20

BMCRC - MRO Championships 2024 - Rnd 5 @ Cadwell Park

BMCRC F1 & F2 Sidecars

RACE 10 - STATISTICS

CLASS : F2

6 Starters

Fastest Lap History

NO	NAME	LAP TIME	TIME OF DAY	LAP	VEHICLE
58	**L. EASTELL / M. EASTELL**	**2:11.032**	14:15:09.142	2	Windle F2
13	**M. HEGARTY / LUDLOW**	**2:08.346**	14:15:14.004	2	Shelbourne HONDA
69	**LAMBERT / JEVANS**	**2:01.771**	14:16:05.717	2	LCR HONDA 600
69	**LAMBERT / JEVANS**	**1:59.018**	14:18:04.735	3	LCR HONDA 600
69	**LAMBERT / JEVANS**	**1:58.645**	14:20:03.381	4	LCR HONDA 600
69	**LAMBERT / JEVANS**	**1:57.549**	14:22:00.929	5	LCR HONDA 600

Leader History

NO	NAME	FROM LAP	LAPS LED	DISTANCE	VEHICLE
58	**L. EASTELL / M. EASTELL**	1	3	6.54 miles	Windle F2
13	**M. HEGARTY / LUDLOW**	4	2	4.36 miles	Shelbourne HONDA

Weather / Track : Rain / Wet

Cadwell Park: 2.1800 miles
Date: 07/07/2024 Start: 14:10 Finish: 14:20

BMCRC - MRO Championships 2024 - Rnd 5 @ Cadwell Park

BMCRC F1 & F2 Sidecars

RACE 21 - GRID (6 Laps)

ROW 7	13	33	S. HEGARTY / NEAVE	14	121	LAWRENCE / PYMM	
ROW 6	11	91	WILLIAMS / PITT	12	28	HOLDEN / SALSBURY	
ROW 5	9	113	HANDCOCK / GORDON	10	167	PETTMAN / STAVELEY	
ROW 4	7	146	SAUNDERS / KNAPTON 2:17.209	8	666	HANKS / BANKS 2:40.213	
ROW 3	5	128	HORTON / DAVIES 2:06.280	6	58	L. EASTELL / M. EASTELL 2:09.646	
ROW 2	3	62	WRIGHT / BAILEY 1:58.102	4	13	M. HEGARTY / LUDLOW 2:03.997	
ROW 1	1	11	GILBERT / MULDOON 1:54.417 **Pole**	2	69	LAMBERT / JEVANS 1:57.549	

These results are provisional until the conclusion of any judicial and technical matters.

Cadwell Park: 2.1800 miles

Clerk Of Course:	Stewards:	Timekeeper: Craig Smith	

Results can be found at www.tsl-timing.com

Printed - 14:28 Sunday, 07 July 2024

BMCRC - MRO Championships 2024 - Rnd 5 @ Cadwell Park

BMCRC F1 & F2 Sidecars

RACE 21 - CLASSIFICATION

Race Distance: 5 Laps / 10.90 miles

POS	NO	CL	PIC	NAME	ENTRY	LAPS	TIME	GAP	DIFF	MPH	BEST	ON	GRD	↑↓
1	**11**	F1	1	**GILBERT / MULDOON**	Ryde 1000	**5**	8:42.487			75.10	**1:42.504**	5	1	0
2	**69**	F2	1	**LAMBERT / JEVANS**	LCR HONDA 600	**5**	8:45.294	**2.807**	2.807	74.70	**1:43.281**	4	2	0
3	**62**	F1	2	**WRIGHT / BAILEY**	Yamaha RYDE F998	**5**	8:45.901	**3.414**	0.607	74.61	**1:42.940**	5	3	0
4	**13**	F2	2	**M. HEGARTY / LUDLOW**	Shelbourne HONDA	**5**	8:56.111	**13.624**	10.210	73.19	**1:45.012**	5	4	0
5	**128**	F1	3	**HORTON / DAVIES**		**5**	9:08.324	**25.837**	12.213	71.56	**1:47.577**	2	5	0
6	**113**	F2	3	**HANDCOCK / GORDON**	Shelbourne F2	**5**	9:13.678	**31.191**	5.354	70.87	**1:46.694**	4	9	3
7	**146**	F2	4	**SAUNDERS / KNAPTON**	LCR SUZUKI GSXR 600	**5**	9:32.139	**49.652**	18.461	68.58	**1:51.916**	3	7	0
8	**666**	F2	5	**HANKS / BANKS**	GLR Honda 600	**5**	10:13.188	**1:30.701**	41.049	63.99	**2:00.017**	5	8	0
9	**167**	F1	4	**PETTMAN / STAVELEY**	Baker 1000 YAMAHA	**5**	10:37.849	**1:55.362**	24.661	61.51	**2:04.376**	4	10	1

FASTEST LAP

11	F1	**GILBERT / MULDOON**	Ryde 1000	**5**	1:42.504	76.56 mph	123.21 kph
69	F2	**LAMBERT / JEVANS**	LCR HONDA 600	**4**	1:43.281	75.98 mph	122.29 kph

Comments:
Class F1 - 92.5% of Race Speed = 69.46 mph
Class F2 - 92.5% of Race Speed = 69.09 mph

Weather / Track : Cloudy / Dry
These results are provisional until the conclusion of any judicial and technical matters.

Date: 07/07/2024 Start: 18:09 Finish: 18:18
Cadwell Park: 2.1800 miles

Clerk Of Course:	Stewards:	Timekeeper: Craig Smith	

Results can be found at www.tsl-timing.com

Printed - 18:21 Sunday, 07 July 2024

BMCRC - MRO Championships 2024 - Rnd 5 @ Cadwell Park

BMCRC F1 & F2 Sidecars

RACE 21 - LAP CHART

LAP 1		@ 18:11:32.667
NO	BEHIND	LAP TIME
69		1:49.651
11	0.398	1:50.049
62	1.868	1:51.519
13	3.399	1:53.050
128	4.143	1:53.794
146	8.830	1:58.481
113	9.146	1:58.797
666	17.343	2:06.994
167	24.928	2:14.579

LAP 2		@ 18:13:17.292
NO	BEHIND	LAP TIME
69		1:44.625
11	0.322	1:44.549
62	0.992	1:43.749
13	5.900	1:47.126
128	7.095	1:47.577
113	16.423	1:51.902
146	17.084	1:52.879
666	35.125	2:02.407
167	47.306	2:07.003

LAP 3		@ 18:15:00.144
NO	BEHIND	LAP TIME
11		1:42.530
69	1.492	1:44.344
62	2.055	1:43.915
13	8.433	1:45.385
128	12.809	1:48.566
113	21.374	1:47.803
146	26.148	1:51.916
666	53.578	2:01.305
167	1:11.727	2:07.273

LAP 4		@ 18:16:42.999
NO	BEHIND	LAP TIME
11		1:42.855
69	1.918	1:43.281
62	2.978	1:43.778
13	11.116	1:45.538
128	18.709	1:48.755
113	25.213	1:46.694
146	38.017	1:54.724
666	1:13.188	2:02.465
167	1:33.248	2:04.376

LAP 5		@ 18:18:25.503
NO	BEHIND	LAP TIME
11		1:42.504
69	2.807	1:43.393
62	3.414	1:42.940
13	13.624	1:45.012
128	25.837	1:49.632
113	31.191	1:48.482
146	49.652	1:54.139
666	1:30.701	2:00.017
167	1:55.362	2:04.618

Weather / Track : Cloudy / Dry

Cadwell Park: 2.1800 miles
Date: 07/07/2024 Start: 18:09 Finish: 18:18

Results can be found at www.tsl-timing.com

Printed - 18:20 Sunday, 07 July 2024

BMCRC - MRO Championships 2024 - Rnd 5 @ Cadwell Park

BMCRC F1 & F2 Sidecars

RACE 21 - POSITION CHART

No	Name	Lap / Pos	1	2	3	4	5
11	GILBERT / MULDOON	1	69	69	11	11	11
69	LAMBERT / JEVANS	2	11	11	69	69	69
62	WRIGHT / BAILEY	3	62	62	62	62	62
13	M. HEGARTY / LUDLOV	4	13	13	13	13	13
128	HORTON / DAVIES	5	128	128	128	128	128
146	SAUNDERS / KNAPTO	6	146	113	113	113	113
666	HANKS / BANKS	7	113	146	146	146	146
113	HANDCOCK / GORDON	8	666	666	666	666	666
167	PETTMAN / STAVELEY	9	167	167	167	167	167

Weather / Track : Cloudy / Dry

Cadwell Park: 2.1800 miles
Date: 07/07/2024 Start: 18:09 Finish: 18:18

Results can be found at www.tsl-timing.com

Printed - 18:20 Sunday, 07 July 2024

BMCRC - MRO Championships 2024 - Rnd 5 @ Cadwell Park

BMCRC F1 & F2 Sidecars

RACE 21 - SECTOR ANALYSIS

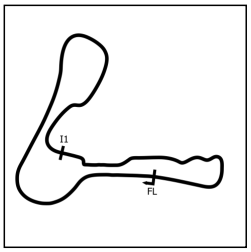

SECTOR 1 = FL to I1, SECTOR 2 = I1 to FL, DIFF = Difference To Personal Best Lap, P = Crossed Finish Line in Pit Lane, D = Time Disallowed

P1 11 F1 GILBERT / MULDOON — Ryde 1000

IDEAL LAP TIME : 1:42.267 BEST LAP TIME : 1:42.504 DIFFERENCE : 0.237

LAP	SECTOR 1	SECTOR 2	LAP TIME	MPH	DIFF	TIME OF DAY
1 -		44.257	1:50.049	71.31	7.545	18:11:33.065
2 -	59.599	44.950	1:44.549	75.06	2.045	18:13:17.614
3 -	59.083	***43.447***	1:42.530 **(2)**	76.54	0.026	18:15:00.144
4 -	58.834	44.021	1:42.855 **(3)**	76.30	0.351	18:16:42.999
5 -	***58.820***	43.684	***1:42.504*** **(1)**	***76.56***		***18:18:25.503***

P2 69 F2 LAMBERT / JEVANS — LCR HONDA 600

IDEAL LAP TIME : 1:43.272 BEST LAP TIME : 1:43.281 DIFFERENCE : 0.009

LAP	SECTOR 1	SECTOR 2	LAP TIME	MPH	DIFF	TIME OF DAY
1 -		44.738	1:49.651	71.57	6.370	18:11:32.667
2 -	59.655	44.970	1:44.625	75.01	1.344	18:13:17.292
3 -	59.606	44.738	1:44.344 **(3)**	75.21	1.063	18:15:01.636
4 -	***59.183***	44.098	***1:43.281*** **(1)**	***75.98***		***18:16:44.917***
5 -	59.304	***44.089***	1:43.393 **(2)**	75.90	0.112	18:18:28.310

P3 62 F1 WRIGHT / BAILEY — Yamaha RYDE F998

IDEAL LAP TIME : 1:42.751 BEST LAP TIME : 1:42.940 DIFFERENCE : 0.189

LAP	SECTOR 1	SECTOR 2	LAP TIME	MPH	DIFF	TIME OF DAY
1 -		44.538	1:51.519	70.37	8.579	18:11:34.535
2 -	59.169	44.580	1:43.749 **(2)**	75.64	0.809	18:13:18.284
3 -	59.409	44.506	1:43.915	75.52	0.975	18:15:02.199
4 -	59.785	***43.993***	1:43.778 **(3)**	75.62	0.838	18:16:45.977
5 -	***58.758***	44.182	***1:42.940*** **(1)**	***76.23***		***18:18:28.917***

P4 13 F2 M. HEGARTY / LUDLOW — Shelbourne HONDA

IDEAL LAP TIME : 1:45.012 BEST LAP TIME : 1:45.012 DIFFERENCE : 0.000

LAP	SECTOR 1	SECTOR 2	LAP TIME	MPH	DIFF	TIME OF DAY
1 -		46.030	1:53.050	69.42	8.038	18:11:36.066
2 -	1:01.740	45.386	1:47.126	73.26	2.114	18:13:23.192
3 -	1:00.577	44.808	1:45.385 **(2)**	74.47	0.373	18:15:08.577
4 -	1:00.892	44.646	1:45.538 **(3)**	74.36	0.526	18:16:54.115
5 -	***1:00.423***	***44.589***	***1:45.012*** **(1)**	***74.73***		***18:18:39.127***

P5 128 F1 HORTON / DAVIES

IDEAL LAP TIME : 1:47.229 BEST LAP TIME : 1:47.577 DIFFERENCE : 0.348

LAP	SECTOR 1	SECTOR 2	LAP TIME	MPH	DIFF	TIME OF DAY
1 -		***45.431***	1:53.794	68.96	6.217	18:11:36.810
2 -	***1:01.798***	45.779	***1:47.577*** **(1)**	***72.95***		***18:13:24.387***
3 -	1:02.805	45.761	1:48.566 **(2)**	72.28	0.989	18:15:12.953
4 -	1:03.153	45.602	1:48.755 **(3)**	72.16	1.178	18:17:01.708
5 -	1:02.824	46.808	1:49.632	71.58	2.055	18:18:51.340

P6 113 F2 HANDCOCK / GORDON — Shelbourne F2

IDEAL LAP TIME : 1:46.694 BEST LAP TIME : 1:46.694 DIFFERENCE : 0.000

LAP	SECTOR 1	SECTOR 2	LAP TIME	MPH	DIFF	TIME OF DAY
1 -		49.017	1:58.797	66.06	12.103	18:11:41.813
2 -	1:04.513	47.389	1:51.902	70.13	5.208	18:13:33.715
3 -	1:01.946	45.857	1:47.803 **(2)**	72.80	1.109	18:15:21.518
4 -	***1:01.198***	***45.496***	***1:46.694*** **(1)**	***73.55***		***18:17:08.212***
5 -	1:02.301	46.181	1:48.482 **(3)**	72.34	1.788	18:18:56.694

Weather / Track : Cloudy / Dry

Cadwell Park: 2.1800 miles
Date: 07/07/2024 Start: 18:09 Finish: 18:18

BMCRC - MRO Championships 2024 - Rnd 5 @ Cadwell Park

BMCRC F1 & F2 Sidecars

RACE 21 - SECTOR ANALYSIS

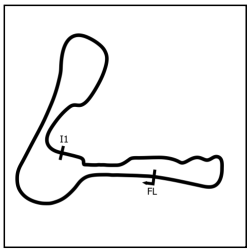

SECTOR 1 = FL to I1, SECTOR 2 = I1 to FL, DIFF = Difference To Personal Best Lap, P = Crossed Finish Line in Pit Lane, D = Time Disallowed

P7 146 F2 SAUNDERS / KNAPTON LCR SUZUKI GSXR 600

IDEAL LAP TIME : 1:51.862 BEST LAP TIME : 1:51.916 DIFFERENCE : 0.054

LAP	SECTOR 1	SECTOR 2	LAP TIME	MPH	DIFF	TIME OF DAY
1 -		49.001	1:58.481	66.23	6.565	18:11:41.497
2 -	1:04.594	***48.285***	1:52.879 **(2)**	69.52	0.963	18:13:34.376
3 -	***1:03.577***	48.339	***1:51.916*** **(1)**	***70.12***		***18:15:26.292***
4 -	1:05.869	48.855	1:54.724	68.40	2.808	18:17:21.016
5 -	1:05.099	49.040	1:54.139 **(3)**	68.75	2.223	18:19:15.155

P8 666 F2 HANKS / BANKS GLR Honda 600

IDEAL LAP TIME : 2:00.017 BEST LAP TIME : 2:00.017 DIFFERENCE : 0.000

LAP	SECTOR 1	SECTOR 2	LAP TIME	MPH	DIFF	TIME OF DAY
1 -		51.799	2:06.994	61.79	6.977	18:11:50.010
2 -	1:11.241	51.166	2:02.407 **(3)**	64.11	2.390	18:13:52.417
3 -	1:10.016	51.289	2:01.305 **(2)**	64.69	1.288	18:15:53.722
4 -	1:10.139	52.326	2:02.465	64.08	2.448	18:17:56.187
5 -	***1:09.300***	***50.717***	***2:00.017*** **(1)**	***65.39***		***18:19:56.204***

P9 167 F1 PETTMAN / STAVELEY Baker 1000 YAMAHA

IDEAL LAP TIME : 2:04.183 BEST LAP TIME : 2:04.376 DIFFERENCE : 0.193

LAP	SECTOR 1	SECTOR 2	LAP TIME	MPH	DIFF	TIME OF DAY
1 -		53.707	2:14.579	58.31	10.203	18:11:57.595
2 -	1:14.277	52.726	2:07.003 **(3)**	61.79	2.627	18:14:04.598
3 -	1:14.302	52.971	2:07.273	61.66	2.897	18:16:11.871
4 -	***1:11.771***	52.605	***2:04.376*** **(1)**	***63.09***		***18:18:16.247***
5 -	1:12.206	***52.412***	2:04.618 **(2)**	62.97	0.242	18:20:20.865

Weather / Track : Cloudy / Dry

Cadwell Park: 2.1800 miles
Date: 07/07/2024 Start: 18:09 Finish: 18:18

BMCRC - MRO Championships 2024 - Rnd 5 @ Cadwell Park

BMCRC F1 & F2 Sidecars

RACE 21 - BEST SECTORS

SECTOR 1				SECTOR 2			IDEAL / BEST COMPARISON					
POS	NO	NAME	TIME	NO	NAME	TIME	POS	NO	NAME	IDEAL	BEST	DIFF
									PERFECT LAP	1:42.205		
1	**62**	WRIGHT / BAILEY	**58.758**	**11**	GILBERT / MULDOON	**43.447**	*1*	**11**	GILBERT / MULDOON	1:42.267	1:42.504	**0.237**
2	**11**	GILBERT / MULDOON	**58.820**	**62**	WRIGHT / BAILEY	**43.993**	*2*	**62**	WRIGHT / BAILEY	1:42.751	1:42.940	**0.189**
3	**69**	LAMBERT / JEVANS	**59.183**	**69**	LAMBERT / JEVANS	**44.089**	*3*	**69**	LAMBERT / JEVANS	1:43.272	1:43.281	**0.009**
4	**13**	M. HEGARTY / LUDLOW	**1:00.423**	**13**	M. HEGARTY / LUDLOW	**44.589**	*4*	**13**	M. HEGARTY / LUDLO	1:45.012	1:45.012	**0.000**
5	**113**	HANDCOCK / GORDON	**1:01.198**	**128**	HORTON / DAVIES	**45.431**	*5*	**113**	HANDCOCK / GORDO	1:46.694	1:46.694	**0.000**
6	**128**	HORTON / DAVIES	**1:01.798**	**113**	HANDCOCK / GORDON	**45.496**	*6*	**128**	HORTON / DAVIES	1:47.229	1:47.577	**0.348**
7	**146**	SAUNDERS / KNAPTON	**1:03.577**	**146**	SAUNDERS / KNAPTON	**48.285**	*7*	**146**	SAUNDERS / KNAPTO	1:51.862	1:51.916	**0.054**
8	**666**	HANKS / BANKS	**1:09.300**	**666**	HANKS / BANKS	**50.717**	*8*	**666**	HANKS / BANKS	2:00.017	2:00.017	**0.000**
9	**167**	PETTMAN / STAVELEY	**1:11.771**	**167**	PETTMAN / STAVELEY	**52.412**	*9*	**167**	PETTMAN / STAVELE	2:04.183	2:04.376	**0.193**

Weather / Track : Cloudy / Dry

Cadwell Park: 2.1800 miles
Date: 07/07/2024 Start: 18:09 Finish: 18:18

Results can be found at www.tsl-timing.com

Printed - 18:20 Sunday, 07 July 2024

BMCRC - MRO Championships 2024 - Rnd 5 @ Cadwell Park

BMCRC F1 & F2 Sidecars

RACE 21 - STATISTICS

Competitors Started	9
Planned Start	2024-07-07 @ 17:55:00.000
Actual Start	2024-07-07 @ 18:09:43.015
Finish Time	2024-07-07 @ 18:18:25.502
Track Length	2.1800mi.
Total Laps	45
Total Distance Covered	98.1008mi.

Session Fastest Lap History

NO	CL	NAME	LAP TIME	TIME OF DAY	LAP	VEHICLE
69	F2	**LAMBERT / JEVANS**	**1:44.625**	18:13:17.310	2	LCR HONDA 600
11	F1	**GILBERT / MULDOON**	**1:44.549**	18:13:17.640	2	Ryde 1000
62	F1	**WRIGHT / BAILEY**	**1:43.749**	18:13:18.295	2	Yamaha RYDE F998
11	F1	**GILBERT / MULDOON**	**1:42.530**	18:15:00.170	3	Ryde 1000
11	F1	**GILBERT / MULDOON**	**1:42.504**	18:18:25.530	5	Ryde 1000

Session Leader History

NO	CL	NAME	FROM LAP	LAPS LED	DISTANCE	VEHICLE
69	F2	**LAMBERT / JEVANS**	1	2	4.36 miles	LCR HONDA 600
11	F1	**GILBERT / MULDOON**	3	3	6.54 miles	Ryde 1000

Flag History

TYPE	TIME OF DAY
GREEN	18:09:43.015
FINISH	18:18:25.502

Flag Statistics

TYPE	COUNT	TOTAL LAPS	TOTAL TIME
Green	1	5	10:43.511
Red	0	0	0.000
Safety Car	0	0	0.000
FCY	0	0	0.000

Weather / Track : Cloudy / Dry

Cadwell Park: 2.1800 miles
Date: 07/07/2024 Start: 18:09 Finish: 18:18

BMCRC - MRO Championships 2024 - Rnd 5 @ Cadwell Park

BMCRC F1 & F2 Sidecars

RACE 21 - STATISTICS

CLASS : F1

4 Starters

Fastest Lap History

NO	NAME	LAP TIME	TIME OF DAY	LAP	VEHICLE
11	**GILBERT / MULDOON**	**1:44.549**	18:13:17.640	2	Ryde 1000
62	**WRIGHT / BAILEY**	**1:43.749**	18:13:18.295	2	Yamaha RYDE F998
11	**GILBERT / MULDOON**	**1:42.530**	18:15:00.170	3	Ryde 1000
11	**GILBERT / MULDOON**	**1:42.504**	18:18:25.530	5	Ryde 1000

Leader History

NO	NAME	FROM LAP	LAPS LED	DISTANCE	VEHICLE
11	**GILBERT / MULDOON**	1	5	10.90 miles	Ryde 1000

Weather / Track : Cloudy / Dry

Cadwell Park: 2.1800 miles
Date: 07/07/2024 Start: 18:09 Finish: 18:18

BMCRC - MRO Championships 2024 - Rnd 5 @ Cadwell Park

BMCRC F1 & F2 Sidecars

RACE 21 - STATISTICS

CLASS : F2

5 Starters

Fastest Lap History

NO	NAME	LAP TIME	TIME OF DAY	LAP	VEHICLE
69	**LAMBERT / JEVANS**	**1:44.625**	18:13:17.310	2	LCR HONDA 600
69	**LAMBERT / JEVANS**	**1:44.344**	18:15:01.654	3	LCR HONDA 600
69	**LAMBERT / JEVANS**	**1:43.281**	18:16:44.935	4	LCR HONDA 600

Leader History

NO	NAME	FROM LAP	LAPS LED	DISTANCE	VEHICLE
69	**LAMBERT / JEVANS**	1	5	10.90 miles	LCR HONDA 600

Weather / Track : Cloudy / Dry

Cadwell Park: 2.1800 miles
Date: 07/07/2024 Start: 18:09 Finish: 18:18

TW SUSPENSION BMCRC THUNDERBIKE EXTREME / ALFs MOTORCYCLES BMCRC THUNDERBIKE ULTRA

BMCRC-MRO Championships - Round 5

Cadwell Park

6th / 7th July 2024

Timing & Results Provided by Timing Solutions Ltd

www.tsl-timing.com

Cadwell Park Circuit

Louth, Lincolnshire, UK

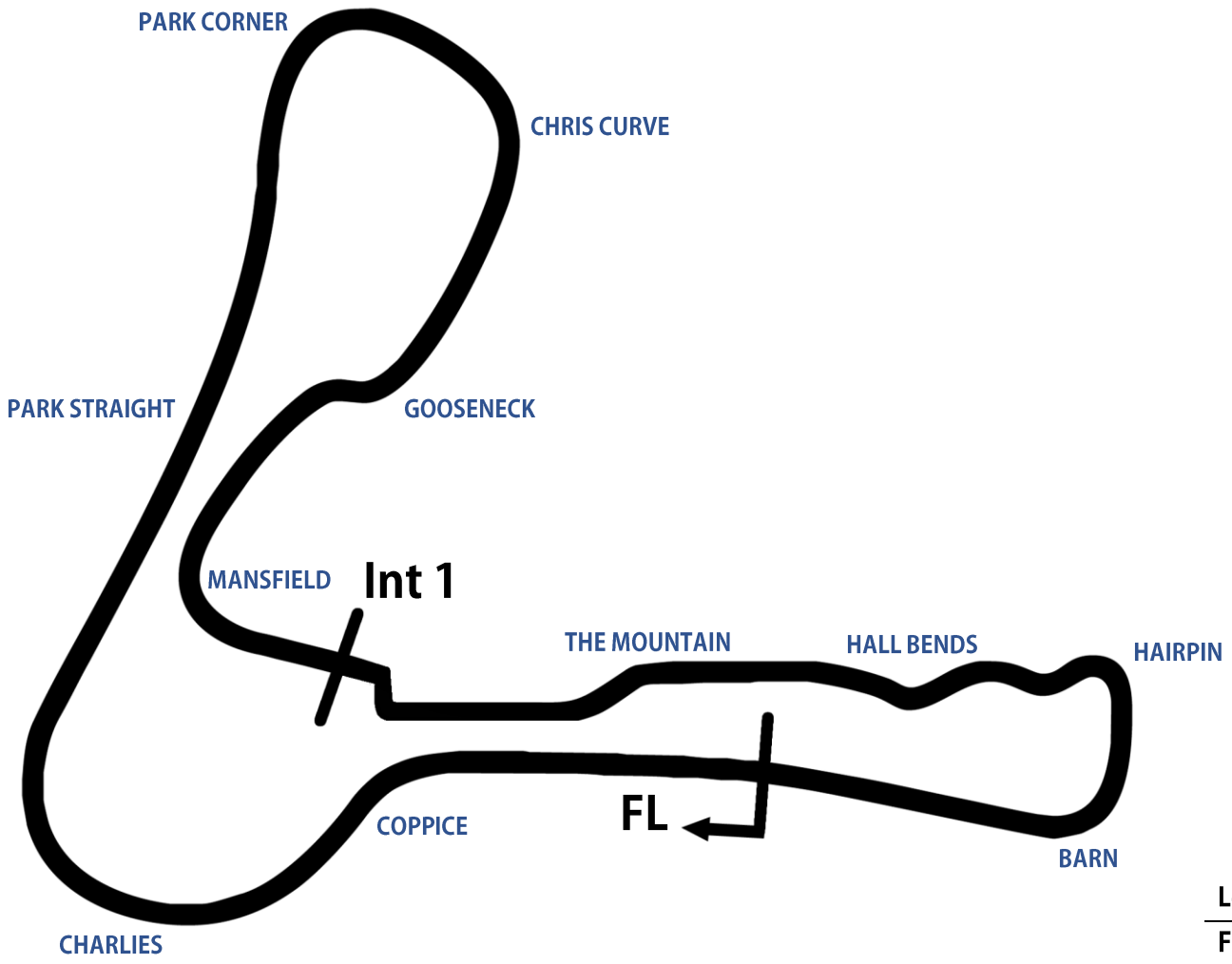

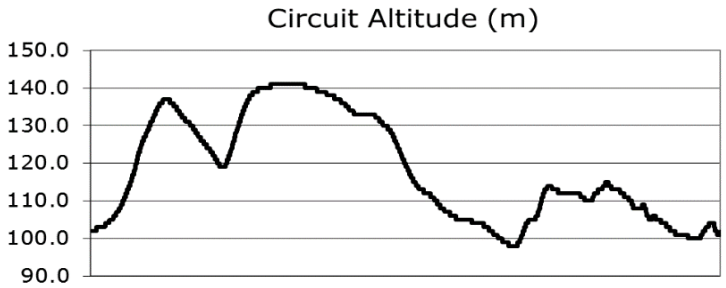

Length	2.1800 miles | 3.508 km | 3508.4m		
FL		53.31024 N	0.05940 W
Int 1	2330m	53.30708 N	0.06270 W
Pit Entry	3427m	53.31103 N	0.05889 W
Pit Exit	0m after FL	53.31030 N	0.05940 w
Pit Entry - Pit Exit	92m, 6.6s @ 50kph, 5.5s @ 60kph		

Results & Live Timing available at – www.tsl-timing.com

Updated - 24/01/2024 10:35

BMCRC - MRO Championships 2024 - Rnd 5 @ Cadwell Park

BMCRC Thunderbike Ultra & Extreme

QUALIFYING - CLASSIFICATION

POS	NO	CL	PIC	NAME	ENTRY	TIME	ON	LAPS	GAP	DIFF	MPH
1	**800**	U	1	**Morgan CREASEY**	Suzuki GSXR 1000 K7 - Warics Ltd	**1:50.554**	5	5			70.98
2	**169**	U	2	**Cory SMITH**	Suzuki K1 1000 -	**1:54.031**	5	5	**3.477**	3.477	68.82
3	**85**	U	3	**Clinton WOOD**	Suzuki GSXR1000 - Clinton Wood	**1:54.721**	5	5	**4.167**	0.690	68.41
4	**59**	U	4	**Andrew DENYER**	Triumph 675 - Me	**1:55.239**	5	5	**4.685**	0.518	68.10
5	**20**	U	5	**Connor SWYER**	Suzuki GSXR 1000 K6 - WSC Performace & lleithyr far	**1:56.147**	5	5	**5.593**	0.908	67.57
6	**777**	E	1	**Neil RUTLEDGE**	- Brocklebank reclaims ltd, shirelocks,Millie scale racin	**1:56.645**	4	5	**6.091**	0.498	67.28
7	**78**	U	6	**Jamie THOMAS**	Suzuki GSXR 1000 - Team RubyRacing	**1:57.919**	2	3	**7.365**	1.274	66.55
8	**19**	U	7	**Tyler DONOVAN**	Kawasaki ZX10R - Tinder Corp	**1:58.621**	5	5	**8.067**	0.702	66.16
9	**258**	U	8	**Ande FRIEND**	Kawasaki ZX10R - Flying Colours Motorcycle Training	**1:58.644**	2	3	**8.090**	0.023	66.14
10	**54**	E	2	**Andrew SAUNDERS**	Suzuki GSXR 750 K1 - Ron G & Super Sam	**1:59.354**	2	2	**8.800**	0.710	65.75
11	**77**	E	3	**David MAY**	Suzuki GSXR 750 K1 - Orchard Cooling/ Team Silver A	**2:02.645**	3	5	**12.091**	3.291	63.99
12	**152**	E	4	**Sean GOLDSMITH**	Kawasaki ZX7R - Vanguard Motorsport	**2:03.198**	3	5	**12.644**	0.553	63.70
13	**168**	E	5	**Ian ASHBY**	Triumph 955I - Clive Wood Triumph	**2:06.014**	5	5	**15.460**	2.816	62.27
14	**17**	U	9	**Jordan KILLWORTH**	Yamaha R1 4C8 - Greenplant/BK/Rabbit	**2:06.925**	5	5	**16.371**	0.911	61.83
15	**48**	E	6	**Shaun WALLIS**	Yamaha R6 - MBC Despatch Racing	**2:07.043**	5	5	**16.489**	0.118	61.77
16	**4**	U	10	**Hayden KILLWORTH**	Suzuki GSXR 1000 - GreenPlantUK - H11xy - Helmet (	**2:10.562**	5	5	**20.008**	3.519	60.10
17	**51**	E	7	**Paul BEESLEY**	Aprilia MILLIE RSV -	**2:11.661**	5	5	**21.107**	1.099	59.60
18	**89**	E	8	**Daryl SKINNS**	Suzuki GSXR 750 - Indoor Climate Systems UK Ltd	**2:12.605**	3	3	**22.051**	0.944	59.18
19	**96**	U	11	**Pete SCOTT**	Suzuki GSXR1000K5 - South Hill MOT Centre	**2:15.282**	4	4	**24.728**	2.677	58.01
20	**62**	U	12	**David PATERSON**	Suzuki GSXR1000 - The love of a good woman / JP ra	**2:32.227**	1	1	**41.673**	16.945	51.55

Weather / Track : Rain / Wet

These results are provisional until the conclusion of any judicial and technical matters.

Date: 06/07/2024 Start: 10:06 Finish: 10:16

Cadwell Park: 2.1800 miles

Clerk Of Course:	Stewards:	Timekeeper: Craig Smith	

Results can be found at www.tsl-timing.com

Printed - 10:18 Saturday, 06 July 2024

BMCRC - MRO Championships 2024 - Rnd 5 @ Cadwell Park

BMCRC Thunderbike Ultra & Extreme

QUALIFYING - SECTOR ANALYSIS

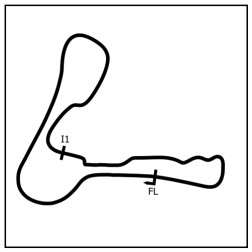

SECTOR 1 = FL to I1, SECTOR 2 = I1 to FL, DIFF = Difference To Personal Best Lap, P = Crossed Finish Line in Pit Lane, D = Time Disallowed

P1 800 U Morgan CREASEY Suzuki GSXR 1000 K7 - Warics Ltd

IDEAL LAP TIME : 1:50.554 BEST LAP TIME : 1:50.554 DIFFERENCE : 0.000

LAP	SECTOR 1	SECTOR 2	LAP TIME	MPH	DIFF	TIME OF DAY
1 -	1:13.659	51.905	2:05.564	62.50	15.010	10:08:45.899
2 -	1:08.376	49.144	1:57.520	66.78	6.966	10:10:43.419
3 -	1:06.566	48.713	1:55.279 (3)	68.07	4.725	10:12:38.698
4 -	1:05.400	47.760	1:53.160 (2)	69.35	2.606	10:14:31.858
5 -	***1:04.355***	***46.199***	***1:50.554 (1)***	***70.98***		***10:16:22.412***

P2 169 U Cory SMITH Suzuki K1 1000 -

IDEAL LAP TIME : 1:54.031 BEST LAP TIME : 1:54.031 DIFFERENCE : 0.000

LAP	SECTOR 1	SECTOR 2	LAP TIME	MPH	DIFF	TIME OF DAY
1 -	1:19.378	55.908	2:15.286	58.01	21.255	10:09:09.406
2 -	1:12.107	50.784	2:02.891	63.86	8.860	10:11:12.297
3 -	1:08.933	48.354	1:57.287 (2)	66.91	3.256	10:13:09.584
4 -	1:08.049	52.084	2:00.133 (3)	65.32	6.102	10:15:09.717
5 -	***1:07.233***	***46.798***	***1:54.031 (1)***	***68.82***		***10:17:03.748***

P3 85 U Clinton WOOD Suzuki GSXR1000 - Clinton Wood

IDEAL LAP TIME : 1:54.721 BEST LAP TIME : 1:54.721 DIFFERENCE : 0.000

LAP	SECTOR 1	SECTOR 2	LAP TIME	MPH	DIFF	TIME OF DAY
1 -	1:14.196	54.198	2:08.394	61.12	13.673	10:09:46.083
2 -	1:11.100	50.756	2:01.856	64.40	7.135	10:11:47.939
3 -	1:08.619	49.549	1:58.168 (3)	66.41	3.447	10:13:46.107
4 -	1:07.678	49.357	1:57.035 (2)	67.05	2.314	10:15:43.142
5 -	***1:06.763***	***47.958***	***1:54.721 (1)***	***68.41***		***10:17:37.863***

P4 59 U Andrew DENYER Triumph 675 - Me

IDEAL LAP TIME : 1:54.183 BEST LAP TIME : 1:55.239 DIFFERENCE : 1.056

LAP	SECTOR 1	SECTOR 2	LAP TIME	MPH	DIFF	TIME OF DAY
1 -	1:16.040	58.807	2:14.847	58.19	19.608	10:09:12.740
2 -	1:10.960	50.438	2:01.398	64.64	6.159	10:11:14.138
3 -	1:08.808	48.388	1:57.196 (2)	66.96	1.957	10:13:11.334
4 -	***1:06.501***	52.317	1:58.818 (3)	66.05	3.579	10:15:10.152
5 -	1:07.557	***47.682***	***1:55.239 (1)***	***68.10***		***10:17:05.391***

P5 20 U Connor SWYER Suzuki GSXR 1000 K6 - WSC Performace & lleithyr farm & Dad

IDEAL LAP TIME : 1:56.147 BEST LAP TIME : 1:56.147 DIFFERENCE : 0.000

LAP	SECTOR 1	SECTOR 2	LAP TIME	MPH	DIFF	TIME OF DAY
1 -	1:13.322	51.935	2:05.257	62.65	9.110	10:08:41.304
2 -	1:09.283	49.939	1:59.222	65.82	3.075	10:10:40.526
3 -	1:07.991	49.547	1:57.538 (2)	66.77	1.391	10:12:38.064
4 -	1:08.162	50.041	1:58.203 (3)	66.39	2.056	10:14:36.267
5 -	***1:07.466***	***48.681***	***1:56.147 (1)***	***67.57***		***10:16:32.414***

P6 777 E Neil RUTLEDGE - Brocklebank reclaims ltd, shirelocks,Millie scale racing

IDEAL LAP TIME : 1:56.275 BEST LAP TIME : 1:56.645 DIFFERENCE : 0.370

LAP	SECTOR 1	SECTOR 2	LAP TIME	MPH	DIFF	TIME OF DAY
1 -	1:19.086	53.659	2:12.745	59.12	16.100	10:09:04.546
2 -	1:10.512	49.884	2:00.396	65.18	3.751	10:11:04.942
3 -	1:07.987	49.998	1:57.985 (3)	66.51	1.340	10:13:02.927
4 -	***1:07.350***	49.295	***1:56.645 (1)***	***67.28***		***10:14:59.572***
5 -	1:08.724	***48.925***	1:57.649 (2)	66.70	1.004	10:16:57.221

Weather / Track : Rain / Wet

Cadwell Park: 2.1800 miles
Date: 06/07/2024 Start: 10:06 Finish: 10:16

BMCRC - MRO Championships 2024 - Rnd 5 @ Cadwell Park

BMCRC Thunderbike Ultra & Extreme

QUALIFYING - SECTOR ANALYSIS

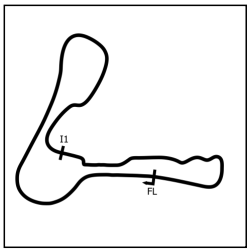

SECTOR 1 = FL to I1, SECTOR 2 = I1 to FL, DIFF = Difference To Personal Best Lap, P = Crossed Finish Line in Pit Lane, D = Time Disallowed

P7 78 U Jamie THOMAS — Suzuki GSXR 1000 - Team RubyRacing

IDEAL LAP TIME : 1:56.979 BEST LAP TIME : 1:57.919 DIFFERENCE : 0.940

LAP	SECTOR 1	SECTOR 2	LAP TIME	MPH	DIFF	TIME OF DAY
1 -	1:14.100	50.064	2:04.164 (2)	63.20	6.245	10:08:42.704
2 -	1:09.007	***48.912***	***1:57.919 (1)***	***66.55***		***10:10:40.623***
3 -	***1:08.067***	IN PIT	2:33.292 P	51.19	35.373	10:13:13.915

P8 19 U Tyler DONOVAN — Kawasaki ZX10R - Tinder Corp

IDEAL LAP TIME : 1:58.621 BEST LAP TIME : 1:58.621 DIFFERENCE : 0.000

LAP	SECTOR 1	SECTOR 2	LAP TIME	MPH	DIFF	TIME OF DAY
1 -	1:24.337	56.943	2:21.280	55.54	22.659	10:09:25.111
2 -	1:16.829	53.712	2:10.541	60.11	11.920	10:11:35.652
3 -	1:12.035	53.214	2:05.249 (3)	62.65	6.628	10:13:40.901
4 -	1:09.773	51.052	2:00.825 (2)	64.95	2.204	10:15:41.726
5 -	***1:09.196***	***49.425***	***1:58.621 (1)***	***66.16***		***10:17:40.347***

P9 258 U Ande FRIEND — Kawasaki ZX10R - Flying Colours Motorcycle Training

IDEAL LAP TIME : 1:57.984 BEST LAP TIME : 1:58.644 DIFFERENCE : 0.660

LAP	SECTOR 1	SECTOR 2	LAP TIME	MPH	DIFF	TIME OF DAY
1 -	1:17.746	50.888	2:08.634 (3)	61.01	9.990	10:09:00.950
2 -	1:08.858	49.786	***1:58.644 (1)***	***66.14***		***10:10:59.594***
3 -	1:09.612	***49.689***	1:59.301 (2)	65.78	0.657	10:12:58.895

P10 54 E Andrew SAUNDERS — Suzuki GSXR 750 K1 - Ron G & Super Sam

IDEAL LAP TIME : 1:59.354 BEST LAP TIME : 1:59.354 DIFFERENCE : 0.000

LAP	SECTOR 1	SECTOR 2	LAP TIME	MPH	DIFF	TIME OF DAY
1 -	1:14.252	52.003	2:06.255 (2)	62.16	6.901	10:08:46.997
2 -	***1:09.750***	***49.604***	***1:59.354 (1)***	***65.75***		***10:10:46.351***

P11 77 E David MAY — Suzuki GSXR 750 K1 - Orchard Cooling/ Team Silver Arrows

IDEAL LAP TIME : 2:02.645 BEST LAP TIME : 2:02.645 DIFFERENCE : 0.000

LAP	SECTOR 1	SECTOR 2	LAP TIME	MPH	DIFF	TIME OF DAY
1 -	1:26.588	54.370	2:20.958	55.67	18.313	10:09:06.820
2 -	1:14.175	52.539	2:06.714	61.93	4.069	10:11:13.534
3 -	***1:11.093***	***51.552***	***2:02.645 (1)***	***63.99***		***10:13:16.179***
4 -	1:11.459	51.902	2:03.361 (2)	63.61	0.716	10:15:19.540
5 -	1:12.141	51.737	2:03.878 (3)	63.35	1.233	10:17:23.418

P12 152 E Sean GOLDSMITH — Kawasaki ZX7R - Vanguard Motorsport

IDEAL LAP TIME : 2:03.027 BEST LAP TIME : 2:03.198 DIFFERENCE : 0.171

LAP	SECTOR 1	SECTOR 2	LAP TIME	MPH	DIFF	TIME OF DAY
1 -	1:18.078	57.375	2:15.453	57.93	12.255	10:09:17.207
2 -	1:12.047	52.611	2:04.658 (3)	62.95	1.460	10:11:21.865
3 -	1:10.951	***52.247***	***2:03.198 (1)***	***63.70***		***10:13:25.063***
4 -	***1:10.780***	54.056	2:04.836	62.86	1.638	10:15:29.899
5 -	1:11.702	52.302	2:04.004 (2)	63.28	0.806	10:17:33.903

P13 168 E Ian ASHBY — Triumph 955I - Clive Wood Triumph

IDEAL LAP TIME : 2:04.497 BEST LAP TIME : 2:06.014 DIFFERENCE : 1.517

LAP	SECTOR 1	SECTOR 2	LAP TIME	MPH	DIFF	TIME OF DAY
1 -	1:17.815	55.342	2:13.157	58.93	7.143	10:08:51.019
2 -	1:12.684	53.539	2:06.223 (3)	62.17	0.209	10:10:57.242
3 -	1:12.693	53.501	2:06.194 (2)	62.19	0.180	10:13:03.436
4 -	***1:11.731***	54.701	2:06.432	62.07	0.418	10:15:09.868
5 -	1:13.248	***52.766***	***2:06.014 (1)***	***62.27***		***10:17:15.882***

Weather / Track : Rain / Wet

Cadwell Park: 2.1800 miles
Date: 06/07/2024 Start: 10:06 Finish: 10:16

BMCRC - MRO Championships 2024 - Rnd 5 @ Cadwell Park

BMCRC Thunderbike Ultra & Extreme

QUALIFYING - SECTOR ANALYSIS

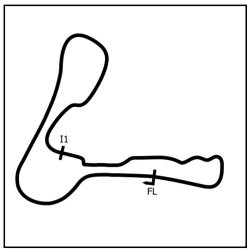

SECTOR 1 = FL to I1, SECTOR 2 = I1 to FL, DIFF = Difference To Personal Best Lap, P = Crossed Finish Line in Pit Lane, D = Time Disallowed

P14 17 U Jordan KILLWORTH Yamaha R1 4C8 - Greenplant/BK/Rabbit

IDEAL LAP TIME : 2:06.925 BEST LAP TIME : 2:06.925 DIFFERENCE : 0.000

LAP	SECTOR 1	SECTOR 2	LAP TIME	MPH	DIFF	TIME OF DAY
1 -	1:28.525	1:00.133	2:28.658	52.79	21.733	10:09:13.889
2 -	1:18.194	56.739	2:14.933	58.16	8.008	10:11:28.822
3 -	1:17.274	55.285	2:12.559 (3)	59.20	5.634	10:13:41.381
4 -	1:14.639	54.581	2:09.220 (2)	60.73	2.295	10:15:50.601
5 -	***1:13.638***	***53.287***	***2:06.925 (1)***	***61.83***		***10:17:57.526***

P15 48 E Shaun WALLIS Yamaha R6 - MBC Despatch Racing

IDEAL LAP TIME : 2:07.043 BEST LAP TIME : 2:07.043 DIFFERENCE : 0.000

LAP	SECTOR 1	SECTOR 2	LAP TIME	MPH	DIFF	TIME OF DAY
1 -	1:19.535	59.293	2:18.828	56.53	11.785	10:09:14.862
2 -	1:21.635	57.607	2:19.242	56.36	12.199	10:11:34.104
3 -	1:14.402	55.349	2:09.751 (3)	60.48	2.708	10:13:43.855
4 -	1:14.401	53.078	2:07.479 (2)	61.56	0.436	10:15:51.334
5 -	***1:14.347***	***52.696***	***2:07.043 (1)***	***61.77***		***10:17:58.377***

P16 4 U Hayden KILLWORTH Suzuki GSXR 1000 - GreenPlantUK - H11xy - Helmet City

IDEAL LAP TIME : 2:10.562 BEST LAP TIME : 2:10.562 DIFFERENCE : 0.000

LAP	SECTOR 1	SECTOR 2	LAP TIME	MPH	DIFF	TIME OF DAY
1 -	1:26.379	58.292	2:24.671	54.24	14.109	10:09:11.425
2 -	1:20.238	57.177	2:17.415	57.11	6.853	10:11:28.840
3 -	1:18.742	56.516	2:15.258 (3)	58.02	4.696	10:13:44.098
4 -	1:17.900	56.263	2:14.163 (2)	58.49	3.601	10:15:58.261
5 -	***1:16.353***	***54.209***	***2:10.562 (1)***	***60.10***		***10:18:08.823***

P17 51 E Paul BEESLEY Aprilia MILLIE RSV -

IDEAL LAP TIME : 2:11.323 BEST LAP TIME : 2:11.661 DIFFERENCE : 0.338

LAP	SECTOR 1	SECTOR 2	LAP TIME	MPH	DIFF	TIME OF DAY
1 -	1:21.951	59.883	2:21.834	55.33	10.173	10:09:18.628
2 -	1:18.378	57.011	2:15.389	57.96	3.728	10:11:34.017
3 -	***1:16.049***	55.708	2:11.757 (2)	59.56	0.096	10:13:45.774
4 -	1:16.740	57.127	2:13.867 (3)	58.62	2.206	10:15:59.641
5 -	1:16.387	***55.274***	***2:11.661 (1)***	***59.60***		***10:18:11.302***

P18 89 E Daryl SKINNS Suzuki GSXR 750 - Indoor Climate Systems UK Ltd

IDEAL LAP TIME : 2:12.605 BEST LAP TIME : 2:12.605 DIFFERENCE : 0.000

LAP	SECTOR 1	SECTOR 2	LAP TIME	MPH	DIFF	TIME OF DAY
1 -	1:28.418	1:00.778	2:29.196 (3)	52.60	16.591	10:09:13.770
2 -	1:18.645	57.021	2:15.666 (2)	57.84	3.061	10:11:29.436
3 -	***1:17.428***	***55.177***	***2:12.605 (1)***	***59.18***		***10:13:42.041***

P19 96 U Pete SCOTT Suzuki GSXR1000K5 - South Hill MOT Centre

IDEAL LAP TIME : 2:15.282 BEST LAP TIME : 2:15.282 DIFFERENCE : 0.000

LAP	SECTOR 1	SECTOR 2	LAP TIME	MPH	DIFF	TIME OF DAY
1 -	1:28.943	1:00.644	2:29.587	52.46	14.305	10:09:17.838
2 -	1:27.857	59.061	2:26.918 (3)	53.41	11.636	10:11:44.756
3 -	1:19.720	56.426	2:16.146 (2)	57.64	0.864	10:14:00.902
4 -	***1:19.614***	***55.668***	***2:15.282 (1)***	***58.01***		***10:16:16.184***

P20 62 U David PATERSON Suzuki GSXR1000 - The love of a good woman / JP racing

IDEAL LAP TIME : 2:32.227 BEST LAP TIME : 2:32.227 DIFFERENCE : 0.000

LAP	SECTOR 1	SECTOR 2	LAP TIME	MPH	DIFF	TIME OF DAY
1 -	***1:28.035***	***1:04.192***	***2:32.227 (1)***	***51.55***		***10:09:15.907***

Weather / Track : Rain / Wet

Cadwell Park: 2.1800 miles
Date: 06/07/2024 Start: 10:06 Finish: 10:16

BMCRC - MRO Championships 2024 - Rnd 5 @ Cadwell Park

BMCRC Thunderbike Ultra & Extreme

QUALIFYING - BEST SECTORS

SECTOR 1				SECTOR 2			IDEAL / BEST COMPARISON					
POS	NO	NAME	TIME	NO	NAME	TIME	POS	NO	NAME	IDEAL	BEST	DIFF
									PERFECT LAP	1:50.554		
1	800	CREASEY	1:04.355	800	CREASEY	46.199	1	800	CREASEY	1:50.554	1:50.554	0.000
2	59	DENYER	1:06.501	169	SMITH	46.798	2	169	SMITH	1:54.031	1:54.031	0.000
3	85	WOOD	1:06.763	59	DENYER	47.682	3	59	DENYER	1:54.183	1:55.239	1.056
4	169	SMITH	1:07.233	85	WOOD	47.958	4	85	WOOD	1:54.721	1:54.721	0.000
5	777	RUTLEDGE	1:07.350	20	SWYER	48.681	5	20	SWYER	1:56.147	1:56.147	0.000
6	20	SWYER	1:07.466	78	THOMAS	48.912	6	777	RUTLEDGE	1:56.275	1:56.645	0.370
7	78	THOMAS	1:08.067	777	RUTLEDGE	48.925	7	78	THOMAS	1:56.979	1:57.919	0.940
8	258	FRIEND	1:08.295	19	DONOVAN	49.425	8	258	FRIEND	1:57.984	1:58.644	0.660
9	19	DONOVAN	1:09.196	54	SAUNDERS	49.604	9	19	DONOVAN	1:58.621	1:58.621	0.000
10	54	SAUNDERS	1:09.750	258	FRIEND	49.689	10	54	SAUNDERS	1:59.354	1:59.354	0.000
11	152	GOLDSMITH	1:10.780	77	MAY	51.552	11	77	MAY	2:02.645	2:02.645	0.000
12	77	MAY	1:11.093	152	GOLDSMITH	52.247	12	152	GOLDSMITH	2:03.027	2:03.198	0.171
13	168	ASHBY	1:11.731	48	WALLIS	52.696	13	168	ASHBY	2:04.497	2:06.014	1.517
14	17	KILLWORTH	1:13.638	168	ASHBY	52.766	14	17	KILLWORTH	2:06.925	2:06.925	0.000
15	48	WALLIS	1:14.347	17	KILLWORTH	53.287	15	48	WALLIS	2:07.043	2:07.043	0.000
16	51	BEESLEY	1:16.049	4	KILLWORTH	54.209	16	4	KILLWORTH	2:10.562	2:10.562	0.000
17	4	KILLWORTH	1:16.353	89	SKINNS	55.177	17	51	BEESLEY	2:11.323	2:11.661	0.338
18	89	SKINNS	1:17.428	51	BEESLEY	55.274	18	89	SKINNS	2:12.605	2:12.605	0.000
19	96	SCOTT	1:19.614	96	SCOTT	55.668	19	96	SCOTT	2:15.282	2:15.282	0.000
20	62	PATERSON	1:28.035	62	PATERSON	1:04.192	20	62	PATERSON	2:32.227	2:32.227	0.000

Weather / Track : Rain / Wet

Cadwell Park: 2.1800 miles
Date: 06/07/2024 Start: 10:06 Finish: 10:16

Results can be found at www.tsl-timing.com

Printed - 10:18 Saturday, 06 July 2024

BMCRC - MRO Championships 2024 - Rnd 5 @ Cadwell Park

BMCRC Thunderbike Ultra & Extreme

QUALIFYING - STATISTICS

Competitors Started	20
Planned Start	2024-07-06 @ 09:52:00.000
Actual Start	2024-07-06 @ 10:06:02.741
Finish Time	2024-07-06 @ 10:16:11.798
Track Length	2.1800mi.
Total Laps	86
Total Distance Covered	187.4816mi.

Session Fastest Lap History

NO	CL	NAME	LAP TIME	TIME OF DAY	LAP	VEHICLE
20	U	**Connor SWYER**	**2:05.257**	10:08:41.333	1	Suzuki GSXR 1000 K6
78	U	**Jamie THOMAS**	**2:04.164**	10:08:42.735	1	Suzuki GSXR 1000
20	U	**Connor SWYER**	**1:59.222**	10:10:40.554	2	Suzuki GSXR 1000 K6
78	U	**Jamie THOMAS**	**1:57.919**	10:10:40.655	2	Suzuki GSXR 1000
800	U	**Morgan CREASEY**	**1:57.520**	10:10:43.433	2	Suzuki GSXR 1000 K7
800	U	**Morgan CREASEY**	**1:55.279**	10:12:38.712	3	Suzuki GSXR 1000 K7
800	U	**Morgan CREASEY**	**1:53.160**	10:14:31.871	4	Suzuki GSXR 1000 K7
800	U	**Morgan CREASEY**	**1:50.554**	10:16:22.426	5	Suzuki GSXR 1000 K7

Flag History

TYPE	TIME OF DAY
GREEN	10:06:02.741
FINISH	10:16:11.798

Flag Statistics

TYPE	COUNT	TOTAL LAPS	TOTAL TIME
Green	1	5	12:18.607
Red	0	0	0.000
Safety Car	0	0	0.000
FCY	0	0	0.000

Weather / Track : Rain / Wet

Cadwell Park: 2.1800 miles
Date: 06/07/2024 Start: 10:06 Finish: 10:16

BMCRC - MRO Championships 2024 - Rnd 5 @ Cadwell Park

BMCRC Thunderbike Ultra & Extreme

QUALIFYING - STATISTICS

CLASS : E

8 Starters

Fastest Lap History

NO	NAME	LAP TIME	TIME OF DAY	LAP	VEHICLE
54	**Andrew SAUNDERS**	**2:06.255**	10:08:47.009	1	Suzuki GSXR 750 K1
54	**Andrew SAUNDERS**	**1:59.354**	10:10:46.362	2	Suzuki GSXR 750 K1
777	**Neil RUTLEDGE**	**1:57.985**	10:13:02.955	3	
777	**Neil RUTLEDGE**	**1:56.645**	10:14:59.601	4	

Weather / Track : Rain / Wet

Cadwell Park: 2.1800 miles
Date: 06/07/2024 Start: 10:06 Finish: 10:16

BMCRC - MRO Championships 2024 - Rnd 5 @ Cadwell Park

BMCRC Thunderbike Ultra & Extreme

QUALIFYING - STATISTICS

CLASS : U

12 Starters

Fastest Lap History

NO	NAME	LAP TIME	TIME OF DAY	LAP	VEHICLE
20	**Connor SWYER**	**2:05.257**	10:08:41.333	1	Suzuki GSXR 1000 K6
78	**Jamie THOMAS**	**2:04.164**	10:08:42.735	1	Suzuki GSXR 1000
20	**Connor SWYER**	**1:59.222**	10:10:40.554	2	Suzuki GSXR 1000 K6
78	**Jamie THOMAS**	**1:57.919**	10:10:40.655	2	Suzuki GSXR 1000
800	**Morgan CREASEY**	**1:57.520**	10:10:43.433	2	Suzuki GSXR 1000 K7
800	**Morgan CREASEY**	**1:55.279**	10:12:38.712	3	Suzuki GSXR 1000 K7
800	**Morgan CREASEY**	**1:53.160**	10:14:31.871	4	Suzuki GSXR 1000 K7
800	**Morgan CREASEY**	**1:50.554**	10:16:22.426	5	Suzuki GSXR 1000 K7

Weather / Track : Rain / Wet

Cadwell Park: 2.1800 miles
Date: 06/07/2024 Start: 10:06 Finish: 10:16

BMCRC - MRO Championships 2024 - Rnd 5 @ Cadwell Park

BMCRC Thunderbike Ultra & Extreme

RACE 5 - GRID (12 Laps)

ROW 7	19	96	Pete SCOTT	2:15.282	20	62	David PATERSON	2:32.227
	21	97	Alex MANN					
ROW 6	16	4	Hayden KILLWORTH	2:10.562	17	51	Paul BEESLEY	2:11.661
	18	89	Daryl SKINNS	2:12.605				
ROW 5	13	168	Ian ASHBY	2:06.014	14	17	Jordan KILLWORTH	2:06.925
	15	48	Shaun WALLIS	2:07.043				
ROW 4	10	54	Andrew SAUNDERS	1:59.354	11	77	David MAY	2:02.645
	12	152	Sean GOLDSMITH	2:03.198				
ROW 3	7	78	Jamie THOMAS	1:57.919	8	19	Tyler DONOVAN	1:58.621
	9	258	Ande FRIEND	1:58.644				
ROW 2	4	59	Andrew DENYER	1:55.239	5	20	Connor SWYER	1:56.147
	6	777	Neil RUTLEDGE	1:56.645				
ROW 1	1	800	Morgan CREASEY	1:50.554	2	169	Cory SMITH	1:54.031
	3	85	Clinton WOOD	1:54.721				

Pole

These results are provisional until the conclusion of any judicial and technical matters.

Cadwell Park: 2.1800 miles

Clerk Of Course:	Stewards:	Timekeeper: Craig Smith	

Results can be found at www.tsl-timing.com

Printed - 10:19 Saturday, 06 July 2024

BMCRC - MRO Championships 2024 - Rnd 5 @ Cadwell Park

BMCRC Thunderbike Ultra & Extreme

RACE 5 - CLASSIFICATION

Race Distance: 11 Laps / 23.98 miles

POS	NO	CL	PIC	NAME	ENTRY	LAPS	TIME	GAP	DIFF	MPH	BEST	ON	GRD	↑↓
1	800	U	1	Morgan CREASEY	Suzuki GSXR 1000 K7 - Warics Ltd	11	19:33.990			73.53	1:40.774	4	1	0
2	168	E	1	Ian ASHBY	Triumph 955I - Clive Wood Triumph	11	19:44.545	10.555	10.555	72.87	1:41.702	4	13	11
3	59	U	2	Andrew DENYER	Triumph 675 - Me	11	19:56.687	22.697	12.142	72.13	1:44.107	4	4	1
4	20	U	3	Connor SWYER	Suzuki GSXR 1000 K6 - WSC Performace & Ileithyr farm & D	11	19:57.434	23.444	0.747	72.09	1:45.745	9	5	1
5	48	E	2	Shaun WALLIS	Yamaha R6 - MBC Despatch Racing	11	20:34.129	1:00.139	36.695	69.95	1:50.038	11	15	10
6	169*	U	4	Cory SMITH	Suzuki K1 1000 -	11	20:53.276	1:19.286	19.147	68.88	1:50.180	2	2	-4
7	96	U	5	Pete SCOTT	Suzuki GSXR1000K5 - South Hill MOT Centre	11	20:53.867	1:19.877	0.591	68.84	1:49.386	10	19	12
8	51	E	3	Paul BEESLEY	Aprilia MILLIE RSV -	11	21:13.341	1:39.351	19.474	67.79	1:52.409	9	17	9
9	89	E	4	Daryl SKINNS	Suzuki GSXR 750 - Indoor Climate Systems UK Ltd	10	20:05.206	1 Lap	1 Lap	65.11	1:57.328	4	18	9
10	152	E	5	Sean GOLDSMITH	Kawasaki ZX7R - Vanguard Motorsport	10	20:06.940	1 Lap	1.734	65.02	1:50.406	4	12	2

NOT CLASSIFIED

DNF	19	U		Tyler DONOVAN	Kawasaki ZX10R - Tinder Corp	10	17:27.869	1 Lap		74.89	1:42.455	10	8	
DNF	85	U		Clinton WOOD	Suzuki GSXR1000 - Clinton Wood	9	16:12.864	2 Laps	1 Lap	72.60	1:45.844	4	3	
DNF	77	E		David MAY	Suzuki GSXR 750 K1 - Orchard Cooling/ Team Silver Arrows	6	11:10.695	5 Laps	3 Laps	70.20	1:49.373	4	11	
DNF	4	U		Hayden KILLWORTH	Suzuki GSXR 1000 - GreenPlantUK - H11xy - Helmet City	2	4:00.978	9 Laps	4 Laps	65.13	1:56.782	2	16	
DNF	258	U		Ande FRIEND	Kawasaki ZX10R - Flying Colours Motorcycle Training	1	1:56.660	10 Laps	1 Lap	67.27			9	
DNF	78	U		Jamie THOMAS	Suzuki GSXR 1000 - Team RubyRacing	0							7	

FASTEST LAP

800	U	Morgan CREASEY	Suzuki GSXR 1000 K7 - Warics Ltd	4	1:40.774	77.87 mph	125.33 kph
168	E	Ian ASHBY	Triumph 955I - Clive Wood Triumph	4	1:41.702	77.16 mph	124.18 kph

Comments:
*** No. 169 - Please fit a working transponder**
Class U - 92.5% of Race Speed = 68.01 mph
Class E - 92.5% of Race Speed = 67.40 mph

Weather / Track : Cloudy / Dry
These results are provisional until the conclusion of any judicial and technical matters.

Date: 06/07/2024 Start: 15:03 Finish: 15:23
Cadwell Park: 2.1800 miles

Clerk Of Course:	Stewards:	Timekeeper: Craig Smith	

Results can be found at www.tsl-timing.com

Printed - 15:27 Saturday, 06 July 2024

BMCRC - MRO Championships 2024 - Rnd 5 @ Cadwell Park

BMCRC Thunderbike Ultra & Extreme

RACE 5 - LAP CHART

LAP 1 @ 15:05:45.101

NO	BEHIND	LAP TIME
85		1:53.589
19	0.117	1:53.706
168	1.013	1:54.602
800	1.167	1:54.756
258	3.071	1:56.660
20	3.545	1:57.134
77	4.909	1:58.498
169	5.053	1:58.642
59	7.856	2:01.445
48	8.023	2:01.612
51	10.198	2:03.787
4	10.607	2:04.196
96	10.903	2:04.492
89	14.468	2:08.057
152	30.927	2:24.516

LAP 2 @ 15:07:29.163

NO	BEHIND	LAP TIME
19		1:43.945
800	3.179	1:46.074
85	3.989	1:48.051
168	4.299	1:47.348
20	7.184	1:47.701
77	11.035	1:50.188
169	11.171	1:50.180
59	11.429	1:47.635
48	15.124	1:51.163
51	22.265	1:56.129
4	23.327	1:56.782
96	23.459	1:56.618
89	29.927	1:59.521
152	40.091	1:53.226

LAP 3 @ 15:09:12.095

NO	BEHIND	LAP TIME
19		1:42.932
168	4.173	1:42.806
800	4.261	1:44.014
85	6.981	1:45.924
20	10.922	1:46.670
59	15.012	1:46.515
77	18.697	1:50.594
169	18.871	1:50.632
48	23.360	1:51.168
51	34.255	1:54.922
96	36.006	1:55.479
89	46.659	1:59.664
152	50.100	1:52.941

LAP 4 @ 15:10:54.850

NO	BEHIND	LAP TIME
19		1:42.755
800	2.280	1:40.774
168	3.120	1:41.702
85	10.070	1:45.844
20	15.008	1:46.841
59	16.364	1:44.107
77	25.315	1:49.373
169	27.458	1:51.342
48	31.844	1:51.239
96	46.968	1:53.717
51	47.026	1:55.526
152	57.751	1:50.406
89	1:01.232	1:57.328

LAP 5 @ 15:12:38.354

NO	BEHIND	LAP TIME
19		1:43.504
800	0.268	1:41.492
168	2.002	1:42.386
85	12.499	1:45.933
59	17.764	1:44.904
20	18.454	1:46.950
77	31.390	1:49.579
169	35.872	1:51.918
48	39.226	1:50.886
96	57.167	1:53.703
51	59.886	1:56.364
152	1:12.714	1:58.467
89	1:17.737	2:00.009

LAP 6 @ 15:14:22.258

NO	BEHIND	LAP TIME
800		1:43.636
19	0.301	1:44.205
168	6.038	1:47.940
85	17.098	1:48.503
59	22.449	1:48.589
20	23.162	1:48.612
77	39.949	1:52.463
169	44.389	1:52.421
48	48.993	1:53.671
96	1:08.544	1:55.281
51	1:13.719	1:57.737
89	1:40.676	2:06.843
152	1:42.384	2:13.574

LAP 7 @ 15:16:07.105

NO	BEHIND	LAP TIME
800		1:44.847
19	0.278	1:44.824
168	15.595	1:54.404
85	22.767	1:50.516
20	25.897	1:47.582
59	28.473	1:50.871
169	55.439	1:55.897
48	57.018	1:52.872
96	1:18.133	1:54.436
51	1:24.674	1:55.802

LAP 8 @ 15:17:52.877

NO	BEHIND	LAP TIME
800		1:45.772
19	0.198	1:45.692
89	1 Lap	1:59.516
152	1 Lap	2:03.158
168	20.518	1:50.695
85	24.546	1:47.551
20	26.835	1:46.710
59	31.888	1:49.187
48	1:02.374	1:51.128
169	1:03.616	1:53.949
96	1:23.518	1:51.157
51	1:32.196	1:53.294

LAP 9 @ 15:19:36.721

NO	BEHIND	LAP TIME
800		1:43.844
19	0.205	1:43.851
89	1 Lap	1:58.332
168	25.063	1:48.389
85	27.655	1:46.953
20	28.736	1:45.745
152	1 Lap	2:00.143
59	35.714	1:47.670
48	1:08.818	1:50.288
169	1:11.076	1:51.304
96	1:29.780	1:50.106
51	1:40.761	1:52.409

LAP 10 @ 15:21:19.381

NO	BEHIND	LAP TIME
19		1:42.455
800	0.075	1:42.735
168	29.955	1:47.552
20	34.437	1:48.361
89	1 Lap	1:57.770
59	39.548	1:46.494
152	1 Lap	1:55.479
48	1:16.222	1:50.064
169	1:27.063	1:58.647
96	1:36.506	1:49.386
51	1:51.223	1:53.122

LAP 11 @ 15:23:25.502

NO	BEHIND	LAP TIME
800		2:06.046
168	10.555	1:46.721
59	22.697	1:49.270
20	23.444	1:55.128
89	1 Lap	1:58.166
152	1 Lap	1:55.030
48	1:00.139	1:50.038
169	1:19.286	1:58.344
96	1:19.877	1:49.492
51	1:39.351	1:54.249

Weather / Track : Cloudy / Dry

Cadwell Park: 2.1800 miles
Date: 06/07/2024 Start: 15:03 Finish: 15:23

Results can be found at www.tsl-timing.com

Printed - 15:27 Saturday, 06 July 2024

BMCRC - MRO Championships 2024 - Rnd 5 @ Cadwell Park

BMCRC Thunderbike Ultra & Extreme

RACE 5 - POSITION CHART

No	Name	Lap / Pos	1	2	3	4	5	6	7	8	9	10	11
800	CREASEY	1	85	19	19	19	19	800	800	800	800	19	800
169	SMITH	2	19	800	168	800	800	19	19	19	19	800	168
85	WOOD	3	168	85	800	168	168	168	168	168	168	168	59
59	DENYER	4	800	168	85	85	85	85	85	85	85	20	20
20	SWYER	5	258	20	20	20	59	59	20	20	20	59	48
78	THOMAS	6	20	77	59	59	20	20	59	59	59	48	169
19	DONOVAN	7	77	169	77	77	77	77	169	48	48	169	96
258	FRIEND	8	169	59	169	169	169	169	48	169	169	96	51
77	MAY	9	59	48	48	48	48	48	96	96	96	51	
152	GOLDSMITH	10	48	51	51	96	96	96	51	51	51	89	
168	ASHBY	11	51	4	96	51	51	51	89	89	89	152	
48	WALLIS	12	4	96	89	152	152	89	152	152	152		
4	KILLWORTH	13	96	89	152	89	89	152					
51	BEESLEY	14	89	152									
89	SKINNS	15	152										
96	SCOTT	16											

Weather / Track : Cloudy / Dry

Cadwell Park: 2.1800 miles
Date: 06/07/2024 Start: 15:03 Finish: 15:23

Results can be found at www.tsl-timing.com

Printed - 15:27 Saturday, 06 July 2024

BMCRC - MRO Championships 2024 - Rnd 5 @ Cadwell Park

BMCRC Thunderbike Ultra & Extreme

RACE 5 - SECTOR ANALYSIS

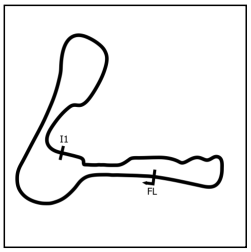

SECTOR 1 = FL to I1, SECTOR 2 = I1 to FL, DIFF = Difference To Personal Best Lap, P = Crossed Finish Line in Pit Lane, D = Time Disallowed

P1 800 U Morgan CREASEY Suzuki GSXR 1000 K7 - Warics Ltd

IDEAL LAP TIME : 1:40.774 BEST LAP TIME : 1:40.774 DIFFERENCE : 0.000

LAP	SECTOR 1	SECTOR 2	LAP TIME	MPH	DIFF	TIME OF DAY
1 -		46.929	1:54.756	68.38	13.982	15:05:46.268
2 -	1:00.654	45.420	1:46.074	73.98	5.300	15:07:32.342
3 -	59.662	44.352	1:44.014	75.45	3.240	15:09:16.356
4 -	***57.787***	***42.987***	***1:40.774 (1)***	***77.87***		***15:10:57.130***
5 -	58.141	43.351	1:41.492 **(2)**	77.32	0.718	15:12:38.622
6 -	58.982	44.654	1:43.636	75.72	2.862	15:14:22.258
7 -	1:00.187	44.660	1:44.847	74.85	4.073	15:16:07.105
8 -	1:00.843	44.929	1:45.772	74.19	4.998	15:17:52.877
9 -	59.531	44.313	1:43.844	75.57	3.070	15:19:36.721
10 -	59.086	43.649	1:42.735 **(3)**	76.39	1.961	15:21:19.456
11 -	1:17.997	48.049	2:06.046	62.26	25.272	15:23:25.502

P2 168 E Ian ASHBY Triumph 955I - Clive Wood Triumph

IDEAL LAP TIME : 1:41.688 BEST LAP TIME : 1:41.702 DIFFERENCE : 0.014

LAP	SECTOR 1	SECTOR 2	LAP TIME	MPH	DIFF	TIME OF DAY
1 -		46.463	1:54.602	68.48	12.900	15:05:46.114
2 -	1:00.954	46.394	1:47.348	73.10	5.646	15:07:33.462
3 -	59.125	43.681	1:42.806 **(3)**	76.33	1.104	15:09:16.268
4 -	58.942	***42.760***	***1:41.702 (1)***	***77.16***		***15:10:57.970***
5 -	***58.928***	43.458	1:42.386 **(2)**	76.65	0.684	15:12:40.356
6 -	1:01.417	46.523	1:47.940	72.70	6.238	15:14:28.296
7 -	1:05.656	48.748	1:54.404	68.59	12.702	15:16:22.700
8 -	1:04.938	45.757	1:50.695	70.89	8.993	15:18:13.395
9 -	1:02.972	45.417	1:48.389	72.40	6.687	15:20:01.784
10 -	1:02.468	45.084	1:47.552	72.96	5.850	15:21:49.336
11 -	1:01.650	45.071	1:46.721	73.53	5.019	15:23:36.057

P3 59 U Andrew DENYER Triumph 675 - Me

IDEAL LAP TIME : 1:43.881 BEST LAP TIME : 1:44.107 DIFFERENCE : 0.226

LAP	SECTOR 1	SECTOR 2	LAP TIME	MPH	DIFF	TIME OF DAY
1 -		50.820	2:01.445	64.62	17.338	15:05:52.957
2 -	1:02.571	45.064	1:47.635	72.91	3.528	15:07:40.592
3 -	1:02.607	43.908	1:46.515	73.68	2.408	15:09:27.107
4 -	1:00.867	***43.240***	***1:44.107 (1)***	***75.38***		***15:11:11.214***
5 -	***1:00.641***	44.263	1:44.904 **(2)**	74.81	0.797	15:12:56.118
6 -	1:02.664	45.925	1:48.589	72.27	4.482	15:14:44.707
7 -	1:03.418	47.453	1:50.871	70.78	6.764	15:16:35.578
8 -	1:03.058	46.129	1:49.187	71.87	5.080	15:18:24.765
9 -	1:02.623	45.047	1:47.670	72.89	3.563	15:20:12.435
10 -	1:01.950	44.544	1:46.494 **(3)**	73.69	2.387	15:21:58.929
11 -	1:04.629	44.641	1:49.270	71.82	5.163	15:23:48.199

P4 20 U Connor SWYER Suzuki GSXR 1000 K6 - WSC Performace & lleithyr farm & Dad

IDEAL LAP TIME : 1:45.474 BEST LAP TIME : 1:45.745 DIFFERENCE : 0.271

LAP	SECTOR 1	SECTOR 2	LAP TIME	MPH	DIFF	TIME OF DAY
1 -		47.925	1:57.134	67.00	11.389	15:05:48.646
2 -	1:02.395	45.306	1:47.701	72.86	1.956	15:07:36.347
3 -	1:01.448	45.222	1:46.670 **(2)**	73.57	0.925	15:09:23.017
4 -	1:01.504	45.337	1:46.841	73.45	1.096	15:11:09.858
5 -	1:01.782	***45.168***	1:46.950	73.38	1.205	15:12:56.808
6 -	1:02.754	45.858	1:48.612	72.25	2.867	15:14:45.420
7 -	1:02.189	45.393	1:47.582	72.94	1.837	15:16:33.002
8 -	1:01.530	45.180	1:46.710 **(3)**	73.54	0.965	15:18:19.712
9 -	***1:00.306***	45.439	***1:45.745 (1)***	***74.21***		***15:20:05.457***
10 -	1:01.540	46.821	1:48.361	72.42	2.616	15:21:53.818
11 -	1:09.393	45.735	1:55.128	68.16	9.383	15:23:48.946

Weather / Track : Cloudy / Dry

Cadwell Park: 2.1800 miles
Date: 06/07/2024 Start: 15:03 Finish: 15:23

BMCRC - MRO Championships 2024 - Rnd 5 @ Cadwell Park

BMCRC Thunderbike Ultra & Extreme

RACE 5 - SECTOR ANALYSIS

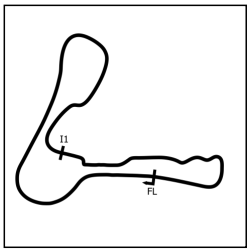

SECTOR 1 = FL to I1, SECTOR 2 = I1 to FL, DIFF = Difference To Personal Best Lap, P = Crossed Finish Line in Pit Lane, D = Time Disallowed

P5 48 E Shaun WALLIS Yamaha R6 - MBC Despatch Racing

IDEAL LAP TIME : 1:49.400 BEST LAP TIME : 1:50.038 DIFFERENCE : 0.638

LAP	SECTOR 1	SECTOR 2	LAP TIME	MPH	DIFF	TIME OF DAY
1 -		48.440	2:01.612	64.53	11.574	15:05:53.124
2 -	1:04.490	46.673	1:51.163	70.59	1.125	15:07:44.287
3 -	1:04.930	46.238	1:51.168	70.59	1.130	15:09:35.455
4 -	1:04.885	46.354	1:51.239	70.55	1.201	15:11:26.694
5 -	1:04.590	46.296	1:50.886	70.77	0.848	15:13:17.580
6 -	1:06.531	47.140	1:53.671	69.04	3.633	15:15:11.251
7 -	1:05.946	46.926	1:52.872	69.53	2.834	15:17:04.123
8 -	1:04.795	46.333	1:51.128	70.62	1.090	15:18:55.251
9 -	1:04.688	***45.600***	1:50.288 **(3)**	71.15	0.250	15:20:45.539
10 -	***1:03.800***	46.264	1:50.064 **(2)**	71.30	0.026	15:22:35.603
11 -	1:04.318	45.720	***1:50.038*** **(1)**	***71.32***		***15:24:25.641***

P6 169 U Cory SMITH Suzuki K1 1000 -

IDEAL LAP TIME : BEST LAP TIME : 1:50.180 DIFFERENCE :

LAP	SECTOR 1	SECTOR 2	LAP TIME	MPH	DIFF	TIME OF DAY
1 -			1:58.642	66.14	8.462	15:05:50.154
2 -			***1:50.180*** **(1)**	***71.22***		***15:07:40.334***
3 -			1:50.632 **(2)**	70.93	0.452	15:09:30.966
4 -			1:51.342	70.48	1.162	15:11:22.308
5 -			1:51.918	70.12	1.738	15:13:14.226
6 -			1:52.421	69.80	2.241	15:15:06.647
7 -			1:55.897	67.71	5.717	15:17:02.544
8 -			1:53.949	68.87	3.769	15:18:56.493
9 -			1:51.304 **(3)**	70.51	1.124	15:20:47.797
10 -			1:58.647	66.14	8.467	15:22:46.444
11 -			1:58.344	66.31	8.164	15:24:44.788

P7 96 U Pete SCOTT Suzuki GSXR1000K5 - South Hill MOT Centre

IDEAL LAP TIME : 1:49.386 BEST LAP TIME : 1:49.386 DIFFERENCE : 0.000

LAP	SECTOR 1	SECTOR 2	LAP TIME	MPH	DIFF	TIME OF DAY
1 -		48.950	2:04.492	63.04	15.106	15:05:56.004
2 -	1:07.121	49.497	1:56.618	67.29	7.232	15:07:52.622
3 -	1:07.561	47.918	1:55.479	67.96	6.093	15:09:48.101
4 -	1:05.330	48.387	1:53.717	69.01	4.331	15:11:41.818
5 -	1:05.788	47.915	1:53.703	69.02	4.317	15:13:35.521
6 -	1:07.791	47.490	1:55.281	68.07	5.895	15:15:30.802
7 -	1:07.611	46.825	1:54.436	68.58	5.050	15:17:25.238
8 -	1:05.031	46.126	1:51.157	70.60	1.771	15:19:16.395
9 -	1:04.055	46.051	1:50.106 **(3)**	71.27	0.720	15:21:06.501
10 -	***1:03.781***	***45.605***	***1:49.386*** **(1)**	***71.74***		***15:22:55.887***
11 -	1:03.804	45.688	1:49.492 **(2)**	71.67	0.106	15:24:45.379

P8 51 E Paul BEESLEY Aprilia MILLIE RSV -

IDEAL LAP TIME : 1:51.889 BEST LAP TIME : 1:52.409 DIFFERENCE : 0.520

LAP	SECTOR 1	SECTOR 2	LAP TIME	MPH	DIFF	TIME OF DAY
1 -		50.703	2:03.787	63.39	11.378	15:05:55.299
2 -	1:06.298	49.831	1:56.129	67.58	3.720	15:07:51.428
3 -	1:05.873	49.049	1:54.922	68.29	2.513	15:09:46.350
4 -	1:06.374	49.152	1:55.526	67.93	3.117	15:11:41.876
5 -	1:06.715	49.649	1:56.364	67.44	3.955	15:13:38.240
6 -	1:08.615	49.122	1:57.737	66.65	5.328	15:15:35.977
7 -	1:06.531	49.271	1:55.802	67.77	3.393	15:17:31.779
8 -	1:05.110	48.184	1:53.294 **(3)**	69.27	0.885	15:19:25.073
9 -	1:04.941	***47.468***	***1:52.409*** **(1)**	***69.81***		***15:21:17.482***
10 -	***1:04.421***	48.701	1:53.122 **(2)**	69.37	0.713	15:23:10.604
11 -	1:05.765	48.484	1:54.249	68.69	1.840	15:25:04.853

Weather / Track : Cloudy / Dry

Cadwell Park: 2.1800 miles
Date: 06/07/2024 Start: 15:03 Finish: 15:23

BMCRC - MRO Championships 2024 - Rnd 5 @ Cadwell Park

BMCRC Thunderbike Ultra & Extreme

RACE 5 - SECTOR ANALYSIS

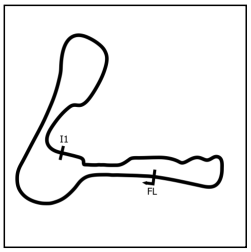

SECTOR 1 = FL to I1, SECTOR 2 = I1 to FL, DIFF = Difference To Personal Best Lap, P = Crossed Finish Line in Pit Lane, D = Time Disallowed

P9 89 E Daryl SKINNS — Suzuki GSXR 750 - Indoor Climate Systems UK Ltd

IDEAL LAP TIME : 1:57.321 BEST LAP TIME : 1:57.328 DIFFERENCE : 0.007

LAP	SECTOR 1	SECTOR 2	LAP TIME	MPH	DIFF	TIME OF DAY
1 -		50.928	2:08.057	61.28	10.729	15:05:59.569
2 -	1:09.094	50.427	1:59.521	65.66	2.193	15:07:59.090
3 -	1:09.106	50.558	1:59.664	65.58	2.336	15:09:58.754
4 -	***1:07.938***	49.390	***1:57.328 (1)***	***66.88***		***15:11:56.082***
5 -	1:08.792	51.217	2:00.009	65.39	2.681	15:13:56.091
6 -	1:12.591	54.252	2:06.843	61.87	9.515	15:16:02.934
7 -	1:09.523	49.993	1:59.516	65.66	2.188	15:18:02.450
8 -	1:08.804	49.528	1:58.332	66.32	1.004	15:20:00.782
9 -	1:08.387	***49.383***	1:57.770 **(2)**	66.63	0.442	15:21:58.552
10 -	1:08.550	49.616	1:58.166 **(3)**	66.41	0.838	15:23:56.718

P10 152 E Sean GOLDSMITH — Kawasaki ZX7R - Vanguard Motorsport

IDEAL LAP TIME : 1:50.406 BEST LAP TIME : 1:50.406 DIFFERENCE : 0.000

LAP	SECTOR 1	SECTOR 2	LAP TIME	MPH	DIFF	TIME OF DAY
1 -		49.110	2:24.516	54.30	34.110	15:06:16.028
2 -	1:05.153	48.073	1:53.226 **(3)**	69.31	2.820	15:08:09.254
3 -	1:04.936	48.005	1:52.941 **(2)**	69.48	2.535	15:10:02.195
4 -	***1:03.753***	***46.653***	***1:50.406 (1)***	***71.08***		***15:11:52.601***
5 -	1:04.499	53.968	1:58.467	66.24	8.061	15:13:51.068
6 -	1:17.267	56.307	2:13.574	58.75	23.168	15:16:04.642
7 -	1:11.120	52.038	2:03.158	63.72	12.752	15:18:07.800
8 -	1:09.753	50.390	2:00.143	65.32	9.737	15:20:07.943
9 -	1:06.143	49.336	1:55.479	67.96	5.073	15:22:03.422
10 -	1:04.892	50.138	1:55.030	68.22	4.624	15:23:58.452

P11 19 U Tyler DONOVAN — Kawasaki ZX10R - Tinder Corp

IDEAL LAP TIME : 1:42.215 BEST LAP TIME : 1:42.455 DIFFERENCE : 0.240

LAP	SECTOR 1	SECTOR 2	LAP TIME	MPH	DIFF	TIME OF DAY
1 -		45.755	1:53.706	69.02	11.251	15:05:45.218
2 -	59.889	44.056	1:43.945	75.50	1.490	15:07:29.163
3 -	59.332	43.600	1:42.932 **(3)**	76.24	0.477	15:09:12.095
4 -	***59.057***	43.698	1:42.755 **(2)**	76.37	0.300	15:10:54.850
5 -	59.624	43.880	1:43.504	75.82	1.049	15:12:38.354
6 -	59.848	44.357	1:44.205	75.31	1.750	15:14:22.559
7 -	1:00.502	44.322	1:44.824	74.86	2.369	15:16:07.383
8 -	1:00.916	44.776	1:45.692	74.25	3.237	15:17:53.075
9 -	59.950	43.901	1:43.851	75.57	1.396	15:19:36.926
10 -	59.297	***43.158***	***1:42.455 (1)***	***76.60***		***15:21:19.381***

P12 85 U Clinton WOOD — Suzuki GSXR1000 - Clinton Wood

IDEAL LAP TIME : 1:45.577 BEST LAP TIME : 1:45.844 DIFFERENCE : 0.267

LAP	SECTOR 1	SECTOR 2	LAP TIME	MPH	DIFF	TIME OF DAY
1 -		46.173	1:53.589	69.09	7.745	15:05:45.101
2 -	1:01.618	46.433	1:48.051	72.63	2.207	15:07:33.152
3 -	1:01.198	***44.726***	1:45.924 **(2)**	74.09	0.080	15:09:19.076
4 -	***1:00.851***	44.993	***1:45.844 (1)***	***74.14***		***15:11:04.920***
5 -	1:01.061	44.872	1:45.933 **(3)**	74.08	0.089	15:12:50.853
6 -	1:02.020	46.483	1:48.503	72.33	2.659	15:14:39.356
7 -	1:03.955	46.561	1:50.516	71.01	4.672	15:16:29.872
8 -	1:01.816	45.735	1:47.551	72.97	1.707	15:18:17.423
9 -	1:01.270	45.683	1:46.953	73.37	1.109	15:20:04.376

Weather / Track : Cloudy / Dry

Cadwell Park: 2.1800 miles
Date: 06/07/2024 Start: 15:03 Finish: 15:23

BMCRC - MRO Championships 2024 - Rnd 5 @ Cadwell Park

BMCRC Thunderbike Ultra & Extreme

RACE 5 - SECTOR ANALYSIS

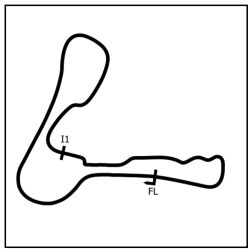

SECTOR 1 = FL to I1, SECTOR 2 = I1 to FL, DIFF = Difference To Personal Best Lap, P = Crossed Finish Line in Pit Lane, D = Time Disallowed

P13 77 E David MAY Suzuki GSXR 750 K1 - Orchard Cooling/ Team Silver Arrows

IDEAL LAP TIME : 1:49.277 BEST LAP TIME : 1:49.373 DIFFERENCE : 0.096

LAP	SECTOR 1	SECTOR 2	LAP TIME	MPH	DIFF	TIME OF DAY
1 -		47.582	1:58.498	66.22	9.125	15:05:50.010
2 -	1:03.272	46.916	1:50.188 **(3)**	71.22	0.815	15:07:40.198
3 -	***1:03.031***	47.563	1:50.594	70.96	1.221	15:09:30.792
4 -	1:03.035	46.338	***1:49.373*** **(1)**	***71.75***		***15:11:20.165***
5 -	1:03.333	***46.246***	1:49.579 **(2)**	71.62	0.206	15:13:09.744
6 -	1:04.591	47.872	1:52.463	69.78	3.090	15:15:02.207

P14 4 U Hayden KILLWORTH Suzuki GSXR 1000 - GreenPlantUK - H11xy - Helmet City

IDEAL LAP TIME : 1:56.172 BEST LAP TIME : 1:56.782 DIFFERENCE : 0.610

LAP	SECTOR 1	SECTOR 2	LAP TIME	MPH	DIFF	TIME OF DAY
1 -		***48.903***	2:04.196	63.19	7.414	15:05:55.708
2 -	***1:07.269***	49.513	***1:56.782*** **(1)**	***67.20***		***15:07:52.490***

P15 258 U Ande FRIEND Kawasaki ZX10R - Flying Colours Motorcycle Training

IDEAL LAP TIME : 1:53.200 BEST LAP TIME : DIFFERENCE :

LAP	SECTOR 1	SECTOR 2	LAP TIME	MPH	DIFF	TIME OF DAY
1 -		***47.772***	1:56.660	67.27		15:05:48.172

Weather / Track : Cloudy / Dry

Cadwell Park: 2.1800 miles
Date: 06/07/2024 Start: 15:03 Finish: 15:23

BMCRC - MRO Championships 2024 - Rnd 5 @ Cadwell Park

BMCRC Thunderbike Ultra & Extreme

RACE 5 - BEST SECTORS

	SECTOR 1			SECTOR 2			IDEAL / BEST COMPARISON					
POS	NO	NAME	TIME	NO	NAME	TIME	POS	NO	NAME	IDEAL	BEST	DIFF
									PERFECT LAP	1:40.547		
1	800	CREASEY	57.787	168	ASHBY	42.760	1	800	CREASEY	1:40.774	1:40.774	0.000
2	168	ASHBY	58.928	800	CREASEY	42.987	2	168	ASHBY	1:41.688	1:41.702	0.014
3	19	DONOVAN	59.057	19	DONOVAN	43.158	3	19	DONOVAN	1:42.215	1:42.455	0.240
4	20	SWYER	1:00.306	59	DENYER	43.240	4	59	DENYER	1:43.881	1:44.107	0.226
5	59	DENYER	1:00.641	85	WOOD	44.726	5	20	SWYER	1:45.474	1:45.745	0.271
6	85	WOOD	1:00.851	20	SWYER	45.168	6	85	WOOD	1:45.577	1:45.844	0.267
7	77	MAY	1:03.031	48	WALLIS	45.600	7	77	MAY	1:49.277	1:49.373	0.096
8	152	GOLDSMITH	1:03.753	96	SCOTT	45.605	8	96	SCOTT	1:49.386	1:49.386	0.000
9	96	SCOTT	1:03.781	77	MAY	46.246	9	48	WALLIS	1:49.400	1:50.038	0.638
10	48	WALLIS	1:03.800	152	GOLDSMITH	46.653	10	152	GOLDSMITH	1:50.406	1:50.406	0.000
11	51	BEESLEY	1:04.421	51	BEESLEY	47.468	11	51	BEESLEY	1:51.889	1:52.409	0.520
12	258	FRIEND	1:05.428	258	FRIEND	47.772	12	258	FRIEND	1:53.200		
13	4	KILLWORTH	1:07.269	4	KILLWORTH	48.903	13	4	KILLWORTH	1:56.172	1:56.782	0.610
14	89	SKINNS	1:07.938	89	SKINNS	49.383	14	89	SKINNS	1:57.321	1:57.328	0.007
15							15	169	SMITH		1:50.180	
16												

Weather / Track : Cloudy / Dry

Cadwell Park: 2.1800 miles
Date: 06/07/2024 Start: 15:03 Finish: 15:23

Results can be found at www.tsl-timing.com

Printed - 15:27 Saturday, 06 July 2024

BMCRC - MRO Championships 2024 - Rnd 5 @ Cadwell Park

BMCRC Thunderbike Ultra & Extreme

RACE 5 - STATISTICS

Competitors Started	16
Planned Start	2024-07-06 @ 14:31:00.000
Actual Start	2024-07-06 @ 15:03:51.511
Finish Time	2024-07-06 @ 15:23:25.501
Track Length	2.1800mi.
Total Laps	136
Total Distance Covered	296.4825mi.

Session Fastest Lap History

NO	CL	NAME	LAP TIME	TIME OF DAY	LAP	VEHICLE
19	U	**Tyler DONOVAN**	**1:43.945**	15:07:29.191	2	Kawasaki ZX10R
19	U	**Tyler DONOVAN**	**1:42.932**	15:09:12.123	3	Kawasaki ZX10R
168	E	**Ian ASHBY**	**1:42.806**	15:09:16.279	3	Triumph 955I
19	U	**Tyler DONOVAN**	**1:42.755**	15:10:54.879	4	Kawasaki ZX10R
800	U	**Morgan CREASEY**	**1:40.774**	15:10:57.144	4	Suzuki GSXR 1000 K7

Session Leader History

NO	CL	NAME	FROM LAP	LAPS LED	DISTANCE	VEHICLE
85	U	**Clinton WOOD**	1	1	2.18 miles	Suzuki GSXR1000
19	U	**Tyler DONOVAN**	2	4	8.72 miles	Kawasaki ZX10R
800	U	**Morgan CREASEY**	6	4	8.72 miles	Suzuki GSXR 1000 K7
19	U	**Tyler DONOVAN**	10	1	2.18 miles	Kawasaki ZX10R
800	U	**Morgan CREASEY**	11	1	2.18 miles	Suzuki GSXR 1000 K7

Flag History

TYPE	TIME OF DAY
GREEN	15:03:51.511
FINISH	15:23:25.501

Flag Statistics

TYPE	COUNT	TOTAL LAPS	TOTAL TIME
Green	1	11	21:21.882
Red	0	0	0.000
Safety Car	0	0	0.000
FCY	0	0	0.000

Weather / Track : Cloudy / Dry

Cadwell Park: 2.1800 miles
Date: 06/07/2024 Start: 15:03 Finish: 15:23

BMCRC - MRO Championships 2024 - Rnd 5 @ Cadwell Park

BMCRC Thunderbike Ultra & Extreme

RACE 5 - STATISTICS

CLASS : E

6 Starters

Fastest Lap History

NO	NAME	LAP TIME	TIME OF DAY	LAP	VEHICLE
168	**Ian ASHBY**	**1:47.348**	15:07:33.472	2	Triumph 955I
168	**Ian ASHBY**	**1:42.806**	15:09:16.279	3	Triumph 955I
168	**Ian ASHBY**	**1:41.702**	15:10:57.980	4	Triumph 955I

Leader History

NO	NAME	FROM LAP	LAPS LED	DISTANCE	VEHICLE
168	**Ian ASHBY**	1	11	23.98 miles	Triumph 955I

Weather / Track : Cloudy / Dry

Cadwell Park: 2.1800 miles
Date: 06/07/2024 Start: 15:03 Finish: 15:23

BMCRC - MRO Championships 2024 - Rnd 5 @ Cadwell Park

BMCRC Thunderbike Ultra & Extreme

RACE 5 - STATISTICS

CLASS : U

10 Starters

Fastest Lap History

NO	NAME	LAP TIME	TIME OF DAY	LAP	VEHICLE
19	**Tyler DONOVAN**	**1:43.945**	15:07:29.191	2	Kawasaki ZX10R
19	**Tyler DONOVAN**	**1:42.932**	15:09:12.123	3	Kawasaki ZX10R
19	**Tyler DONOVAN**	**1:42.755**	15:10:54.879	4	Kawasaki ZX10R
800	**Morgan CREASEY**	**1:40.774**	15:10:57.144	4	Suzuki GSXR 1000 K7

Leader History

NO	NAME	FROM LAP	LAPS LED	DISTANCE	VEHICLE
85	**Clinton WOOD**	1	1	2.18 miles	Suzuki GSXR1000
19	**Tyler DONOVAN**	2	4	8.72 miles	Kawasaki ZX10R
800	**Morgan CREASEY**	6	4	8.72 miles	Suzuki GSXR 1000 K7
19	**Tyler DONOVAN**	10	1	2.18 miles	Kawasaki ZX10R
800	**Morgan CREASEY**	11	1	2.18 miles	Suzuki GSXR 1000 K7

Weather / Track : Cloudy / Dry

Cadwell Park: 2.1800 miles
Date: 06/07/2024 Start: 15:03 Finish: 15:23

BMCRC - MRO Championships 2024 - Rnd 5 @ Cadwell Park

BMCRC Thunderbike Ultra & Extreme

RACE 5 - GRID (8 Laps)

ROW 7	19	17 Jordan KILLWORTH	20	62 David PATERSON	21	97 Alex MANN		
ROW 6	16	1:57.328 89 Daryl SKINNS	17	777 Neil RUTLEDGE	18	54 Andrew SAUNDERS		
ROW 5	13	78 Jamie THOMAS	14	1:56.782 4 Hayden KILLWORTH	15	258 Ande FRIEND		
ROW 4	10	1:50.180 169 Cory SMITH	11	1:50.406 152 Sean GOLDSMITH	12	1:52.409 51 Paul BEESLEY		
ROW 3	7	1:49.373 77 David MAY	8	1:49.386 96 Pete SCOTT	9	1:50.038 48 Shaun WALLIS		
ROW 2	4	1:44.107 59 Andrew DENYER	5	1:45.745 20 Connor SWYER	6	1:45.844 85 Clinton WOOD		
ROW 1	1	1:40.774 800 Morgan CREASEY	2	1:41.702 168 Ian ASHBY	3	1:42.455 19 Tyler DONOVAN		

Pole

These results are provisional until the conclusion of any judicial and technical matters.

Cadwell Park: 2.1800 miles

Clerk Of Course:	Stewards:	Timekeeper: Craig Smith	

Results can be found at www.tsl-timing.com

Printed - 15:30 Saturday, 06 July 2024

BMCRC - MRO Championships 2024 - Rnd 5 @ Cadwell Park

BMCRC Thunderbike Ultra & Extreme

RACE 5 - CLASSIFICATION

Race Distance: 6 Laps / 13.08 miles

POS	NO	CL	PIC	NAME	ENTRY	LAPS	TIME	GAP	DIFF	MPH	BEST	ON	GRD	↑↓
1	19	U	1	Tyler DONOVAN	Kawasaki ZX10R - Tinder Corp	6	11:25.001			68.74	1:49.322	6	3	2
2	800	U	2	Morgan CREASEY	Suzuki GSXR 1000 K7 - Warics Ltd	6	11:25.075	0.074	0.074	68.73	1:49.664	6	1	-1
3	20	U	3	Connor SWYER	Suzuki GSXR 1000 K6 - WSC Performace & Ileithyr farm & D	6	11:25.909	0.908	0.834	68.65	1:49.995	6	5	2
4	77	E	1	David MAY	Suzuki GSXR 750 K1 - Orchard Cooling/ Team Silver Arrows	6	11:26.945	1.944	1.036	68.54	1:49.975	6	7	3
5	168	E	2	Ian ASHBY	Triumph 955I - Clive Wood Triumph	6	11:27.634	2.633	0.689	68.47	1:50.025	6	2	-3
6	169	U	4	Cory SMITH	Suzuki K1 1000 -	6	11:28.265	3.264	0.631	68.41	1:49.188	6	10	4
7	59	U	5	Andrew DENYER	Triumph 675 - Me	6	11:31.554	6.553	3.289	68.09	1:49.847	6	4	-3
8	78	U	6	Jamie THOMAS	Suzuki GSXR 1000 - Team RubyRacing	6	11:33.076	8.075	1.522	67.94	1:51.967	5	13	5
9	85	U	7	Clinton WOOD	Suzuki GSXR1000 - Clinton Wood	6	11:39.695	14.694	6.619	67.29	1:53.162	5	6	-3
10	48	E	3	Shaun WALLIS	Yamaha R6 - MBC Despatch Racing	6	12:09.480	44.479	29.785	64.55	1:58.269	6	9	-1
11	152	E	4	Sean GOLDSMITH	Kawasaki ZX7R - Vanguard Motorsport	6	12:09.831	44.830	0.351	64.51	1:58.877	6	11	0
12	17	U	8	Jordan KILLWORTH	Yamaha R1 4C8 - Greenplant/BK/Rabbit	6	12:28.306	1:03.305	18.475	62.92	1:58.290	5	19	7
13	96	U	9	Pete SCOTT	Suzuki GSXR1000K5 - South Hill MOT Centre	6	12:29.359	1:04.358	1.053	62.83	2:00.502	5	8	-5
14	4	U	10	Hayden KILLWORTH	Suzuki GSXR 1000 - GreenPlantUK - H11xy - Helmet City	6	12:37.039	1:12.038	7.680	62.20	2:00.731	6	14	0
15	51	E	5	Paul BEESLEY	Aprilia MILLIE RSV -	6	12:48.127	1:23.126	11.088	61.30	2:03.293	5	12	-3
16	89	E	6	Daryl SKINNS	Suzuki GSXR 750 - Indoor Climate Systems UK Ltd	5	11:33.473	1 Lap	1 Lap	56.58	2:13.667	5	16	0

FASTEST LAP

169	U	Cory SMITH	Suzuki K1 1000 -	6	1:49.188	71.87 mph	115.67 kph
77	E	David MAY	Suzuki GSXR 750 K1 - Orchard Cooling/ Team Silver Arrows	6	1:49.975	71.36 mph	114.84 kph

Comments:
Class U - 92.5% of Race Speed = 63.58 mph
Class E - 92.5% of Race Speed = 63.39 mph

Weather / Track : Cloudy / Wet
These results are provisional until the conclusion of any judicial and technical matters.

Date: 07/07/2024 Start: 12:30 Finish: 12:41
Cadwell Park: 2.1800 miles

Clerk Of Course:	Stewards:	Timekeeper: Craig Smith	

Results can be found at www.tsl-timing.com

Printed - 12:43 Sunday, 07 July 2024

BMCRC - MRO Championships 2024 - Rnd 5 @ Cadwell Park

BMCRC Thunderbike Ultra & Extreme

RACE 5 - LAP CHART

LAP 1 @ 12:32:07.139

NO	BEHIND	LAP TIME
800		2:00.574
168	1.023	2:01.597
19	2.312	2:02.886
77	2.942	2:03.516
20	3.059	2:03.633
85	4.103	2:04.677
59	5.513	2:06.087
78	5.575	2:06.149
169	5.949	2:06.523
152	8.156	2:08.730
48	8.945	2:09.519
96	12.921	2:13.495
51	15.760	2:16.334
17	16.759	2:17.333
4	17.987	2:18.561
89	30.577	2:31.151

LAP 2 @ 12:34:03.665

NO	BEHIND	LAP TIME
800		1:56.526
168	0.560	1:56.063
19	1.325	1:55.539
20	1.754	1:55.221
77	2.622	1:56.206
85	4.170	1:56.593
78	4.419	1:55.370
169	4.652	1:55.229
59	5.710	1:56.723
152	12.818	2:01.188
48	13.062	2:00.643
96	23.243	2:06.848
17	28.040	2:07.807
51	28.273	2:09.039
4	28.952	2:07.491
89	52.095	2:18.044

LAP 3 @ 12:35:58.060

NO	BEHIND	LAP TIME
800		1:54.395
19	0.542	1:53.612
20	0.887	1:53.528
168	1.626	1:55.461
77	1.962	1:53.735
78	3.310	1:53.286
85	5.199	1:55.424
169	5.436	1:55.179
59	5.897	1:54.582
152	19.564	2:01.141
48	19.915	2:01.248
96	33.471	2:04.623
17	38.039	2:04.394
4	40.362	2:05.805
51	44.221	2:10.343
89	1:13.958	2:16.258

LAP 4 @ 12:37:50.561

NO	BEHIND	LAP TIME
800		1:52.501
19	0.285	1:52.244
20	0.522	1:52.136
168	1.709	1:52.584
77	2.251	1:52.790
78	3.064	1:52.255
169	4.142	1:51.207
59	7.166	1:53.770
85	7.688	1:54.990
152	27.762	2:00.699
48	28.097	2:00.683
96	43.224	2:02.254
17	46.762	2:01.224
4	50.770	2:02.909
51	57.126	2:05.406
89	1:35.810	2:14.353

LAP 5 @ 12:39:41.976

NO	BEHIND	LAP TIME
800		1:51.415
19	0.268	1:51.398
20	0.503	1:51.396
77	1.559	1:50.723
168	2.198	1:51.904
78	3.616	1:51.967
169	3.666	1:50.939
59	6.296	1:50.545
85	9.435	1:53.162
152	35.543	1:59.196
48	35.800	1:59.118
96	52.311	2:00.502
17	53.637	1:58.290
4	1:00.897	2:01.542
51	1:09.004	2:03.293

LAP 6 @ 12:41:31.566

NO	BEHIND	LAP TIME
19		1:49.322
800	0.074	1:49.664
20	0.908	1:49.995
77	1.944	1:49.975
168	2.633	1:50.025
169	3.264	1:49.188
59	6.553	1:49.847
78	8.075	1:54.049
89	1 Lap	2:13.667
85	14.694	1:54.849
48	44.479	1:58.269
152	44.830	1:58.877
17	1:03.305	1:59.258
96	1:04.358	2:01.637
4	1:12.038	2:00.731
51	1:23.126	2:03.712

Weather / Track : Cloudy / Wet

Cadwell Park: 2.1800 miles
Date: 07/07/2024 Start: 12:30 Finish: 12:41

Results can be found at www.tsl-timing.com

Printed - 12:43 Sunday, 07 July 2024

BMCRC - MRO Championships 2024 - Rnd 5 @ Cadwell Park

BMCRC Thunderbike Ultra & Extreme

RACE 5 - POSITION CHART

		Lap	1	2	3	4	5	6
No	Name	Pos						
800	CREASEY	1	800	800	800	800	800	19
168	ASHBY	2	168	168	19	19	19	800
19	DONOVAN	3	19	19	20	20	20	20
59	DENYER	4	77	20	168	168	77	77
20	SWYER	5	20	77	77	77	168	168
85	WOOD	6	85	85	78	78	78	169
77	MAY	7	59	78	85	169	169	59
96	SCOTT	8	78	169	169	59	59	78
48	WALLIS	9	169	59	59	85	85	85
169	SMITH	10	152	152	152	152	152	48
152	GOLDSMITH	11	48	48	48	48	48	152
51	BEESLEY	12	96	96	96	96	96	17
78	THOMAS	13	51	17	17	17	17	96
4	KILLWORTH	14	17	51	4	4	4	4
89	SKINNS	15	4	4	51	51	51	51
17	KILLWORTH	16	89	89	89	89	89	

Weather / Track : Cloudy / Wet

Cadwell Park: 2.1800 miles
Date: 07/07/2024 Start: 12:30 Finish: 12:41

Results can be found at www.tsl-timing.com

Printed - 12:43 Sunday, 07 July 2024

BMCRC - MRO Championships 2024 - Rnd 5 @ Cadwell Park

BMCRC Thunderbike Ultra & Extreme

RACE 5 - SECTOR ANALYSIS

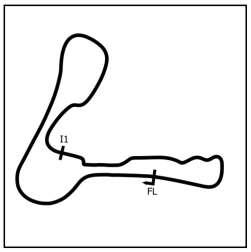

SECTOR 1 = FL to I1, SECTOR 2 = I1 to FL, DIFF = Difference To Personal Best Lap, P = Crossed Finish Line in Pit Lane, D = Time Disallowed

P1 19 U Tyler DONOVAN Kawasaki ZX10R - Tinder Corp

IDEAL LAP TIME : 1:49.322 BEST LAP TIME : 1:49.322 DIFFERENCE : 0.000

LAP	SECTOR 1	SECTOR 2	LAP TIME	MPH	DIFF	TIME OF DAY
1 -		50.642	2:02.886	63.86	13.564	12:32:09.451
2 -	1:06.904	48.635	1:55.539	67.92	6.217	12:34:04.990
3 -	1:05.119	48.493	1:53.612	69.07	4.290	12:35:58.602
4 -	1:04.645	47.599	1:52.244 (3)	69.91	2.922	12:37:50.846
5 -	1:04.350	47.048	1:51.398 (2)	70.45	2.076	12:39:42.244
6 -	***1:02.551***	***46.771***	***1:49.322 (1)***	***71.78***		***12:41:31.566***

P2 800 U Morgan CREASEY Suzuki GSXR 1000 K7 - Warics Ltd

IDEAL LAP TIME : 1:49.664 BEST LAP TIME : 1:49.664 DIFFERENCE : 0.000

LAP	SECTOR 1	SECTOR 2	LAP TIME	MPH	DIFF	TIME OF DAY
1 -		49.595	2:00.574	65.08	10.910	12:32:07.139
2 -	1:06.797	49.729	1:56.526	67.35	6.862	12:34:03.665
3 -	1:05.955	48.440	1:54.395	68.60	4.731	12:35:58.060
4 -	1:04.726	47.775	1:52.501 (3)	69.75	2.837	12:37:50.561
5 -	1:04.224	47.191	1:51.415 (2)	70.43	1.751	12:39:41.976
6 -	***1:03.001***	***46.663***	***1:49.664 (1)***	***71.56***		***12:41:31.640***

P3 20 U Connor SWYER Suzuki GSXR 1000 K6 - WSC Performace & lleithyr farm & Dad

IDEAL LAP TIME : 1:49.961 BEST LAP TIME : 1:49.995 DIFFERENCE : 0.034

LAP	SECTOR 1	SECTOR 2	LAP TIME	MPH	DIFF	TIME OF DAY
1 -		50.164	2:03.633	63.47	13.638	12:32:10.198
2 -	1:06.253	48.968	1:55.221	68.11	5.226	12:34:05.419
3 -	1:04.877	48.651	1:53.528	69.12	3.533	12:35:58.947
4 -	1:04.487	47.649	1:52.136 (3)	69.98	2.141	12:37:51.083
5 -	1:04.280	***47.116***	1:51.396 (2)	70.45	1.401	12:39:42.479
6 -	***1:02.845***	47.150	***1:49.995 (1)***	***71.34***		***12:41:32.474***

P4 77 E David MAY Suzuki GSXR 750 K1 - Orchard Cooling/ Team Silver Arrows

IDEAL LAP TIME : 1:49.975 BEST LAP TIME : 1:49.975 DIFFERENCE : 0.000

LAP	SECTOR 1	SECTOR 2	LAP TIME	MPH	DIFF	TIME OF DAY
1 -		50.285	2:03.516	63.53	13.541	12:32:10.081
2 -	1:06.826	49.380	1:56.206	67.53	6.231	12:34:06.287
3 -	1:04.810	48.925	1:53.735	69.00	3.760	12:36:00.022
4 -	1:04.511	48.279	1:52.790 (3)	69.58	2.815	12:37:52.812
5 -	1:03.054	47.669	1:50.723 (2)	70.88	0.748	12:39:43.535
6 -	***1:02.606***	***47.369***	***1:49.975 (1)***	***71.36***		***12:41:33.510***

P5 168 E Ian ASHBY Triumph 955I - Clive Wood Triumph

IDEAL LAP TIME : 1:49.824 BEST LAP TIME : 1:50.025 DIFFERENCE : 0.201

LAP	SECTOR 1	SECTOR 2	LAP TIME	MPH	DIFF	TIME OF DAY
1 -		50.224	2:01.597	64.54	11.572	12:32:08.162
2 -	1:06.635	49.428	1:56.063	67.61	6.038	12:34:04.225
3 -	1:06.424	49.037	1:55.461	67.97	5.436	12:35:59.686
4 -	1:04.468	48.116	1:52.584 (3)	69.70	2.559	12:37:52.270
5 -	1:04.343	***47.561***	1:51.904 (2)	70.13	1.879	12:39:44.174
6 -	***1:02.263***	47.762	***1:50.025 (1)***	***71.32***		***12:41:34.199***

P6 169 U Cory SMITH Suzuki K1 1000 -

IDEAL LAP TIME : 1:49.188 BEST LAP TIME : 1:49.188 DIFFERENCE : 0.000

LAP	SECTOR 1	SECTOR 2	LAP TIME	MPH	DIFF	TIME OF DAY
1 -		50.791	2:06.523	62.02	17.335	12:32:13.088
2 -	1:06.753	48.476	1:55.229	68.10	6.041	12:34:08.317
3 -	1:06.748	48.431	1:55.179	68.13	5.991	12:36:03.496
4 -	1:04.592	46.615	1:51.207 (3)	70.57	2.019	12:37:54.703
5 -	1:03.668	47.271	1:50.939 (2)	70.74	1.751	12:39:45.642
6 -	***1:03.370***	***45.818***	***1:49.188 (1)***	***71.87***		***12:41:34.830***

Weather / Track : Cloudy / Wet

Cadwell Park: 2.1800 miles
Date: 07/07/2024 Start: 12:30 Finish: 12:41

BMCRC - MRO Championships 2024 - Rnd 5 @ Cadwell Park

BMCRC Thunderbike Ultra & Extreme

RACE 5 - SECTOR ANALYSIS

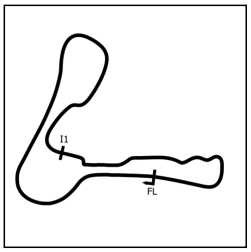

SECTOR 1 = FL to I1, SECTOR 2 = I1 to FL, DIFF = Difference To Personal Best Lap, P = Crossed Finish Line in Pit Lane, D = Time Disallowed

P7 59 U Andrew DENYER Triumph 675 - Me

IDEAL LAP TIME : 1:49.481 BEST LAP TIME : 1:49.847 DIFFERENCE : 0.366

LAP	SECTOR 1	SECTOR 2	LAP TIME	MPH	DIFF	TIME OF DAY
1 -		50.738	2:06.087	62.24	16.240	12:32:12.652
2 -	1:08.133	48.590	1:56.723	67.23	6.876	12:34:09.375
3 -	1:06.025	48.557	1:54.582	68.49	4.735	12:36:03.957
4 -	1:05.663	48.107	1:53.770 (3)	68.98	3.923	12:37:57.727
5 -	1:04.000	***46.545***	1:50.545 (2)	70.99	0.698	12:39:48.272
6 -	***1:02.936***	46.911	***1:49.847 (1)***	***71.44***		***12:41:38.119***

P8 78 U Jamie THOMAS Suzuki GSXR 1000 - Team RubyRacing

IDEAL LAP TIME : 1:51.327 BEST LAP TIME : 1:51.967 DIFFERENCE : 0.640

LAP	SECTOR 1	SECTOR 2	LAP TIME	MPH	DIFF	TIME OF DAY
1 -		50.438	2:06.149	62.21	14.182	12:32:12.714
2 -	1:06.027	49.343	1:55.370	68.02	3.403	12:34:08.084
3 -	1:06.190	47.096	1:53.286 (3)	69.27	1.319	12:36:01.370
4 -	1:05.390	***46.865***	1:52.255 (2)	69.91	0.288	12:37:53.625
5 -	***1:04.462***	47.505	***1:51.967 (1)***	***70.09***		***12:39:45.592***
6 -	1:04.792	49.257	1:54.049	68.81	2.082	12:41:39.641

P9 85 U Clinton WOOD Suzuki GSXR1000 - Clinton Wood

IDEAL LAP TIME : 1:53.162 BEST LAP TIME : 1:53.162 DIFFERENCE : 0.000

LAP	SECTOR 1	SECTOR 2	LAP TIME	MPH	DIFF	TIME OF DAY
1 -		50.450	2:04.677	62.94	11.515	12:32:11.242
2 -	1:07.234	49.359	1:56.593	67.31	3.431	12:34:07.835
3 -	1:06.932	48.492	1:55.424	67.99	2.262	12:36:03.259
4 -	1:06.148	48.842	1:54.990 (3)	68.24	1.828	12:37:58.249
5 -	***1:05.106***	***48.056***	***1:53.162 (1)***	***69.35***		***12:39:51.411***
6 -	1:05.549	49.300	1:54.849 (2)	68.33	1.687	12:41:46.260

P10 48 E Shaun WALLIS Yamaha R6 - MBC Despatch Racing

IDEAL LAP TIME : 1:57.861 BEST LAP TIME : 1:58.269 DIFFERENCE : 0.408

LAP	SECTOR 1	SECTOR 2	LAP TIME	MPH	DIFF	TIME OF DAY
1 -		51.357	2:09.519	60.59	11.250	12:32:16.084
2 -	1:10.079	50.564	2:00.643 (3)	65.05	2.374	12:34:16.727
3 -	1:11.026	***50.222***	2:01.248	64.72	2.979	12:36:17.975
4 -	1:09.799	50.884	2:00.683	65.03	2.414	12:38:18.658
5 -	1:08.736	50.382	1:59.118 (2)	65.88	0.849	12:40:17.776
6 -	***1:07.639***	50.630	***1:58.269 (1)***	***66.35***		***12:42:16.045***

P11 152 E Sean GOLDSMITH Kawasaki ZX7R - Vanguard Motorsport

IDEAL LAP TIME : 1:58.014 BEST LAP TIME : 1:58.877 DIFFERENCE : 0.863

LAP	SECTOR 1	SECTOR 2	LAP TIME	MPH	DIFF	TIME OF DAY
1 -		52.292	2:08.730	60.96	9.853	12:32:15.295
2 -	1:08.841	52.347	2:01.188	64.75	2.311	12:34:16.483
3 -	1:09.525	51.616	2:01.141	64.78	2.264	12:36:17.624
4 -	1:09.609	51.090	2:00.699 (3)	65.02	1.822	12:38:18.323
5 -	1:08.438	***50.758***	1:59.196 (2)	65.84	0.319	12:40:17.519
6 -	***1:07.256***	51.621	***1:58.877 (1)***	***66.01***		***12:42:16.396***

P12 17 U Jordan KILLWORTH Yamaha R1 4C8 - Greenplant/BK/Rabbit

IDEAL LAP TIME : 1:57.744 BEST LAP TIME : 1:58.290 DIFFERENCE : 0.546

LAP	SECTOR 1	SECTOR 2	LAP TIME	MPH	DIFF	TIME OF DAY
1 -		54.514	2:17.333	57.14	19.043	12:32:23.898
2 -	1:13.799	54.008	2:07.807	61.40	9.517	12:34:31.705
3 -	1:12.353	52.041	2:04.394	63.09	6.104	12:36:36.099
4 -	1:10.393	50.831	2:01.224 (3)	64.74	2.934	12:38:37.323
5 -	1:08.940	***49.350***	***1:58.290 (1)***	***66.34***		***12:40:35.613***
6 -	***1:08.394***	50.864	1:59.258 (2)	65.80	0.968	12:42:34.871

Weather / Track : Cloudy / Wet

Cadwell Park: 2.1800 miles
Date: 07/07/2024 Start: 12:30 Finish: 12:41

BMCRC - MRO Championships 2024 - Rnd 5 @ Cadwell Park

BMCRC Thunderbike Ultra & Extreme

RACE 5 - SECTOR ANALYSIS

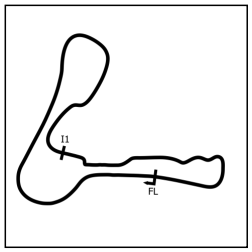

SECTOR 1 = FL to I1, SECTOR 2 = I1 to FL, DIFF = Difference To Personal Best Lap, P = Crossed Finish Line in Pit Lane, D = Time Disallowed

P13 96 U Pete SCOTT Suzuki GSXR1000K5 - South Hill MOT Centre

IDEAL LAP TIME : 2:00.502 BEST LAP TIME : 2:00.502 DIFFERENCE : 0.000

LAP	SECTOR 1	SECTOR 2	LAP TIME	MPH	DIFF	TIME OF DAY
1 -		52.841	2:13.495	58.78	12.993	12:32:20.060
2 -	1:14.943	51.905	2:06.848	61.86	6.346	12:34:26.908
3 -	1:13.139	51.484	2:04.623	62.97	4.121	12:36:31.531
4 -	1:11.310	50.944	2:02.254 **(3)**	64.19	1.752	12:38:33.785
5 -	***1:10.018***	***50.484***	***2:00.502 (1)***	***65.12***		***12:40:34.287***
6 -	1:10.674	50.963	2:01.637 **(2)**	64.52	1.135	12:42:35.924

P14 4 U Hayden KILLWORTH Suzuki GSXR 1000 - GreenPlantUK - H11xy - Helmet City

IDEAL LAP TIME : 2:00.731 BEST LAP TIME : 2:00.731 DIFFERENCE : 0.000

LAP	SECTOR 1	SECTOR 2	LAP TIME	MPH	DIFF	TIME OF DAY
1 -		54.152	2:18.561	56.63	17.830	12:32:25.126
2 -	1:14.785	52.706	2:07.491	61.55	6.760	12:34:32.617
3 -	1:13.613	52.192	2:05.805	62.38	5.074	12:36:38.422
4 -	1:11.731	51.178	2:02.909 **(3)**	63.85	2.178	12:38:41.331
5 -	1:10.655	50.887	2:01.542 **(2)**	64.57	0.811	12:40:42.873
6 -	***1:10.021***	***50.710***	***2:00.731 (1)***	***65.00***		***12:42:43.604***

P15 51 E Paul BEESLEY Aprilia MILLIE RSV -

IDEAL LAP TIME : 2:02.936 BEST LAP TIME : 2:03.293 DIFFERENCE : 0.357

LAP	SECTOR 1	SECTOR 2	LAP TIME	MPH	DIFF	TIME OF DAY
1 -		54.538	2:16.334	57.56	13.041	12:32:22.899
2 -	1:14.029	55.010	2:09.039	60.81	5.746	12:34:31.938
3 -	1:15.125	55.218	2:10.343	60.21	7.050	12:36:42.281
4 -	1:11.395	54.011	2:05.406 **(3)**	62.58	2.113	12:38:47.687
5 -	1:10.321	***52.972***	***2:03.293 (1)***	***63.65***		***12:40:50.980***
6 -	***1:09.964***	53.748	2:03.712 **(2)**	63.43	0.419	12:42:54.692

P16 89 E Daryl SKINNS Suzuki GSXR 750 - Indoor Climate Systems UK Ltd

IDEAL LAP TIME : 2:13.667 BEST LAP TIME : 2:13.667 DIFFERENCE : 0.000

LAP	SECTOR 1	SECTOR 2	LAP TIME	MPH	DIFF	TIME OF DAY
1 -		59.844	2:31.151	51.92	17.484	12:32:37.716
2 -	1:19.573	58.471	2:18.044	56.85	4.377	12:34:55.760
3 -	1:18.643	57.615	2:16.258 **(3)**	57.59	2.591	12:37:12.018
4 -	1:17.391	56.962	2:14.353 **(2)**	58.41	0.686	12:39:26.371
5 -	***1:17.017***	***56.650***	***2:13.667 (1)***	***58.71***		***12:41:40.038***

Weather / Track : Cloudy / Wet

Cadwell Park: 2.1800 miles
Date: 07/07/2024 Start: 12:30 Finish: 12:41

BMCRC - MRO Championships 2024 - Rnd 5 @ Cadwell Park

BMCRC Thunderbike Ultra & Extreme

RACE 5 - BEST SECTORS

SECTOR 1				SECTOR 2			IDEAL / BEST COMPARISON					
POS	NO	NAME	TIME	NO	NAME	TIME	POS	NO	NAME	IDEAL	BEST	DIFF
									PERFECT LAP	1:48.081		
1	168	ASHBY	1:02.263	169	SMITH	45.818	1	169	SMITH	1:49.188	1:49.188	0.000
2	19	DONOVAN	1:02.551	59	DENYER	46.545	2	19	DONOVAN	1:49.322	1:49.322	0.000
3	77	MAY	1:02.606	800	CREASEY	46.663	3	59	DENYER	1:49.481	1:49.847	0.366
4	20	SWYER	1:02.845	19	DONOVAN	46.771	4	800	CREASEY	1:49.664	1:49.664	0.000
5	59	DENYER	1:02.936	78	THOMAS	46.865	5	168	ASHBY	1:49.824	1:50.025	0.201
6	800	CREASEY	1:03.001	20	SWYER	47.116	6	20	SWYER	1:49.961	1:49.995	0.034
7	169	SMITH	1:03.370	77	MAY	47.369	7	77	MAY	1:49.975	1:49.975	0.000
8	78	THOMAS	1:04.462	168	ASHBY	47.561	8	78	THOMAS	1:51.327	1:51.967	0.640
9	85	WOOD	1:05.106	85	WOOD	48.056	9	85	WOOD	1:53.162	1:53.162	0.000
10	152	GOLDSMITH	1:07.256	17	KILLWORTH	49.350	10	17	KILLWORTH	1:57.744	1:58.290	0.546
11	48	WALLIS	1:07.639	48	WALLIS	50.222	11	48	WALLIS	1:57.861	1:58.269	0.408
12	17	KILLWORTH	1:08.394	96	SCOTT	50.484	12	152	GOLDSMITH	1:58.014	1:58.877	0.863
13	51	BEESLEY	1:09.964	4	KILLWORTH	50.710	13	96	SCOTT	2:00.502	2:00.502	0.000
14	96	SCOTT	1:10.018	152	GOLDSMITH	50.758	14	4	KILLWORTH	2:00.731	2:00.731	0.000
15	4	KILLWORTH	1:10.021	51	BEESLEY	52.972	15	51	BEESLEY	2:02.936	2:03.293	0.357
16	89	SKINNS	1:17.017	89	SKINNS	56.650	16	89	SKINNS	2:13.667	2:13.667	0.000

Weather / Track : Cloudy / Wet

Cadwell Park: 2.1800 miles
Date: 07/07/2024 Start: 12:30 Finish: 12:41

Results can be found at www.tsl-timing.com

Printed - 12:43 Sunday, 07 July 2024

BMCRC - MRO Championships 2024 - Rnd 5 @ Cadwell Park

BMCRC Thunderbike Ultra & Extreme

RACE 5 - STATISTICS

Competitors Started	16
Planned Start	2024-07-07 @ 11:40:00.000
Actual Start	2024-07-07 @ 12:30:06.564
Finish Time	2024-07-07 @ 12:41:31.565
Track Length	2.1800mi.
Total Laps	95
Total Distance Covered	207.1017mi.

Session Fastest Lap History

NO	CL	NAME	LAP TIME	TIME OF DAY	LAP	VEHICLE
800	U	**Morgan CREASEY**	**1:56.526**	12:34:03.678	2	Suzuki GSXR 1000 K7
168	E	**Ian ASHBY**	**1:56.063**	12:34:04.235	2	Triumph 955I
19	U	**Tyler DONOVAN**	**1:55.539**	12:34:05.019	2	Kawasaki ZX10R
20	U	**Connor SWYER**	**1:55.221**	12:34:05.447	2	Suzuki GSXR 1000 K6
800	U	**Morgan CREASEY**	**1:54.395**	12:35:58.074	3	Suzuki GSXR 1000 K7
19	U	**Tyler DONOVAN**	**1:53.612**	12:35:58.630	3	Kawasaki ZX10R
20	U	**Connor SWYER**	**1:53.528**	12:35:58.974	3	Suzuki GSXR 1000 K6
78	U	**Jamie THOMAS**	**1:53.286**	12:36:01.405	3	Suzuki GSXR 1000
800	U	**Morgan CREASEY**	**1:52.501**	12:37:50.576	4	Suzuki GSXR 1000 K7
19	U	**Tyler DONOVAN**	**1:52.244**	12:37:50.874	4	Kawasaki ZX10R
20	U	**Connor SWYER**	**1:52.136**	12:37:51.110	4	Suzuki GSXR 1000 K6
169	U	**Cory SMITH**	**1:51.207**	12:37:54.740	4	Suzuki K1 1000
77	E	**David MAY**	**1:50.723**	12:39:43.543	5	Suzuki GSXR 750 K1
59	U	**Andrew DENYER**	**1:50.545**	12:39:48.290	5	Triumph 675
19	U	**Tyler DONOVAN**	**1:49.322**	12:41:31.596	6	Kawasaki ZX10R
169	U	**Cory SMITH**	**1:49.188**	12:41:34.867	6	Suzuki K1 1000

Session Leader History

NO	CL	NAME	FROM LAP	LAPS LED	DISTANCE	VEHICLE
800	U	**Morgan CREASEY**	1	5	10.90 miles	Suzuki GSXR 1000 K7
19	U	**Tyler DONOVAN**	6	1	2.18 miles	Kawasaki ZX10R

Flag History

TYPE	TIME OF DAY
GREEN	12:30:06.564
FINISH	12:41:31.565

Flag Statistics

TYPE	COUNT	TOTAL LAPS	TOTAL TIME
Green	1	6	12:53.591
Red	0	0	0.000
Safety Car	0	0	0.000
FCY	0	0	0.000

Weather / Track : Cloudy / Wet

Cadwell Park: 2.1800 miles
Date: 07/07/2024 Start: 12:30 Finish: 12:41

BMCRC - MRO Championships 2024 - Rnd 5 @ Cadwell Park

BMCRC Thunderbike Ultra & Extreme

RACE 5 - STATISTICS

CLASS : E

6 Starters

Fastest Lap History

NO	NAME	LAP TIME	TIME OF DAY	LAP	VEHICLE
168	**Ian ASHBY**	**1:56.063**	12:34:04.235	2	Triumph 955I
168	**Ian ASHBY**	**1:55.461**	12:35:59.696	3	Triumph 955I
77	**David MAY**	**1:53.735**	12:36:00.030	3	Suzuki GSXR 750 K1
168	**Ian ASHBY**	**1:52.584**	12:37:52.280	4	Triumph 955I
77	**David MAY**	**1:50.723**	12:39:43.543	5	Suzuki GSXR 750 K1
77	**David MAY**	**1:49.975**	12:41:33.519	6	Suzuki GSXR 750 K1

Leader History

NO	NAME	FROM LAP	LAPS LED	DISTANCE	VEHICLE
168	**Ian ASHBY**	1	4	8.72 miles	Triumph 955I
77	**David MAY**	5	2	4.36 miles	Suzuki GSXR 750 K1

Weather / Track : Cloudy / Wet

Cadwell Park: 2.1800 miles
Date: 07/07/2024 Start: 12:30 Finish: 12:41

BMCRC - MRO Championships 2024 - Rnd 5 @ Cadwell Park

BMCRC Thunderbike Ultra & Extreme

RACE 5 - STATISTICS

CLASS : U

10 Starters

Fastest Lap History

NO	NAME	LAP TIME	TIME OF DAY	LAP	VEHICLE
800	**Morgan CREASEY**	**1:56.526**	12:34:03.678	2	Suzuki GSXR 1000 K7
19	**Tyler DONOVAN**	**1:55.539**	12:34:05.019	2	Kawasaki ZX10R
20	**Connor SWYER**	**1:55.221**	12:34:05.447	2	Suzuki GSXR 1000 K6
800	**Morgan CREASEY**	**1:54.395**	12:35:58.074	3	Suzuki GSXR 1000 K7
19	**Tyler DONOVAN**	**1:53.612**	12:35:58.630	3	Kawasaki ZX10R
20	**Connor SWYER**	**1:53.528**	12:35:58.974	3	Suzuki GSXR 1000 K6
78	**Jamie THOMAS**	**1:53.286**	12:36:01.405	3	Suzuki GSXR 1000
800	**Morgan CREASEY**	**1:52.501**	12:37:50.576	4	Suzuki GSXR 1000 K7
19	**Tyler DONOVAN**	**1:52.244**	12:37:50.874	4	Kawasaki ZX10R
20	**Connor SWYER**	**1:52.136**	12:37:51.110	4	Suzuki GSXR 1000 K6
169	**Cory SMITH**	**1:51.207**	12:37:54.740	4	Suzuki K1 1000
169	**Cory SMITH**	**1:50.939**	12:39:45.642	5	Suzuki K1 1000
59	**Andrew DENYER**	**1:50.545**	12:39:48.290	5	Triumph 675
19	**Tyler DONOVAN**	**1:49.322**	12:41:31.596	6	Kawasaki ZX10R
169	**Cory SMITH**	**1:49.188**	12:41:34.867	6	Suzuki K1 1000

Leader History

NO	NAME	FROM LAP	LAPS LED	DISTANCE	VEHICLE
800	**Morgan CREASEY**	1	5	10.90 miles	Suzuki GSXR 1000 K7
19	**Tyler DONOVAN**	6	1	2.18 miles	Kawasaki ZX10R

Weather / Track : Cloudy / Wet

Cadwell Park: 2.1800 miles
Date: 07/07/2024 Start: 12:30 Finish: 12:41

BMCRC - MRO Championships 2024 - Rnd 5 @ Cadwell Park

BMCRC Thunderbike Ultra & Extreme

RACE 16 - GRID (6 Laps)

ROW 7	19	54	Andrew SAUNDERS	20	62	David PATERSON					
ROW 6	16	89	Daryl SKINNS (2:13.667)	17	258	Ande FRIEND	18	777	Neil RUTLEDGE		
ROW 5	13	96	Pete SCOTT (2:00.502)	14	4	Hayden KILLWORTH (2:00.731)	15	51	Paul BEESLEY (2:03.293)		
ROW 4	10	48	Shaun WALLIS (1:58.269)	11	17	Jordan KILLWORTH (1:58.290)	12	152	Sean GOLDSMITH (1:58.877)		
ROW 3	7	168	Ian ASHBY (1:50.025)	8	78	Jamie THOMAS (1:51.967)	9	85	Clinton WOOD (1:53.162)		
ROW 2	4	59	Andrew DENYER (1:49.847)	5	77	David MAY (1:49.975)	6	20	Connor SWYER (1:49.995)		
ROW 1	1	169	Cory SMITH (1:49.188) **Pole**	2	19	Tyler DONOVAN (1:49.322)	3	800	Morgan CREASEY (1:49.664)		

These results are provisional until the conclusion of any judicial and technical matters.

Cadwell Park: 2.1800 miles

Clerk Of Course:	Stewards:	Timekeeper: Craig Smith	

Results can be found at www.tsl-timing.com

Printed - 12:45 Sunday, 07 July 2024

BMCRC - MRO Championships 2024 - Rnd 5 @ Cadwell Park

BMCRC Thunderbike Ultra & Extreme

RACE 16 - CLASSIFICATION

Race Distance: 5 Laps / 10.90 miles

POS	NO	CL	PIC	NAME	ENTRY	LAPS	TIME	GAP	DIFF	MPH	BEST	ON	GRD	↑↓
1	**168**	E	1	**Ian ASHBY**	Triumph 955I - Clive Wood Triumph	**5**	8:25.366			77.64	**1:38.638**	5	7	6
2	**800**	U	1	**Morgan CREASEY**	Suzuki GSXR 1000 K7 - Warics Ltd	**5**	8:30.416	**5.050**	5.050	76.87	**1:39.295**	4	3	1
3	**59**	U	2	**Andrew DENYER**	Triumph 675 - Me	**5**	8:39.506	**14.140**	9.090	75.53	**1:40.856**	5	4	1
4	**19**	U	3	**Tyler DONOVAN**	Kawasaki ZX10R - Tinder Corp	**5**	8:40.038	**14.672**	0.532	75.45	**1:41.773**	5	2	-2
5	**169**	U	4	**Cory SMITH**	Suzuki K1 1000 -	**5**	8:40.378	**15.012**	0.340	75.40	**1:41.494**	5	1	-4
6	**85**	U	5	**Clinton WOOD**	Suzuki GSXR1000 - Clinton Wood	**5**	8:43.256	**17.890**	2.878	74.99	**1:41.744**	4	9	3
7	**77**	E	2	**David MAY**	Suzuki GSXR 750 K1 - Orchard Cooling/ Team Silver Arrows	**5**	8:51.634	**26.268**	8.378	73.81	**1:43.088**	4	5	-2
8	**78**	U	6	**Jamie THOMAS**	Suzuki GSXR 1000 - Team RubyRacing	**5**	8:57.855	**32.489**	6.221	72.95	**1:46.121**	5	8	0
9	**152**	E	3	**Sean GOLDSMITH**	Kawasaki ZX7R - Vanguard Motorsport	**5**	8:58.341	**32.975**	0.486	72.89	**1:44.646**	5	12	3
10	**17**	U	7	**Jordan KILLWORTH**	Yamaha R1 4C8 - Greenplant/BK/Rabbit	**5**	8:58.594	**33.228**	0.253	72.85	**1:43.606**	5	11	1
11	**48**	E	4	**Shaun WALLIS**	Yamaha R6 - MBC Despatch Racing	**5**	8:59.236	**33.870**	0.642	72.77	**1:43.901**	5	10	-1
12	**4**	U	8	**Hayden KILLWORTH**	Suzuki GSXR 1000 - GreenPlantUK - H11xy - Helmet City	**5**	9:02.261	**36.895**	3.025	72.36	**1:45.019**	4	14	2
13	**20**	U	9	**Connor SWYER**	Suzuki GSXR 1000 K6 - WSC Performace & lleithyr farm & D	**5**	9:03.528	**38.162**	1.267	72.19	**1:45.773**	4	6	-7
14	**96**	U	10	**Pete SCOTT**	Suzuki GSXR1000K5 - South Hill MOT Centre	**5**	9:11.064	**45.698**	7.536	71.20	**1:47.715**	5	13	-1
15	**51**	E	5	**Paul BEESLEY**	Aprilia MILLIE RSV -	**5**	9:20.236	**54.870**	9.172	70.04	**1:49.787**	4	15	0
16	**89**	E	6	**Daryl SKINNS**	Suzuki GSXR 750 - Indoor Climate Systems UK Ltd	**5**	10:03.581	**1:38.215**	43.345	65.01	**1:58.310**	5	16	0

FASTEST LAP

168	E	**Ian ASHBY**	Triumph 955I - Clive Wood Triumph	**5**	1:38.638	79.56 mph	128.04 kph
800	U	**Morgan CREASEY**	Suzuki GSXR 1000 K7 - Warics Ltd	**4**	1:39.295	79.03 mph	127.19 kph

Comments:
Class E - 92.5% of Race Speed = 71.81 mph
Class U - 92.5% of Race Speed = 71.10 mph

Weather / Track : Cloudy / Dry
These results are provisional until the conclusion of any judicial and technical matters.

Date: 07/07/2024 Start: 16:40 Finish: 16:49
Cadwell Park: 2.1800 miles

Clerk Of Course:	Stewards:	Timekeeper: Craig Smith	

Results can be found at www.tsl-timing.com

Printed - 16:51 Sunday, 07 July 2024

BMCRC - MRO Championships 2024 - Rnd 5 @ Cadwell Park

BMCRC Thunderbike Ultra & Extreme

RACE 16 - LAP CHART

LAP 1 @ 16:42:34.633

NO	BEHIND	LAP TIME
168		1:48.021
800	0.220	1:48.241
59	2.483	1:50.504
19	3.104	1:51.125
169	3.382	1:51.403
85	4.003	1:52.024
78	4.569	1:52.590
17	5.968	1:53.989
20	7.140	1:55.161
152	7.319	1:55.340
77	7.670	1:55.691
4	9.257	1:57.278
48	9.648	1:57.669
96	10.163	1:58.184
51	11.935	1:59.956
89	18.969	2:06.990

LAP 2 @ 16:44:15.317

NO	BEHIND	LAP TIME
168		1:40.684
800	1.457	1:41.921
19	5.359	1:42.939
59	5.963	1:44.164
169	6.506	1:43.808
85	7.675	1:44.356
78	10.507	1:46.622
77	11.966	1:44.980
17	13.919	1:48.635
152	14.142	1:47.507
20	14.928	1:48.472
48	15.444	1:46.480
4	16.977	1:48.404
96	18.039	1:48.560
51	21.397	1:50.146
89	38.590	2:00.305

LAP 3 @ 16:45:54.461

NO	BEHIND	LAP TIME
168		1:39.144
800	1.999	1:39.686
19	8.572	1:42.357
59	8.983	1:42.164
169	9.394	1:42.032
85	10.835	1:42.304
77	16.884	1:44.062
78	17.699	1:46.336
152	21.005	1:46.007
17	22.116	1:47.341
20	22.654	1:46.870
48	22.965	1:46.665
4	24.088	1:46.255
96	26.955	1:48.060
51	32.161	1:49.908
89	58.709	1:59.263

LAP 4 @ 16:47:33.340

NO	BEHIND	LAP TIME
168		1:38.879
800	2.415	1:39.295
19	11.537	1:41.844
59	11.922	1:41.818
169	12.156	1:41.641
85	13.700	1:41.744
77	21.093	1:43.088
78	25.006	1:46.186
152	26.967	1:44.841
17	28.260	1:45.023
48	28.607	1:44.521
20	29.548	1:45.773
4	30.228	1:45.019
96	36.621	1:48.545
51	43.069	1:49.787
89	1:18.543	1:58.713

LAP 5 @ 16:49:11.978

NO	BEHIND	LAP TIME
168		1:38.638
800	5.050	1:41.273
59	14.140	1:40.856
19	14.672	1:41.773
169	15.012	1:41.494
85	17.890	1:42.828
77	26.268	1:43.813
78	32.489	1:46.121
152	32.975	1:44.646
17	33.228	1:43.606
48	33.870	1:43.901
4	36.895	1:45.305
20	38.162	1:47.252
96	45.698	1:47.715
51	54.870	1:50.439
89	1:38.215	1:58.310

Weather / Track : Cloudy / Dry

Cadwell Park: 2.1800 miles
Date: 07/07/2024 Start: 16:40 Finish: 16:49

Results can be found at www.tsl-timing.com

Printed - 16:51 Sunday, 07 July 2024

BMCRC - MRO Championships 2024 - Rnd 5 @ Cadwell Park

BMCRC Thunderbike Ultra & Extreme

RACE 16 - POSITION CHART

		Lap	1	2	3	4	5
No	Name	Pos					
169	SMITH	1	168	168	168	168	168
19	DONOVAN	2	800	800	800	800	800
800	CREASEY	3	59	19	19	19	59
59	DENYER	4	19	59	59	59	19
77	MAY	5	169	169	169	169	169
20	SWYER	6	85	85	85	85	85
168	ASHBY	7	78	78	77	77	77
78	THOMAS	8	17	77	78	78	78
85	WOOD	9	20	17	152	152	152
48	WALLIS	10	152	152	17	17	17
17	KILLWORTH	11	77	20	20	48	48
152	GOLDSMITH	12	4	48	48	20	4
96	SCOTT	13	48	4	4	4	20
4	KILLWORTH	14	96	96	96	96	96
51	BEESLEY	15	51	51	51	51	51
89	SKINNS	16	89	89	89	89	89

Weather / Track : Cloudy / Dry

Cadwell Park: 2.1800 miles
Date: 07/07/2024 Start: 16:40 Finish: 16:49

Results can be found at www.tsl-timing.com

Printed - 16:51 Sunday, 07 July 2024

BMCRC - MRO Championships 2024 - Rnd 5 @ Cadwell Park

BMCRC Thunderbike Ultra & Extreme

RACE 16 - SECTOR ANALYSIS

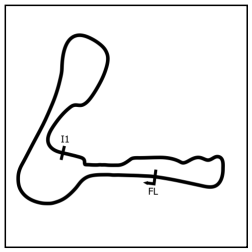

SECTOR 1 = FL to I1, SECTOR 2 = I1 to FL, DIFF = Difference To Personal Best Lap, P = Crossed Finish Line in Pit Lane, D = Time Disallowed

P1 168 E Ian ASHBY — Triumph 955I - Clive Wood Triumph

IDEAL LAP TIME : 1:38.638 BEST LAP TIME : 1:38.638 DIFFERENCE : 0.000

LAP	SECTOR 1	SECTOR 2	LAP TIME	MPH	DIFF	TIME OF DAY
1 -		43.287	1:48.021	72.65	9.383	16:42:34.633
2 -	59.047	41.637	1:40.684	77.94	2.046	16:44:15.317
3 -	57.863	41.281	1:39.144 (3)	79.15	0.506	16:45:54.461
4 -	57.582	41.297	1:38.879 (2)	79.37	0.241	16:47:33.340
5 -	***57.369***	***41.269***	***1:38.638 (1)***	***79.56***		***16:49:11.978***

P2 800 U Morgan CREASEY — Suzuki GSXR 1000 K7 - Warics Ltd

IDEAL LAP TIME : 1:39.295 BEST LAP TIME : 1:39.295 DIFFERENCE : 0.000

LAP	SECTOR 1	SECTOR 2	LAP TIME	MPH	DIFF	TIME OF DAY
1 -		43.784	1:48.241	72.50	8.946	16:42:34.853
2 -	58.726	43.195	1:41.921	77.00	2.626	16:44:16.774
3 -	57.465	42.221	1:39.686 (2)	78.72	0.391	16:45:56.460
4 -	***57.186***	***42.109***	***1:39.295 (1)***	***79.03***		***16:47:35.755***
5 -	57.949	43.324	1:41.273 (3)	77.49	1.978	16:49:17.028

P3 59 U Andrew DENYER — Triumph 675 - Me

IDEAL LAP TIME : 1:40.856 BEST LAP TIME : 1:40.856 DIFFERENCE : 0.000

LAP	SECTOR 1	SECTOR 2	LAP TIME	MPH	DIFF	TIME OF DAY
1 -		44.135	1:50.504	71.02	9.648	16:42:37.116
2 -	1:00.712	43.452	1:44.164	75.34	3.308	16:44:21.280
3 -	59.567	42.597	1:42.164 (3)	76.81	1.308	16:46:03.444
4 -	59.048	42.770	1:41.818 (2)	77.07	0.962	16:47:45.262
5 -	***58.535***	***42.321***	***1:40.856 (1)***	***77.81***		***16:49:26.118***

P4 19 U Tyler DONOVAN — Kawasaki ZX10R - Tinder Corp

IDEAL LAP TIME : 1:41.423 BEST LAP TIME : 1:41.773 DIFFERENCE : 0.350

LAP	SECTOR 1	SECTOR 2	LAP TIME	MPH	DIFF	TIME OF DAY
1 -		45.160	1:51.125	70.62	9.352	16:42:37.737
2 -	59.577	***43.362***	1:42.939	76.23	1.166	16:44:20.676
3 -	58.862	43.495	1:42.357 (3)	76.67	0.584	16:46:03.033
4 -	58.461	43.383	1:41.844 (2)	77.05	0.071	16:47:44.877
5 -	***58.061***	43.712	***1:41.773 (1)***	***77.11***		***16:49:26.650***

P5 169 U Cory SMITH — Suzuki K1 1000 -

IDEAL LAP TIME : 1:41.356 BEST LAP TIME : 1:41.494 DIFFERENCE : 0.138

LAP	SECTOR 1	SECTOR 2	LAP TIME	MPH	DIFF	TIME OF DAY
1 -		44.678	1:51.403	70.44	9.909	16:42:38.015
2 -	1:00.267	43.541	1:43.808	75.60	2.314	16:44:21.823
3 -	59.333	42.699	1:42.032 (3)	76.91	0.538	16:46:03.855
4 -	58.971	***42.670***	1:41.641 (2)	77.21	0.147	16:47:45.496
5 -	***58.686***	42.808	***1:41.494 (1)***	***77.32***		***16:49:26.990***

P6 85 U Clinton WOOD — Suzuki GSXR1000 - Clinton Wood

IDEAL LAP TIME : 1:41.452 BEST LAP TIME : 1:41.744 DIFFERENCE : 0.292

LAP	SECTOR 1	SECTOR 2	LAP TIME	MPH	DIFF	TIME OF DAY
1 -		44.723	1:52.024	70.05	10.280	16:42:38.636
2 -	1:00.253	44.103	1:44.356	75.20	2.612	16:44:22.992
3 -	59.284	43.020	1:42.304 (2)	76.71	0.560	16:46:05.296
4 -	58.999	***42.745***	***1:41.744 (1)***	***77.13***		***16:47:47.040***
5 -	***58.707***	44.121	1:42.828 (3)	76.32	1.084	16:49:29.868

Weather / Track : Cloudy / Dry

Cadwell Park: 2.1800 miles
Date: 07/07/2024 Start: 16:40 Finish: 16:49

BMCRC - MRO Championships 2024 - Rnd 5 @ Cadwell Park

BMCRC Thunderbike Ultra & Extreme

RACE 16 - SECTOR ANALYSIS

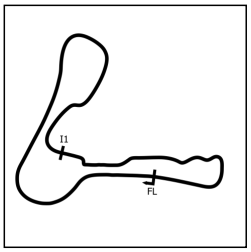

SECTOR 1 = FL to I1, SECTOR 2 = I1 to FL, DIFF = Difference To Personal Best Lap, P = Crossed Finish Line in Pit Lane, D = Time Disallowed

P7 77 E David MAY — Suzuki GSXR 750 K1 - Orchard Cooling/ Team Silver Arrows

IDEAL LAP TIME : 1:43.088 BEST LAP TIME : 1:43.088 DIFFERENCE : 0.000

LAP	SECTOR 1	SECTOR 2	LAP TIME	MPH	DIFF	TIME OF DAY
1 -		45.904	1:55.691	67.83	12.603	16:42:42.303
2 -	1:00.796	44.184	1:44.980	74.75	1.892	16:44:27.283
3 -	59.473	44.589	1:44.062 (3)	75.41	0.974	16:46:11.345
4 -	***59.241***	***43.847***	***1:43.088 (1)***	***76.12***		***16:47:54.433***
5 -	59.663	44.150	1:43.813 (2)	75.59	0.725	16:49:38.246

P8 78 U Jamie THOMAS — Suzuki GSXR 1000 - Team RubyRacing

IDEAL LAP TIME : 1:45.664 BEST LAP TIME : 1:46.121 DIFFERENCE : 0.457

LAP	SECTOR 1	SECTOR 2	LAP TIME	MPH	DIFF	TIME OF DAY
1 -		***44.013***	1:52.590	69.70	6.469	16:42:39.202
2 -	1:01.893	44.729	1:46.622	73.60	0.501	16:44:25.824
3 -	1:01.864	44.472	1:46.336 (3)	73.80	0.215	16:46:12.160
4 -	1:02.116	44.070	1:46.186 (2)	73.90	0.065	16:47:58.346
5 -	***1:01.651***	44.470	***1:46.121 (1)***	***73.95***		***16:49:44.467***

P9 152 E Sean GOLDSMITH — Kawasaki ZX7R - Vanguard Motorsport

IDEAL LAP TIME : 1:44.581 BEST LAP TIME : 1:44.646 DIFFERENCE : 0.065

LAP	SECTOR 1	SECTOR 2	LAP TIME	MPH	DIFF	TIME OF DAY
1 -		45.943	1:55.340	68.04	10.694	16:42:41.952
2 -	1:02.362	45.145	1:47.507	73.00	2.861	16:44:29.459
3 -	1:01.622	44.385	1:46.007 (3)	74.03	1.361	16:46:15.466
4 -	***1:00.578***	44.263	1:44.841 (2)	74.85	0.195	16:48:00.307
5 -	1:00.643	***44.003***	***1:44.646 (1)***	***74.99***		***16:49:44.953***

P10 17 U Jordan KILLWORTH — Yamaha R1 4C8 - Greenplant/BK/Rabbit

IDEAL LAP TIME : 1:43.606 BEST LAP TIME : 1:43.606 DIFFERENCE : 0.000

LAP	SECTOR 1	SECTOR 2	LAP TIME	MPH	DIFF	TIME OF DAY
1 -		45.479	1:53.989	68.84	10.383	16:42:40.601
2 -	1:03.147	45.488	1:48.635	72.24	5.029	16:44:29.236
3 -	1:02.022	45.319	1:47.341 (3)	73.11	3.735	16:46:16.577
4 -	1:00.506	44.517	1:45.023 (2)	74.72	1.417	16:48:01.600
5 -	***59.928***	***43.678***	***1:43.606 (1)***	***75.74***		***16:49:45.206***

P11 48 E Shaun WALLIS — Yamaha R6 - MBC Despatch Racing

IDEAL LAP TIME : 1:43.901 BEST LAP TIME : 1:43.901 DIFFERENCE : 0.000

LAP	SECTOR 1	SECTOR 2	LAP TIME	MPH	DIFF	TIME OF DAY
1 -		46.081	1:57.669	66.69	13.768	16:42:44.281
2 -	1:02.214	44.266	1:46.480 (3)	73.70	2.579	16:44:30.761
3 -	1:01.448	45.217	1:46.665	73.57	2.764	16:46:17.426
4 -	1:00.302	44.219	1:44.521 (2)	75.08	0.620	16:48:01.947
5 -	***59.901***	***44.000***	***1:43.901 (1)***	***75.53***		***16:49:45.848***

P12 4 U Hayden KILLWORTH — Suzuki GSXR 1000 - GreenPlantUK - H11xy - Helmet City

IDEAL LAP TIME : 1:45.019 BEST LAP TIME : 1:45.019 DIFFERENCE : 0.000

LAP	SECTOR 1	SECTOR 2	LAP TIME	MPH	DIFF	TIME OF DAY
1 -		45.877	1:57.278	66.91	12.259	16:42:43.890
2 -	1:02.400	46.004	1:48.404	72.39	3.385	16:44:32.294
3 -	1:01.540	44.715	1:46.255 (3)	73.86	1.236	16:46:18.549
4 -	***1:00.454***	***44.565***	***1:45.019 (1)***	***74.72***		***16:48:03.568***
5 -	1:00.739	44.566	1:45.305 (2)	74.52	0.286	16:49:48.873

Weather / Track : Cloudy / Dry

Cadwell Park: 2.1800 miles
Date: 07/07/2024 Start: 16:40 Finish: 16:49

BMCRC - MRO Championships 2024 - Rnd 5 @ Cadwell Park

BMCRC Thunderbike Ultra & Extreme

RACE 16 - SECTOR ANALYSIS

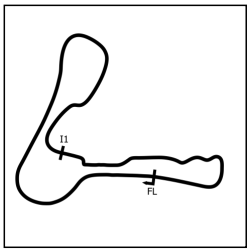

SECTOR 1 = FL to I1, SECTOR 2 = I1 to FL, DIFF = Difference To Personal Best Lap, P = Crossed Finish Line in Pit Lane, D = Time Disallowed

P13 20 U Connor SWYER — Suzuki GSXR 1000 K6 - WSC Performace & lleithyr farm & Dad

IDEAL LAP TIME : 1:45.773 BEST LAP TIME : 1:45.773 DIFFERENCE : 0.000

LAP	SECTOR 1	SECTOR 2	LAP TIME	MPH	DIFF	TIME OF DAY
1 -		45.944	1:55.161	68.14	9.388	16:42:41.773
2 -	1:02.326	46.146	1:48.472	72.35	2.699	16:44:30.245
3 -	1:01.724	45.146	1:46.870 **(2)**	73.43	1.097	16:46:17.115
4 -	***1:01.113***	***44.660***	***1:45.773 (1)***	***74.19***		***16:48:02.888***
5 -	1:01.857	45.395	1:47.252 **(3)**	73.17	1.479	16:49:50.140

P14 96 U Pete SCOTT — Suzuki GSXR1000K5 - South Hill MOT Centre

IDEAL LAP TIME : 1:47.715 BEST LAP TIME : 1:47.715 DIFFERENCE : 0.000

LAP	SECTOR 1	SECTOR 2	LAP TIME	MPH	DIFF	TIME OF DAY
1 -		46.133	1:58.184	66.40	10.469	16:42:44.796
2 -	1:02.926	45.634	1:48.560	72.29	0.845	16:44:33.356
3 -	1:02.786	45.274	1:48.060 **(2)**	72.62	0.345	16:46:21.416
4 -	1:02.901	45.644	1:48.545 **(3)**	72.30	0.830	16:48:09.961
5 -	***1:02.585***	***45.130***	***1:47.715 (1)***	***72.85***		***16:49:57.676***

P15 51 E Paul BEESLEY — Aprilia MILLIE RSV -

IDEAL LAP TIME : 1:49.417 BEST LAP TIME : 1:49.787 DIFFERENCE : 0.370

LAP	SECTOR 1	SECTOR 2	LAP TIME	MPH	DIFF	TIME OF DAY
1 -		47.407	1:59.956	65.42	10.169	16:42:46.568
2 -	1:03.742	***46.404***	1:50.146 **(3)**	71.25	0.359	16:44:36.714
3 -	***1:03.013***	46.895	1:49.908 **(2)**	71.40	0.121	16:46:26.622
4 -	1:03.228	46.559	***1:49.787 (1)***	***71.48***		***16:48:16.409***
5 -	1:03.223	47.216	1:50.439	71.06	0.652	16:50:06.848

P16 89 E Daryl SKINNS — Suzuki GSXR 750 - Indoor Climate Systems UK Ltd

IDEAL LAP TIME : 1:58.310 BEST LAP TIME : 1:58.310 DIFFERENCE : 0.000

LAP	SECTOR 1	SECTOR 2	LAP TIME	MPH	DIFF	TIME OF DAY
1 -		50.964	2:06.990	61.80	8.680	16:42:53.602
2 -	1:09.468	50.837	2:00.305	65.23	1.995	16:44:53.907
3 -	1:08.960	50.303	1:59.263 **(3)**	65.80	0.953	16:46:53.170
4 -	1:08.765	49.948	1:58.713 **(2)**	66.10	0.403	16:48:51.883
5 -	***1:08.510***	***49.800***	***1:58.310 (1)***	***66.33***		***16:50:50.193***

Weather / Track : Cloudy / Dry

Cadwell Park: 2.1800 miles
Date: 07/07/2024 Start: 16:40 Finish: 16:49

BMCRC - MRO Championships 2024 - Rnd 5 @ Cadwell Park

BMCRC Thunderbike Ultra & Extreme

RACE 16 - BEST SECTORS

SECTOR 1				SECTOR 2			IDEAL / BEST COMPARISON					
POS	NO	NAME	TIME	NO	NAME	TIME	POS	NO	NAME	IDEAL	BEST	DIFF
									PERFECT LAP	1:38.455		
1	800	CREASEY	57.186	168	ASHBY	41.269	1	168	ASHBY	1:38.638	1:38.638	0.000
2	168	ASHBY	57.369	800	CREASEY	42.109	2	800	CREASEY	1:39.295	1:39.295	0.000
3	19	DONOVAN	58.061	59	DENYER	42.321	3	59	DENYER	1:40.856	1:40.856	0.000
4	59	DENYER	58.535	169	SMITH	42.670	4	169	SMITH	1:41.356	1:41.494	0.138
5	169	SMITH	58.686	85	WOOD	42.745	5	19	DONOVAN	1:41.423	1:41.773	0.350
6	85	WOOD	58.707	19	DONOVAN	43.362	6	85	WOOD	1:41.452	1:41.744	0.292
7	77	MAY	59.241	17	KILLWORTH	43.678	7	77	MAY	1:43.088	1:43.088	0.000
8	48	WALLIS	59.901	77	MAY	43.847	8	17	KILLWORTH	1:43.606	1:43.606	0.000
9	17	KILLWORTH	59.928	48	WALLIS	44.000	9	48	WALLIS	1:43.901	1:43.901	0.000
10	4	KILLWORTH	1:00.454	152	GOLDSMITH	44.003	10	152	GOLDSMITH	1:44.581	1:44.646	0.065
11	152	GOLDSMITH	1:00.578	78	THOMAS	44.013	11	4	KILLWORTH	1:45.019	1:45.019	0.000
12	20	SWYER	1:01.113	4	KILLWORTH	44.565	12	78	THOMAS	1:45.664	1:46.121	0.457
13	78	THOMAS	1:01.651	20	SWYER	44.660	13	20	SWYER	1:45.773	1:45.773	0.000
14	96	SCOTT	1:02.585	96	SCOTT	45.130	14	96	SCOTT	1:47.715	1:47.715	0.000
15	51	BEESLEY	1:03.013	51	BEESLEY	46.404	15	51	BEESLEY	1:49.417	1:49.787	0.370
16	89	SKINNS	1:08.510	89	SKINNS	49.800	16	89	SKINNS	1:58.310	1:58.310	0.000

Weather / Track : Cloudy / Dry

Cadwell Park: 2.1800 miles
Date: 07/07/2024 Start: 16:40 Finish: 16:49

Results can be found at www.tsl-timing.com

Printed - 16:51 Sunday, 07 July 2024

BMCRC - MRO Championships 2024 - Rnd 5 @ Cadwell Park

BMCRC Thunderbike Ultra & Extreme

RACE 16 - STATISTICS

Competitors Started	16
Planned Start	2024-07-07 @ 16:15:00.000
Actual Start	2024-07-07 @ 16:40:46.611
Finish Time	2024-07-07 @ 16:49:11.977
Track Length	2.1800mi.
Total Laps	80
Total Distance Covered	174.4014mi.

Session Fastest Lap History

NO	CL	NAME	LAP TIME	TIME OF DAY	LAP	VEHICLE
168	E	**Ian ASHBY**	**1:40.684**	16:44:15.327	2	Triumph 955I
168	E	**Ian ASHBY**	**1:39.144**	16:45:54.471	3	Triumph 955I
168	E	**Ian ASHBY**	**1:38.879**	16:47:33.350	4	Triumph 955I
168	E	**Ian ASHBY**	**1:38.638**	16:49:11.987	5	Triumph 955I

Session Leader History

NO	CL	NAME	FROM LAP	LAPS LED	DISTANCE	VEHICLE
168	E	**Ian ASHBY**	1	5	10.90 miles	Triumph 955I

Flag History

TYPE	TIME OF DAY
GREEN	16:40:46.611
FINISH	16:49:11.977

Flag Statistics

TYPE	COUNT	TOTAL LAPS	TOTAL TIME
Green	1	5	10:08.313
Red	0	0	0.000
Safety Car	0	0	0.000
FCY	0	0	0.000

Weather / Track : Cloudy / Dry

Cadwell Park: 2.1800 miles
Date: 07/07/2024 Start: 16:40 Finish: 16:49

BMCRC - MRO Championships 2024 - Rnd 5 @ Cadwell Park

BMCRC Thunderbike Ultra & Extreme

RACE 16 - STATISTICS

CLASS : E

6 Starters

Fastest Lap History

NO	NAME	LAP TIME	TIME OF DAY	LAP	VEHICLE
168	**Ian ASHBY**	**1:40.684**	16:44:15.327	2	Triumph 955I
168	**Ian ASHBY**	**1:39.144**	16:45:54.471	3	Triumph 955I
168	**Ian ASHBY**	**1:38.879**	16:47:33.350	4	Triumph 955I
168	**Ian ASHBY**	**1:38.638**	16:49:11.987	5	Triumph 955I

Leader History

NO	NAME	FROM LAP	LAPS LED	DISTANCE	VEHICLE
168	**Ian ASHBY**	1	5	10.90 miles	Triumph 955I

Weather / Track : Cloudy / Dry

Cadwell Park: 2.1800 miles
Date: 07/07/2024 Start: 16:40 Finish: 16:49

BMCRC - MRO Championships 2024 - Rnd 5 @ Cadwell Park

BMCRC Thunderbike Ultra & Extreme

RACE 16 - STATISTICS

CLASS : U

10 Starters

Fastest Lap History

NO	NAME	LAP TIME	TIME OF DAY	LAP	VEHICLE
800	**Morgan CREASEY**	**1:41.921**	16:44:16.788	2	Suzuki GSXR 1000 K7
800	**Morgan CREASEY**	**1:39.686**	16:45:56.474	3	Suzuki GSXR 1000 K7
800	**Morgan CREASEY**	**1:39.295**	16:47:35.768	4	Suzuki GSXR 1000 K7

Leader History

NO	NAME	FROM LAP	LAPS LED	DISTANCE	VEHICLE
800	**Morgan CREASEY**	1	5	10.90 miles	Suzuki GSXR 1000 K7

Weather / Track : Cloudy / Dry

Cadwell Park: 2.1800 miles
Date: 07/07/2024 Start: 16:40 Finish: 16:49

THE CLOTHING KINGS BMCRC THUNDERBIKE SPORT / TW SUSPENSION BMCRC SUPERTWINS

BMCRC-MRO Championships - Round 5

Cadwell Park

6th / 7th July 2024

Timing & Results Provided by Timing Solutions Ltd

www.tsl-timing.com

Cadwell Park Circuit

Louth, Lincolnshire, UK

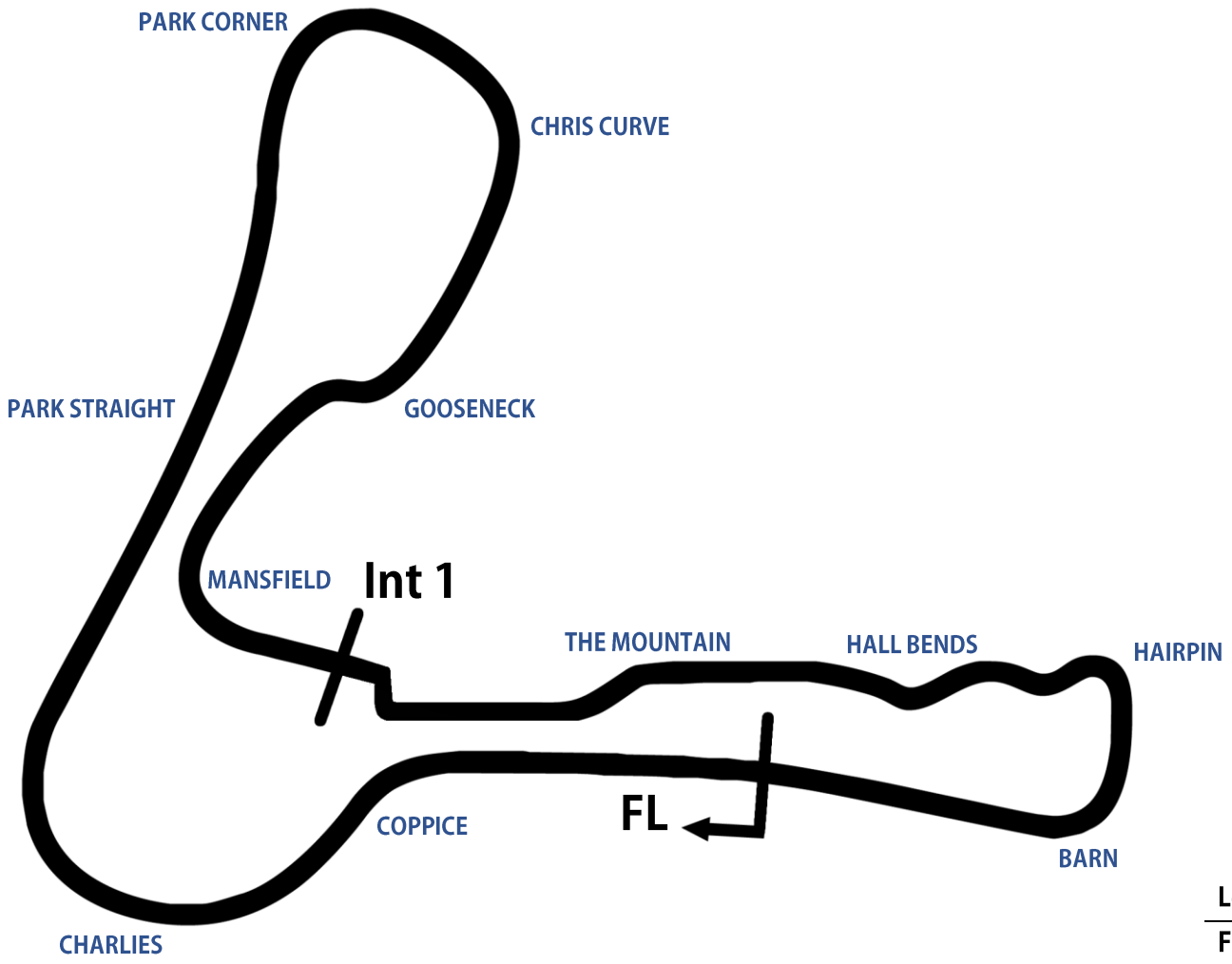

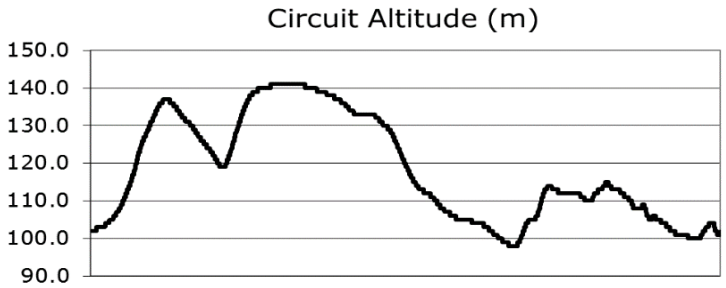

Length	2.1800 miles | 3.508 km | 3508.4m		
FL		53.31024 N	0.05940 W
Int 1	2330m	53.30708 N	0.06270 W
Pit Entry	3427m	53.31103 N	0.05889 W
Pit Exit	0m after FL	53.31030 N	0.05940 w
Pit Entry - Pit Exit	92m, 6.6s @ 50kph, 5.5s @ 60kph		

Results & Live Timing available at – www.tsl-timing.com

Updated - 24/01/2024 10:35

BMCRC - MRO Championships 2024 - Rnd 5 @ Cadwell Park

BMCRC Thunderbike Sport & BMCRC Supertwins

QUALIFYING - CLASSIFICATION

POS	NO	CL	PIC	NAME	ENTRY	TIME	ON	LAPS	GAP	DIFF	MPH
1	**17**	SUP	1	**Tommy DOWNES**	Yamaha R7 - Moto 46	**1:52.694**	3	4			69.64
2	**9**		1	**Matt WETHERELL**	Suzuki GSXR 600 - Lamonde Racing	**1:54.112**	5	5	**1.418**	1.418	68.77
3	**69**		2	**Tony RUSSO**	Yamaha R6 - Wymark Lubricants	**1:58.218**	5	5	**5.524**	4.106	66.38
4	**100**	SUP	2	**Craig HOWTON**	Kawasaki ER6N - ME	**1:59.035**	5	5	**6.341**	0.817	65.93
5	**81**	SUP	3	**Malvern MAY**	Aprilia RS660 - IMP racing	**2:00.540**	5	5	**7.846**	1.505	65.10
6	**7**	R	1	**Darren TAYLOR**	Kawasaki ZX6R - Watton Auto Centre	**2:00.958**	4	5	**8.264**	0.418	64.88
7	**77**		3	**Joe WHITE**	Suzuki GSXR 600 - The Race Shack /Just In Graphics	**2:01.419**	4	5	**8.725**	0.461	64.63
8	**33**		4	**Mark BISWELL**	Yamaha FZR600R - Bizzle Bikesport	**2:01.491**	1	1	**8.797**	0.072	64.59
9	**189**	SUP	4	**Sebastian BARAN**	Suzuki SV650 -	**2:02.039**	3	3	**9.345**	0.548	64.30
10	**74**	SUP	5	**Daniel BLACK**	Suzukis SV650 - DAD	**2:02.305**	5	5	**9.611**	0.266	64.16
11	**37**	SUP	6	**Ilias IATRAKIS**	Aprilia RS660 -	**2:02.839**	4	5	**10.145**	0.534	63.88
12	**3**	SUP	7	**Oliver ARBON**	Suzuki SV650 - TT Plumbing & Heating	**2:03.452**	4	4	**10.758**	0.613	63.57
13	**15**		5	**Daniel MERCER**	Yamaha R6 - Merc&Co Racing, Apex2Apex promotions	**2:05.594**	3	3	**12.900**	2.142	62.48
14	**55**	R	2	**Magnus MANSON-CHUBB**	Kawasaki ZXR400L -	**2:06.336**	5	5	**13.642**	0.742	62.12
15	**5**	R	3	**Logan STONE**	Yamaha R6 -	**2:06.446**	4	4	**13.752**	0.110	62.06
16	**90**		6	**Jack WOLFF**	Yamaha R6 -	**2:09.244**	3	3	**16.550**	2.798	60.72
17	**40**	SUP	8	**Simon WILKINSON**	Suzuki SV650 -	**2:10.184**	5	5	**17.490**	0.940	60.28
18	**48**		7	**Shaun WALLIS**	Yamaha R6 - MBC Despatch Racing	**2:10.386**	5	5	**17.692**	0.202	60.19
19	**115**	SUP	9	**James SVENSEN**	Suzuki SV650S - HCLCARSALES - Team TSR	**2:10.396**	3	3	**17.702**	0.010	60.18
20	**89**	R	4	**Daryl SKINNS**	Suzuki GSXR 750 - Indoor Climate Systems UK LTD	**2:11.432**	4	4	**18.738**	1.036	59.71
21	**14**	R	5	**George DAVIES**	Suzuki SV650 - Little T's Childcare , JClay Fitness	**2:13.273**	3	4	**20.579**	1.841	58.88
22	**51**		8	**Paul BEESLEY**	Yamaha R6 -	**2:14.642**	4	4	**21.948**	1.369	58.28
23	**138**	SUP	10	**Craig JARMIN**	Suzuki SV 650 - SK PreP	**2:14.682**	3	3	**21.988**	0.040	58.27
24	**75**	R	6	**Tom SVENSEN**	Suzuki SV650 - Team TSR - HCL Car sales	**2:15.191**	4	4	**22.497**	0.509	58.05
25	**402**	R	7	**Kaine FARR**	Suzuki GSXR - The Elms B&B Snetterton	**2:18.152**	4	4	**25.458**	2.961	56.80

Weather / Track : Rain / Wet

These results are provisional until the conclusion of any judicial and technical matters.

Date: 06/07/2024 Start: 09:00 Finish: 09:10
Cadwell Park: 2.1800 miles

Clerk Of Course:	Stewards:	Timekeeper: Craig Smith	

Results can be found at www.tsl-timing.com

Printed - 09:13 Saturday, 06 July 2024

BMCRC - MRO Championships 2024 - Rnd 5 @ Cadwell Park

BMCRC Thunderbike Sport & BMCRC Supertwins

QUALIFYING - SECTOR ANALYSIS

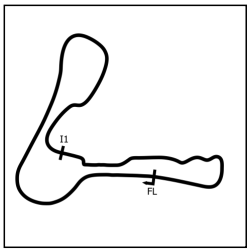

SECTOR 1 = FL to I1, SECTOR 2 = I1 to FL, DIFF = Difference To Personal Best Lap, P = Crossed Finish Line in Pit Lane, D = Time Disallowed

P1 17 SUP Tommy DOWNES Yamaha R7 - Moto 46

IDEAL LAP TIME : 1:52.694 BEST LAP TIME : 1:52.694 DIFFERENCE : 0.000

LAP	SECTOR 1	SECTOR 2	LAP TIME	MPH	DIFF	TIME OF DAY
1 -	1:10.302	50.328	2:00.630	65.05	7.936	09:02:53.203
2 -	1:08.028	48.293	1:56.321 (3)	67.46	3.627	09:04:49.524
3 -	***1:05.429***	***47.265***	***1:52.694 (1)***	***69.64***		***09:06:42.218***
4 -	1:05.665	50.181	1:55.846 (2)	67.74	3.152	09:08:38.064

P2 9 Matt WETHERELL Suzuki GSXR 600 - Lamonde Racing

IDEAL LAP TIME : 1:53.539 BEST LAP TIME : 1:54.112 DIFFERENCE : 0.573

LAP	SECTOR 1	SECTOR 2	LAP TIME	MPH	DIFF	TIME OF DAY
1 -	1:13.234	51.149	2:04.383	63.09	10.271	09:02:56.759
2 -	1:08.797	50.460	1:59.257	65.80	5.145	09:04:56.016
3 -	1:08.312	48.039	1:56.351 (3)	67.45	2.239	09:06:52.367
4 -	***1:06.518***	49.445	1:55.963 (2)	67.67	1.851	09:08:48.330
5 -	1:07.091	***47.021***	***1:54.112 (1)***	***68.77***		***09:10:42.442***

P3 69 Tony RUSSO Yamaha R6 - Wymark Lubricants

IDEAL LAP TIME : 1:58.218 BEST LAP TIME : 1:58.218 DIFFERENCE : 0.000

LAP	SECTOR 1	SECTOR 2	LAP TIME	MPH	DIFF	TIME OF DAY
1 -	1:17.353	53.675	2:11.028	59.89	12.810	09:03:06.825
2 -	1:11.987	52.161	2:04.148	63.21	5.930	09:05:10.973
3 -	1:09.797	51.027	2:00.824 (3)	64.95	2.606	09:07:11.797
4 -	1:09.758	49.534	1:59.292 (2)	65.78	1.074	09:09:11.089
5 -	***1:08.951***	***49.267***	***1:58.218 (1)***	***66.38***		***09:11:09.307***

P4 100 SUP Craig HOWTON Kawasaki ER6N - ME

IDEAL LAP TIME : 1:59.035 BEST LAP TIME : 1:59.035 DIFFERENCE : 0.000

LAP	SECTOR 1	SECTOR 2	LAP TIME	MPH	DIFF	TIME OF DAY
1 -	1:17.323	56.230	2:13.553	58.76	14.518	09:03:18.089
2 -	1:13.465	52.898	2:06.363	62.10	7.328	09:05:24.452
3 -	1:09.366	51.649	2:01.015 (2)	64.85	1.980	09:07:25.467
4 -	1:09.864	51.209	2:01.073 (3)	64.82	2.038	09:09:26.540
5 -	***1:08.198***	***50.837***	***1:59.035 (1)***	***65.93***		***09:11:25.575***

P5 81 SUP Malvern MAY Aprilia RS660 - IMP racing

IDEAL LAP TIME : 1:59.904 BEST LAP TIME : 2:00.540 DIFFERENCE : 0.636

LAP	SECTOR 1	SECTOR 2	LAP TIME	MPH	DIFF	TIME OF DAY
1 -	1:19.503	56.260	2:15.763	57.80	15.223	09:03:18.957
2 -	1:12.971	53.099	2:06.070	62.25	5.530	09:05:25.027
3 -	1:10.551	***50.198***	2:00.749 (2)	64.99	0.209	09:07:25.776
4 -	1:09.986	51.254	2:01.240 (3)	64.73	0.700	09:09:27.016
5 -	***1:09.706***	50.834	***2:00.540 (1)***	***65.10***		***09:11:27.556***

P6 7 R Darren TAYLOR Kawasaki ZX6R - Watton Auto Centre

IDEAL LAP TIME : 2:00.958 BEST LAP TIME : 2:00.958 DIFFERENCE : 0.000

LAP	SECTOR 1	SECTOR 2	LAP TIME	MPH	DIFF	TIME OF DAY
1 -	1:20.595	54.837	2:15.432	57.94	14.474	09:03:10.128
2 -	1:15.062	53.096	2:08.158	61.23	7.200	09:05:18.286
3 -	1:14.019	50.857	2:04.876 (3)	62.84	3.918	09:07:23.162
4 -	***1:11.343***	***49.615***	***2:00.958 (1)***	***64.88***		***09:09:24.120***
5 -	1:12.308	49.759	2:02.067 (2)	64.29	1.109	09:11:26.187

Weather / Track : Rain / Wet

Cadwell Park: 2.1800 miles
Date: 06/07/2024 Start: 09:00 Finish: 09:10

BMCRC - MRO Championships 2024 - Rnd 5 @ Cadwell Park

BMCRC Thunderbike Sport & BMCRC Supertwins

QUALIFYING - SECTOR ANALYSIS

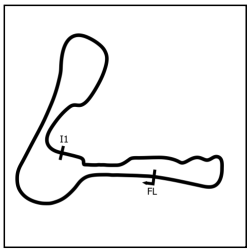

SECTOR 1 = FL to I1, SECTOR 2 = I1 to FL, DIFF = Difference To Personal Best Lap, P = Crossed Finish Line in Pit Lane, D = Time Disallowed

P7 77 Joe WHITE — Suzuki GSXR 600 - The Race Shack /Just In Graphics

IDEAL LAP TIME : 2:01.307 BEST LAP TIME : 2:01.419 DIFFERENCE : 0.112

LAP	SECTOR 1	SECTOR 2	LAP TIME	MPH	DIFF	TIME OF DAY
1 -	1:18.158	54.579	2:12.737	59.12	11.318	09:03:10.560
2 -	1:13.177	52.476	2:05.653	62.45	4.234	09:05:16.213
3 -	1:11.191	51.680	2:02.871 (3)	63.87	1.452	09:07:19.084
4 -	1:10.423	***50.996***	***2:01.419 (1)***	***64.63***		***09:09:20.503***
5 -	***1:10.311***	52.411	2:02.722 (2)	63.94	1.303	09:11:23.225

P8 33 Mark BISWELL — Yamaha FZR600R - Bizzle Bikesport

IDEAL LAP TIME : 1:58.214 BEST LAP TIME : 2:01.491 DIFFERENCE : 3.277

LAP	SECTOR 1	SECTOR 2	LAP TIME	MPH	DIFF	TIME OF DAY
1 -	1:11.106	***50.385***	***2:01.491 (1)***	***64.59***		***09:07:00.112***

P9 189 SUP Sebastian BARAN — Suzuki SV650 -

IDEAL LAP TIME : 2:02.039 BEST LAP TIME : 2:02.039 DIFFERENCE : 0.000

LAP	SECTOR 1	SECTOR 2	LAP TIME	MPH	DIFF	TIME OF DAY
1 -	1:15.998	54.601	2:10.599 (3)	60.09	8.560	09:05:50.755
2 -	1:13.125	51.898	2:05.023 (2)	62.77	2.984	09:07:55.778
3 -	***1:11.171***	***50.868***	***2:02.039 (1)***	***64.30***		***09:09:57.817***

P10 74 SUP Daniel BLACK — Suzukis SV650 - DAD

IDEAL LAP TIME : 2:02.305 BEST LAP TIME : 2:02.305 DIFFERENCE : 0.000

LAP	SECTOR 1	SECTOR 2	LAP TIME	MPH	DIFF	TIME OF DAY
1 -	1:23.705	56.962	2:20.667	55.79	18.362	09:03:43.839
2 -	1:16.462	53.469	2:09.931 (3)	60.40	7.626	09:05:53.770
3 -	1:17.454	57.283	2:14.737	58.24	12.432	09:08:08.507
4 -	1:16.119	51.088	2:07.207 (2)	61.69	4.902	09:10:15.714
5 -	***1:11.645***	***50.660***	***2:02.305 (1)***	***64.16***		***09:12:18.019***

P11 37 SUP Ilias IATRAKIS — Aprilia RS660 -

IDEAL LAP TIME : 2:02.396 BEST LAP TIME : 2:02.839 DIFFERENCE : 0.443

LAP	SECTOR 1	SECTOR 2	LAP TIME	MPH	DIFF	TIME OF DAY
1 -	1:27.721	56.624	2:24.345	54.37	21.506	09:03:29.726
2 -	1:18.210	52.808	2:11.018	59.90	8.179	09:05:40.744
3 -	1:13.106	50.827	2:03.933 (3)	63.32	1.094	09:07:44.677
4 -	***1:11.967***	50.872	***2:02.839 (1)***	***63.88***		***09:09:47.516***
5 -	1:12.848	***50.429***	2:03.277 (2)	63.66	0.438	09:11:50.793

P12 3 SUP Oliver ARBON — Suzuki SV650 - TT Plumbing & Heating

IDEAL LAP TIME : 2:03.452 BEST LAP TIME : 2:03.452 DIFFERENCE : 0.000

LAP	SECTOR 1	SECTOR 2	LAP TIME	MPH	DIFF	TIME OF DAY
1 -	1:19.064	55.327	2:14.391	58.39	10.939	09:05:00.993
2 -	1:14.484	53.657	2:08.141 (3)	61.24	4.689	09:07:09.134
3 -	1:14.897	53.200	2:08.097 (2)	61.26	4.645	09:09:17.231
4 -	***1:12.269***	***51.183***	***2:03.452 (1)***	***63.57***		***09:11:20.683***

P13 15 Daniel MERCER — Yamaha R6 - Merc&Co Racing, Apex2Apex promotions, Electric

IDEAL LAP TIME : 2:05.594 BEST LAP TIME : 2:05.594 DIFFERENCE : 0.000

LAP	SECTOR 1	SECTOR 2	LAP TIME	MPH	DIFF	TIME OF DAY
1 -	1:20.413	56.638	2:17.051 (3)	57.26	11.457	09:06:37.581
2 -	1:18.672	55.917	2:14.589 (2)	58.31	8.995	09:08:52.170
3 -	***1:13.407***	***52.187***	***2:05.594 (1)***	***62.48***		***09:10:57.764***

Weather / Track : Rain / Wet

Cadwell Park: 2.1800 miles
Date: 06/07/2024 Start: 09:00 Finish: 09:10

BMCRC - MRO Championships 2024 - Rnd 5 @ Cadwell Park

BMCRC Thunderbike Sport & BMCRC Supertwins

QUALIFYING - SECTOR ANALYSIS

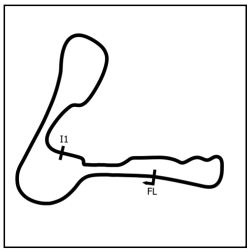

SECTOR 1 = FL to I1, SECTOR 2 = I1 to FL, DIFF = Difference To Personal Best Lap, P = Crossed Finish Line in Pit Lane, D = Time Disallowed

P14 55 R Magnus MANSON-CHUBB Kawasaki ZXR400L -

IDEAL LAP TIME : 2:06.158 BEST LAP TIME : 2:06.336 DIFFERENCE : 0.178

LAP	SECTOR 1	SECTOR 2	LAP TIME	MPH	DIFF	TIME OF DAY
1 -	1:19.360	52.620	2:11.980	59.46	5.644	09:03:56.515
2 -	***1:13.793***	53.011	2:06.804 **(2)**	61.89	0.468	09:06:03.319
3 -	1:13.814	53.066	2:06.880 **(3)**	61.85	0.544	09:08:10.199
4 -	1:16.449	54.016	2:10.465	60.15	4.129	09:10:20.664
5 -	1:13.971	***52.365***	***2:06.336*** **(1)**	***62.12***		***09:12:27.000***

P15 5 R Logan STONE Yamaha R6 -

IDEAL LAP TIME : 2:06.446 BEST LAP TIME : 2:06.446 DIFFERENCE : 0.000

LAP	SECTOR 1	SECTOR 2	LAP TIME	MPH	DIFF	TIME OF DAY
1 -	1:27.113	57.633	2:24.746	54.21	18.300	09:04:52.380
2 -	1:19.098	55.365	2:14.463 **(3)**	58.36	8.017	09:07:06.843
3 -	1:16.742	53.183	2:09.925 **(2)**	60.40	3.479	09:09:16.768
4 -	***1:13.777***	***52.669***	***2:06.446*** **(1)**	***62.06***		***09:11:23.214***

P16 90 Jack WOLFF Yamaha R6 -

IDEAL LAP TIME : 2:09.244 BEST LAP TIME : 2:09.244 DIFFERENCE : 0.000

LAP	SECTOR 1	SECTOR 2	LAP TIME	MPH	DIFF	TIME OF DAY
1 -	1:21.697	55.826	2:17.523 **(3)**	57.06	8.279	09:06:34.712
2 -	1:17.156	55.195	2:12.351 **(2)**	59.29	3.107	09:08:47.063
3 -	***1:15.203***	***54.041***	***2:09.244*** **(1)**	***60.72***		***09:10:56.307***

P17 40 SUP Simon WILKINSON Suzuki SV650 -

IDEAL LAP TIME : 2:10.139 BEST LAP TIME : 2:10.184 DIFFERENCE : 0.045

LAP	SECTOR 1	SECTOR 2	LAP TIME	MPH	DIFF	TIME OF DAY
1 -	1:23.066	56.298	2:19.364	56.31	9.180	09:03:17.277
2 -	1:16.802	55.176	2:11.978	59.46	1.794	09:05:29.255
3 -	1:16.510	55.280	2:11.790 **(3)**	59.54	1.606	09:07:41.045
4 -	1:16.242	***54.469***	2:10.711 **(2)**	60.04	0.527	09:09:51.756
5 -	***1:15.670***	54.514	***2:10.184*** **(1)**	***60.28***		***09:12:01.940***

P18 48 Shaun WALLIS Yamaha R6 - MBC Despatch Racing

IDEAL LAP TIME : 2:10.386 BEST LAP TIME : 2:10.386 DIFFERENCE : 0.000

LAP	SECTOR 1	SECTOR 2	LAP TIME	MPH	DIFF	TIME OF DAY
1 -	1:30.473	1:01.117	2:31.590	51.77	21.204	09:03:36.402
2 -	1:19.517	56.416	2:15.933	57.73	5.547	09:05:52.335
3 -	1:18.203	57.593	2:15.796 **(3)**	57.79	5.410	09:08:08.131
4 -	1:18.156	54.047	2:12.203 **(2)**	59.36	1.817	09:10:20.334
5 -	***1:17.126***	***53.260***	***2:10.386*** **(1)**	***60.19***		***09:12:30.720***

P19 115 SUP James SVENSEN Suzuki SV650S - HCLCARSALES - Team TSR

IDEAL LAP TIME : 2:10.396 BEST LAP TIME : 2:10.396 DIFFERENCE : 0.000

LAP	SECTOR 1	SECTOR 2	LAP TIME	MPH	DIFF	TIME OF DAY
1 -	1:21.461	55.780	2:17.241 **(3)**	57.18	6.845	09:06:08.846
2 -	1:16.729	54.314	2:11.043 **(2)**	59.88	0.647	09:08:19.889
3 -	***1:16.668***	***53.728***	***2:10.396*** **(1)**	***60.18***		***09:10:30.285***

P20 89 R Daryl SKINNS Suzuki GSXR 750 - Indoor Climate Systems UK LTD

IDEAL LAP TIME : 2:11.432 BEST LAP TIME : 2:11.432 DIFFERENCE : 0.000

LAP	SECTOR 1	SECTOR 2	LAP TIME	MPH	DIFF	TIME OF DAY
1 -	1:30.897	1:01.684	2:32.581	51.43	21.149	09:03:36.415
2 -	1:25.365	59.061	2:24.426 **(3)**	54.33	12.994	09:06:00.841
3 -	1:20.262	56.276	2:16.538 **(2)**	57.47	5.106	09:08:17.379
4 -	***1:16.466***	***54.966***	***2:11.432*** **(1)**	***59.71***		***09:10:28.811***

Weather / Track : Rain / Wet

Cadwell Park: 2.1800 miles
Date: 06/07/2024 Start: 09:00 Finish: 09:10

BMCRC - MRO Championships 2024 - Rnd 5 @ Cadwell Park

BMCRC Thunderbike Sport & BMCRC Supertwins

QUALIFYING - SECTOR ANALYSIS

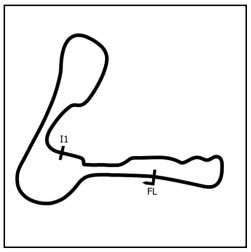

SECTOR 1 = FL to I1, SECTOR 2 = I1 to FL, DIFF = Difference To Personal Best Lap, P = Crossed Finish Line in Pit Lane, D = Time Disallowed

P21 14 R George DAVIES Suzuki SV650 - Little T's Childcare , JClay Fitness

IDEAL LAP TIME : 2:12.884 BEST LAP TIME : 2:13.273 DIFFERENCE : 0.389

LAP	SECTOR 1	SECTOR 2	LAP TIME	MPH	DIFF	TIME OF DAY
1 -	1:26.596	1:00.285	2:26.881	53.43	13.608	09:04:14.418
2 -	1:21.035	58.287	2:19.322 (3)	56.33	6.049	09:06:33.740
3 -	1:17.922	***55.351***	***2:13.273 (1)***	***58.88***		***09:08:47.013***
4 -	***1:17.533***	56.900	2:14.433 (2)	58.37	1.160	09:11:01.446

P22 51 Paul BEESLEY Yamaha R6 -

IDEAL LAP TIME : 2:14.642 BEST LAP TIME : 2:14.642 DIFFERENCE : 0.000

LAP	SECTOR 1	SECTOR 2	LAP TIME	MPH	DIFF	TIME OF DAY
1 -	1:27.315	1:02.162	2:29.477	52.50	14.835	09:03:34.102
2 -	1:20.026	58.269	2:18.295 (3)	56.74	3.653	09:05:52.397
3 -	1:19.410	58.272	2:17.682 (2)	57.00	3.040	09:08:10.079
4 -	***1:18.563***	***56.079***	***2:14.642 (1)***	***58.28***		***09:10:24.721***

P23 138 SUP Craig JARMIN Suzuki SV 650 - SK PreP

IDEAL LAP TIME : 2:14.682 BEST LAP TIME : 2:14.682 DIFFERENCE : 0.000

LAP	SECTOR 1	SECTOR 2	LAP TIME	MPH	DIFF	TIME OF DAY
1 -	1:26.817	59.583	2:26.400 (3)	53.60	11.718	09:06:32.951
2 -	1:21.019	58.108	2:19.127 (2)	56.40	4.445	09:08:52.078
3 -	***1:17.803***	***56.879***	***2:14.682 (1)***	***58.27***		***09:11:06.760***

P24 75 R Tom SVENSEN Suzuki SV650 - Team TSR - HCL Car sales

IDEAL LAP TIME : 2:14.366 BEST LAP TIME : 2:15.191 DIFFERENCE : 0.825

LAP	SECTOR 1	SECTOR 2	LAP TIME	MPH	DIFF	TIME OF DAY
1 -	1:24.594	59.413	2:24.007	54.49	8.816	09:04:17.850
2 -	1:22.333	56.438	2:18.771 (3)	56.55	3.580	09:06:36.621
3 -	***1:19.113***	56.619	2:15.732 (2)	57.82	0.541	09:08:52.353
4 -	1:19.938	***55.253***	***2:15.191 (1)***	***58.05***		***09:11:07.544***

P25 402 R Kaine FARR Suzuki GSXR - The Elms B&B Snetterton

IDEAL LAP TIME : 2:18.152 BEST LAP TIME : 2:18.152 DIFFERENCE : 0.000

LAP	SECTOR 1	SECTOR 2	LAP TIME	MPH	DIFF	TIME OF DAY
1 -	1:27.483	59.748	2:27.231	53.30	9.079	09:03:24.537
2 -	1:24.866	57.134	2:22.000 (3)	55.26	3.848	09:05:46.537
3 -	1:22.648	58.842	2:21.490 (2)	55.46	3.338	09:08:08.027
4 -	***1:22.051***	***56.101***	***2:18.152 (1)***	***56.80***		***09:10:26.179***

Weather / Track : Rain / Wet

Cadwell Park: 2.1800 miles
Date: 06/07/2024 Start: 09:00 Finish: 09:10

BMCRC - MRO Championships 2024 - Rnd 5 @ Cadwell Park

BMCRC Thunderbike Sport & BMCRC Supertwins

QUALIFYING - BEST SECTORS

SECTOR 1				SECTOR 2			IDEAL / BEST COMPARISON					
POS	NO	NAME	TIME	NO	NAME	TIME	POS	NO	NAME	IDEAL	BEST	DIFF
									PERFECT LAP	1:52.450		
1	17	DOWNES	1:05.429	9	WETHERELL	47.021	1	17	DOWNES	1:52.694	1:52.694	0.000
2	9	WETHERELL	1:06.518	17	DOWNES	47.265	2	9	WETHERELL	1:53.539	1:54.112	0.573
3	33	BISWELL	1:07.829	69	RUSSO	49.267	3	33	BISWELL	1:58.214	2:01.491	3.277
4	100	HOWTON	1:08.198	7	TAYLOR	49.615	4	69	RUSSO	1:58.218	1:58.218	0.000
5	69	RUSSO	1:08.951	81	MAY	50.198	5	100	HOWTON	1:59.035	1:59.035	0.000
6	81	MAY	1:09.706	33	BISWELL	50.385	6	81	MAY	1:59.904	2:00.540	0.636
7	77	WHITE	1:10.311	37	IATRAKIS	50.429	7	7	TAYLOR	2:00.958	2:00.958	0.000
8	189	BARAN	1:11.171	74	BLACK	50.660	8	77	WHITE	2:01.307	2:01.419	0.112
9	7	TAYLOR	1:11.343	100	HOWTON	50.837	9	189	BARAN	2:02.039	2:02.039	0.000
10	74	BLACK	1:11.645	189	BARAN	50.868	10	74	BLACK	2:02.305	2:02.305	0.000
11	37	IATRAKIS	1:11.967	77	WHITE	50.996	11	37	IATRAKIS	2:02.396	2:02.839	0.443
12	3	ARBON	1:12.269	3	ARBON	51.183	12	3	ARBON	2:03.452	2:03.452	0.000
13	15	MERCER	1:13.407	15	MERCER	52.187	13	15	MERCER	2:05.594	2:05.594	0.000
14	5	STONE	1:13.777	55	MANSON-CHUBB	52.365	14	55	MANSON-CHUBB	2:06.158	2:06.336	0.178
15	55	MANSON-CHUBB	1:13.793	5	STONE	52.669	15	5	STONE	2:06.446	2:06.446	0.000
16	90	WOLFF	1:15.203	48	WALLIS	53.260	16	90	WOLFF	2:09.244	2:09.244	0.000
17	40	WILKINSON	1:15.670	115	SVENSEN	53.728	17	40	WILKINSON	2:10.139	2:10.184	0.045
18	89	SKINNS	1:16.466	90	WOLFF	54.041	18	48	WALLIS	2:10.386	2:10.386	0.000
19	115	SVENSEN	1:16.668	40	WILKINSON	54.469	19	115	SVENSEN	2:10.396	2:10.396	0.000
20	48	WALLIS	1:17.126	89	SKINNS	54.966	20	89	SKINNS	2:11.432	2:11.432	0.000
21	14	DAVIES	1:17.533	75	SVENSEN	55.253	21	14	DAVIES	2:12.884	2:13.273	0.389
22	138	JARMIN	1:17.803	14	DAVIES	55.351	22	75	SVENSEN	2:14.366	2:15.191	0.825
23	51	BEESLEY	1:18.563	51	BEESLEY	56.079	23	51	BEESLEY	2:14.642	2:14.642	0.000
24	75	SVENSEN	1:19.113	402	FARR	56.101	24	138	JARMIN	2:14.682	2:14.682	0.000
25	402	FARR	1:22.051	138	JARMIN	56.879	25	402	FARR	2:18.152	2:18.152	0.000

Weather / Track : Rain / Wet

Cadwell Park: 2.1800 miles
Date: 06/07/2024 Start: 09:00 Finish: 09:10

Results can be found at www.tsl-timing.com

Printed - 09:13 Saturday, 06 July 2024

BMCRC - MRO Championships 2024 - Rnd 5 @ Cadwell Park

BMCRC Thunderbike Sport & BMCRC Supertwins

QUALIFYING - STATISTICS

Competitors Started	25
Planned Start	2024-07-06 @ 09:00:00.000
Actual Start	2024-07-06 @ 09:00:27.090
Finish Time	2024-07-06 @ 09:10:22.749
Track Length	2.1800mi.
Total Laps	103
Total Distance Covered	224.5419mi.

Session Fastest Lap History

NO	CL	NAME	LAP TIME	TIME OF DAY	LAP	VEHICLE
17	SUP	**Tommy DOWNES**	**2:00.630**	09:02:53.233	1	Yamaha R7
17	SUP	**Tommy DOWNES**	**1:56.321**	09:04:49.554	2	Yamaha R7
17	SUP	**Tommy DOWNES**	**1:52.694**	09:06:42.247	3	Yamaha R7

Flag History

TYPE	TIME OF DAY
GREEN	09:00:27.090
FINISH	09:10:22.749

Flag Statistics

TYPE	COUNT	TOTAL LAPS	TOTAL TIME
Green	1	5	12:16.972
Red	0	0	0.000
Safety Car	0	0	0.000
FCY	0	0	0.000

Weather / Track : Rain / Wet

Cadwell Park: 2.1800 miles
Date: 06/07/2024 Start: 09:00 Finish: 09:10

BMCRC - MRO Championships 2024 - Rnd 5 @ Cadwell Park

BMCRC Thunderbike Sport & BMCRC Supertwins

QUALIFYING - STATISTICS

CLASS : 8 Starters

Fastest Lap History

NO	NAME	LAP TIME	TIME OF DAY	LAP	VEHICLE
9	**Matt WETHERELL**	**2:04.383**	09:02:56.774	1	Suzuki GSXR 600
9	**Matt WETHERELL**	**1:59.257**	09:04:56.030	2	Suzuki GSXR 600
9	**Matt WETHERELL**	**1:56.351**	09:06:52.381	3	Suzuki GSXR 600
9	**Matt WETHERELL**	**1:55.963**	09:08:48.343	4	Suzuki GSXR 600
9	**Matt WETHERELL**	**1:54.112**	09:10:42.455	5	Suzuki GSXR 600

Weather / Track : Rain / Wet

Cadwell Park: 2.1800 miles
Date: 06/07/2024 Start: 09:00 Finish: 09:10

BMCRC - MRO Championships 2024 - Rnd 5 @ Cadwell Park

BMCRC Thunderbike Sport & BMCRC Supertwins

QUALIFYING - STATISTICS

CLASS : R

7 Starters

Fastest Lap History

NO	NAME	LAP TIME	TIME OF DAY	LAP	VEHICLE
7	**Darren TAYLOR**	**2:15.432**	09:03:10.158	1	Kawasaki ZX6R
55	**Magnus MANSON-CHUBB**	**2:11.980**	09:03:56.555	1	Kawasaki ZXR400L
7	**Darren TAYLOR**	**2:08.158**	09:05:18.315	2	Kawasaki ZX6R
55	**Magnus MANSON-CHUBB**	**2:06.804**	09:06:03.358	2	Kawasaki ZXR400L
7	**Darren TAYLOR**	**2:04.876**	09:07:23.192	3	Kawasaki ZX6R
7	**Darren TAYLOR**	**2:00.958**	09:09:24.150	4	Kawasaki ZX6R

Weather / Track : Rain / Wet

Cadwell Park: 2.1800 miles
Date: 06/07/2024 Start: 09:00 Finish: 09:10

BMCRC - MRO Championships 2024 - Rnd 5 @ Cadwell Park

BMCRC Thunderbike Sport & BMCRC Supertwins

QUALIFYING - STATISTICS

CLASS : SUP

10 Starters

Fastest Lap History

NO	NAME	LAP TIME	TIME OF DAY	LAP	VEHICLE
17	**Tommy DOWNES**	**2:00.630**	09:02:53.233	1	Yamaha R7
17	**Tommy DOWNES**	**1:56.321**	09:04:49.554	2	Yamaha R7
17	**Tommy DOWNES**	**1:52.694**	09:06:42.247	3	Yamaha R7

Weather / Track : Rain / Wet

Cadwell Park: 2.1800 miles
Date: 06/07/2024 Start: 09:00 Finish: 09:10

BMCRC - MRO Championships 2024 - Rnd 5 @ Cadwell Park

BMCRC Thunderbike Sport & BMCRC Supertwins

RACE 1 - GRID (12 Laps)

ROW 11	31	888	Brandon WRIGHT								
ROW 10				28	27	Ben BROWN	29	32	Martin MORRIS	30	293 Leigh SMITH
ROW 9			2:18.152								
	25	402	Kaine FARR	26	10	Robert BEAN	27	11	Josh HARVEY		
ROW 8					2:14.642			2:14.682			2:15.191
				22	51	Paul BEESLEY	23	138	Craig JARMIN	24	75 Tom SVENSEN
ROW 7			2:10.396		2:11.432			2:13.273			
	19	115	James SVENSEN	20	89	Daryl SKINNS	21	14	George DAVIES		
ROW 6					2:09.244			2:10.184			2:10.386
				16	90	Jack WOLFF	17	40	Simon WILKINSON	18	48 Shaun WALLIS
ROW 5			2:05.594		2:06.336			2:06.446			
	13	15	Daniel MERCER	14	55	Magnus MANSON-CHUBB	15	5	Logan STONE		
ROW 4					2:02.305			2:02.839			2:03.452
				10	74	Daniel BLACK	11	37	Ilias IATRAKIS	12	3 Oliver ARBON
ROW 3			2:01.419		2:01.491			2:02.039			
	7	77	Joe WHITE	8	33	Mark BISWELL	9	189	Sebastian BARAN		
ROW 2					1:59.035			2:00.540			2:00.958
				4	100	Craig HOWTON	5	81	Malvern MAY	6	7 Darren TAYLOR
ROW 1			1:52.694		1:54.112			1:58.218			
	1	17	Tommy DOWNES	2	9	Matt WETHERELL	3	69	Tony RUSSO		
			Pole								

These results are provisional until the conclusion of any judicial and technical matters.

Cadwell Park: 2.1800 miles

Clerk Of Course:	Stewards:	Timekeeper: Craig Smith	

Results can be found at www.tsl-timing.com

Printed - 09:15 Saturday, 06 July 2024

BMCRC - MRO Championships 2024 - Rnd 5 @ Cadwell Park

BMCRC Thunderbike Sport & BMCRC Supertwins

RACE 1 - CLASSIFICATION

Race Distance: 12 Laps / 26.16 miles

POS	NO	CL	PIC	NAME	ENTRY	LAPS	TIME	GAP	DIFF	MPH	BEST	ON	GRD	↑↓
1	17	SUP	1	Tommy DOWNES	Yamaha R7 - Moto 46	12	22:17.843			70.39	1:49.760	9	1	0
2	9		1	Matt WETHERELL	Suzuki GSXR 600 - Lamonde Racing	12	22:34.545	16.702	16.702	69.52	1:50.786	10	2	0
3	69*		2	Tony RUSSO	Yamaha R6 - Wymark Lubricants	12	22:58.902	41.059	24.357	68.29	1:52.473	12	3	0
4	37	SUP	2	Ilias IATRAKIS	Aprilia RS660 -	12	23:02.304	44.461	3.402	68.13	1:52.768	8	11	7
5	100	SUP	3	Craig HOWTON	Kawasaki ER6N - ME	12	23:11.889	54.046	9.585	67.66	1:53.403	12	4	-1
6	81	SUP	4	Malvern MAY	Aprilia RS660 - IMP racing	12	23:12.533	54.690	0.644	67.62	1:52.976	12	5	-1
7	74	SUP	5	Daniel BLACK	Suzukis SV650 - DAD	12	23:27.559	1:09.716	15.026	66.90	1:54.413	8	10	3
8	15		3	Daniel MERCER	Yamaha R6 - Merc&Co Racing, Apex2Apex promotions, Elec	12	23:31.166	1:13.323	3.607	66.73	1:52.519	12	13	5
9	77		4	Joe WHITE	Suzuki GSXR 600 - The Race Shack /Just In Graphics	12	23:32.486	1:14.643	1.320	66.67	1:53.958	12	7	-2
10	11		5	Josh HARVEY	Yamaha R6 - NR Racing	12	23:44.975	1:27.132	12.489	66.09	1:51.787	11	27	17
11	5	R	1	Logan STONE	Yamaha R6 -	12	23:53.628	1:35.785	8.653	65.69	1:55.047	10	15	4
12	55	R	2	Magnus MANSON-CHUBB	Kawasaki ZXR400L -	11	22:33.514	1 Lap	1 Lap	63.78	1:59.449	9	14	2
13	48		6	Shaun WALLIS	Yamaha R6 - MBC Despatch Racing	11	22:35.333	1 Lap	1.819	63.69	1:58.118	10	18	5
14	40	SUP	6	Simon WILKINSON	Suzuki SV650 -	11	22:35.504	1 Lap	0.171	63.68	2:00.258	8	17	3
15	75	R	3	Tom SVENSEN	Suzuki SV650 - Team TSR - HCL Car sales	11	22:49.343	1 Lap	13.839	63.04	1:59.928	8	24	9
16	51		7	Paul BEESLEY	Yamaha R6 -	11	23:07.296	1 Lap	17.953	62.22	1:59.737	11	22	6
17	90		8	Jack WOLFF	Yamaha R6 -	11	23:18.332	1 Lap	11.036	61.73	2:03.441	11	16	-1
18	14	R	4	George DAVIES	Suzuki SV650 - Little T's Childcare , JClay Fitness	11	23:27.296	1 Lap	8.964	61.34	2:04.104	5	21	3

NOT CLASSIFIED

DNF	89	R		Daryl SKINNS	Suzuki GSXR 750 - Indoor Climate Systems UK LTD	10	21:24.990	2 Laps	1 Lap	61.07	2:03.319	10	20	
DNF	138	SUP		Craig JARMIN	Suzuki SV 650 - SK PreP	10	21:28.575	2 Laps	3.585	60.90	2:04.115	10	23	
DNF	7	R		Darren TAYLOR	Kawasaki ZX6R - Watton Auto Centre	8	18:41.629	4 Laps	2 Laps	55.97	2:15.713	5	6	
DNF	402	R		Kaine FARR	Suzuki GSXR - The Elms B&B Snetterton	5	11:10.242	7 Laps	3 Laps	58.54	2:07.599	5	25	
DNF	3	SUP		Oliver ARBON	Suzuki SV650 - TT Plumbing & Heating	4	8:10.681	8 Laps	1 Lap	63.97	1:59.429	3	12	
DNF	115	SUP		James SVENSEN	Suzuki SV650S - HCLCARSALES - Team TSR	2	4:23.079	10 Laps	2 Laps	59.66	2:04.642	2	19	
DNF	10			Robert BEAN	Kawasaki ZXR 750 - Mean Green Bean Motorcycles	0							26	

FASTEST LAP

17	SUP	Tommy DOWNES	Yamaha R7 - Moto 46	9	1:49.760	71.50 mph	115.07 kph
9		Matt WETHERELL	Suzuki GSXR 600 - Lamonde Racing	10	1:50.786	70.83 mph	114.00 kph
5	R	Logan STONE	Yamaha R6 -	10	1:55.047	68.21 mph	109.78 kph

Comments:
*** Bike 69 - Please fit a working transponder**
Class SUP - 92.5% of Race Speed = 65.11 mph
Class - 92.5% of Race Speed = 64.30 mph
Class R - 92.5% of Race Speed = 60.76 mph

Weather / Track : Cloudy / Wet
These results are provisional until the conclusion of any judicial and technical matters.

Date: 06/07/2024 Start: 11:56 Finish: 12:18
Cadwell Park: 2.1800 miles

Clerk Of Course:	Stewards:	Timekeeper: Craig Smith	

Results can be found at www.tsl-timing.com

Printed - 12:22 Saturday, 06 July 2024

BMCRC - MRO Championships 2024 - Rnd 5 @ Cadwell Park

BMCRC Thunderbike Sport & BMCRC Supertwins

RACE 1 - LAP CHART

LAP 1 @ 11:58:18.122

NO	BEHIND	LAP TIME
17		1:56.341
9	1.029	1:57.370
100	5.496	2:01.837
69	7.498	2:03.839
37	8.293	2:04.634
74	10.118	2:06.459
77	10.840	2:07.181
3	11.334	2:07.675
5	11.377	2:07.718
81	12.450	2:08.791
40	17.826	2:14.167
55	18.214	2:14.555
48	19.912	2:16.253
11	20.966	2:17.307
75	21.909	2:18.250
115	22.096	2:18.437
15	24.794	2:21.135
14	24.947	2:21.288
138	27.148	2:23.489
51	28.857	2:25.198
90	29.342	2:25.683
89	30.580	2:26.921
402	31.064	2:27.405
7	34.684	2:31.025

LAP 2 @ 12:00:09.844

NO	BEHIND	LAP TIME
17		1:51.722
9	1.120	1:51.813
100	10.357	1:56.583
69	12.367	1:56.591
37	13.916	1:57.345
74	16.860	1:58.464
81	18.853	1:58.125
77	20.899	2:01.781
3	21.530	2:01.918
5	24.066	2:04.411
40	30.107	2:04.003
55	30.760	2:04.268
11	32.208	2:02.964
15	33.878	2:00.806
115	35.016	2:04.642
48	37.375	2:09.185
75	37.584	2:07.397
14	41.719	2:08.494
138	46.587	2:11.161
90	46.612	2:08.992
51	47.785	2:10.650
89	50.034	2:11.176
402	54.780	2:15.438
7	1:04.440	2:21.478

LAP 3 @ 12:02:00.493

NO	BEHIND	LAP TIME
17		1:50.649
9	1.978	1:51.507
100	16.857	1:57.149
69	17.330	1:55.612
37	19.900	1:56.633
74	22.243	1:56.032
81	24.833	1:56.629
77	29.032	1:58.782
3	30.310	1:59.429
5	31.460	1:58.043
15	43.833	2:00.604
40	43.862	2:04.404
55	43.934	2:03.823
11	44.782	2:03.223
48	52.752	2:06.026
75	53.320	2:06.385
14	56.749	2:05.679
90	1:01.677	2:05.714
138	1:06.925	2:10.987
51	1:07.319	2:10.183
89	1:08.944	2:09.559
402	1:13.677	2:09.546
7	1:33.450	2:19.659

LAP 4 @ 12:03:51.329

NO	BEHIND	LAP TIME
17		1:50.836
9	3.492	1:52.350
69	22.637	1:56.143
100	22.997	1:56.976
37	23.602	1:54.538
74	27.057	1:55.650
81	29.227	1:55.230
77	35.379	1:57.183
5	40.248	1:59.624
3	41.133	2:01.659
15	50.334	1:57.337
55	55.393	2:02.295
40	56.494	2:03.468
11	56.620	2:02.674
48	1:06.160	2:04.244
75	1:07.506	2:05.022
14	1:10.639	2:04.726
90	1:17.156	2:06.315
51	1:20.560	2:04.077
138	1:24.067	2:07.978
89	1:25.644	2:07.536
402	1:33.095	2:10.254

LAP 5 @ 12:05:41.515

NO	BEHIND	LAP TIME
17		1:50.186
9	5.795	1:52.489
7	1 Lap	2:17.012
69	26.251	1:53.800
37	28.029	1:54.613
100	29.354	1:56.543
74	33.579	1:56.708
81	33.671	1:54.630
77	41.894	1:56.701
15	55.871	1:55.723
5	55.907	2:05.845
11	1:05.125	1:58.691
55	1:06.773	2:01.566
40	1:08.343	2:02.035
48	1:18.249	2:02.275
75	1:20.121	2:02.801
14	1:24.557	2:04.104
90	1:32.078	2:05.108
51	1:34.815	2:04.441
138	1:40.875	2:06.994
89	1:41.367	2:05.909
402	1:50.508	2:07.599

LAP 6 @ 12:07:32.179

NO	BEHIND	LAP TIME
17		1:50.664
9	6.867	1:51.736
69	29.371	1:53.784
37	30.933	1:53.568
100	34.188	1:55.498
7	1 Lap	2:15.713
81	36.166	1:53.159
74	38.842	1:55.927
77	46.790	1:55.560
15	1:00.450	1:55.243
5	1:03.552	1:58.309
11	1:10.301	1:55.840
55	1:17.816	2:01.707
40	1:19.949	2:02.270
48	1:29.113	2:01.528
75	1:31.225	2:01.768
14	1:40.393	2:06.500
90	1:45.846	2:04.432
51	1:47.743	2:03.592

LAP 7 @ 12:09:24.758

NO	BEHIND	LAP TIME
17		1:52.579
138	1 Lap	2:06.036
89	1 Lap	2:06.341
9	6.427	1:52.139
69	30.172	1:53.380
37	31.274	1:52.920
100	37.125	1:55.516
81	37.432	1:53.845
74	42.419	1:56.156
77	50.846	1:56.635
7	1 Lap	2:18.788
15	1:02.933	1:55.062
5	1:08.875	1:57.902
11	1:11.854	1:54.132
55	1:27.116	2:01.879
40	1:28.427	2:01.057
48	1:37.317	2:00.783
75	1:39.839	2:01.193

LAP 8 @ 12:11:16.623

NO	BEHIND	LAP TIME
17		1:51.865
14	1 Lap	2:06.754
90	1 Lap	2:04.751
51	1 Lap	2:03.082
9	6.527	1:51.965
138	1 Lap	2:05.812
89	1 Lap	2:05.281
69	32.038	1:53.731
37	32.177	1:52.768
100	40.399	1:55.139
81	40.632	1:55.065
74	44.967	1:54.413
77	54.978	1:55.997
15	1:06.132	1:55.064
5	1:14.469	1:57.459
11	1:15.107	1:55.118
7	1 Lap	2:18.077
55	1:36.208	2:00.957
40	1:36.820	2:00.258
48	1:44.613	1:59.161
75	1:47.902	1:59.928

LAP 9 @ 12:13:06.383

NO	BEHIND	LAP TIME
17		1:49.760
9	10.961	1:54.194
14	1 Lap	2:08.055
51	1 Lap	2:04.473
90	1 Lap	2:04.961
138	1 Lap	2:05.450
89	1 Lap	2:05.383
69	35.364	1:53.086
37	35.417	1:53.000
100	45.057	1:54.418
81	45.397	1:54.525
74	49.952	1:54.745
77	1:01.761	1:56.543
15	1:08.906	1:52.534
5	1:20.751	1:56.042
11	1:20.784	1:55.437
55	1:45.897	1:59.449
40	1:47.667	2:00.607

LAP 10 @ 12:14:57.955

NO	BEHIND	LAP TIME
17		1:51.572
48	1 Lap	1:59.068
7	2 Laps	2:19.877
75	1 Lap	2:01.972
9	10.175	1:50.786
51	1 Lap	1:59.951
90	1 Lap	2:04.496
69	37.185	1:53.392
14	1 Lap	2:07.886
37	39.027	1:55.182
89	1 Lap	2:03.565
138	1 Lap	2:06.553
81	48.448	1:54.623
100	48.463	1:54.978
74	54.475	1:56.095
77	1:06.756	1:56.567
15	1:09.951	1:52.617
11	1:21.138	1:51.926
5	1:24.226	1:55.047

LAP 11 @ 12:16:49.451

NO	BEHIND	LAP TIME
17		1:51.496
55	1 Lap	2:01.187
40	1 Lap	2:01.392
48	1 Lap	1:58.118
9	10.079	1:51.400
75	1 Lap	2:02.535
69	38.759	1:53.070
51	1 Lap	2:01.912
37	41.701	1:54.170
90	1 Lap	2:04.439
100	50.816	1:53.849
81	51.887	1:54.935
14	1 Lap	2:08.219
89	1 Lap	2:03.319
138	1 Lap	2:04.115
74	1:01.006	1:58.027
77	1:10.858	1:55.598
15	1:10.977	1:52.522
11	1:21.429	1:51.787
5	1:28.275	1:55.545

LAP 12 @ 12:18:39.624

NO	BEHIND	LAP TIME
17		1:50.173
55	1 Lap	2:01.828
9	16.702	1:56.796
48	1 Lap	1:58.692
40	1 Lap	2:01.843
75	1 Lap	2:02.092
69	41.059	1:52.473
37	44.461	1:52.933
51	1 Lap	1:59.737
100	54.046	1:53.403
81	54.690	1:52.976
90	1 Lap	2:03.441
14	1 Lap	2:05.591
74	1:09.716	1:58.883
15	1:13.323	1:52.519
77	1:14.643	1:53.958
11	1:27.132	1:55.876
5	1:35.785	1:57.683

Weather / Track : Cloudy / Wet

Cadwell Park: 2.1800 miles
Date: 06/07/2024 Start: 11:56 Finish: 12:18

Results can be found at www.tsl-timing.com

Printed - 12:22 Saturday, 06 July 2024

BMCRC - MRO Championships 2024 - Rnd 5 @ Cadwell Park

BMCRC Thunderbike Sport & BMCRC Supertwins

RACE 1 - POSITION CHART

		Lap	1	2	3	4	5	6	7	8	9	10	11	12
No	Name	Pos												
17	DOWNES	1	17	17	17	17	17	17	17	17	17	17	17	17
9	WETHERELL	2	9	9	9	9	9	9	9	9	9	9	9	9
69	RUSSO	3	100	100	100	69	69	69	69	69	69	69	69	69
100	HOWTON	4	69	69	69	100	37	37	37	37	37	37	37	37
81	MAY	5	37	37	37	37	100	100	100	100	100	81	100	100
7	TAYLOR	6	74	74	74	74	74	81	81	81	81	100	81	81
77	WHITE	7	77	81	81	81	81	74	74	74	74	74	74	74
74	BLACK	8	3	77	77	77	77	77	77	77	77	77	77	15
37	IATRAKIS	9	5	3	3	5	15	15	15	15	15	15	15	77
3	ARBON	10	81	5	5	3	5	5	5	5	5	11	11	11
15	MERCER	11	40	40	15	15	11	11	11	11	11	5	5	5
55	MANSON-CHUBB	12	55	55	40	55	55	55	55	55	55	55	55	
5	STONE	13	48	11	55	40	40	40	40	40	40	40	48	
90	WOLFF	14	11	15	11	11	48	48	48	48	48	48	40	
40	WILKINSON	15	75	115	48	48	75	75	75	75	75	75	75	
48	WALLIS	16	115	48	75	75	14	14	14	14	51	51	51	
115	SVENSEN	17	15	75	14	14	90	90	90	51	90	90	90	
89	SKINNS	18	14	14	90	90	51	51	51	90	14	14	14	
14	DAVIES	19	138	138	138	51	138	138	138	138	89	89		
51	BEESLEY	20	51	90	51	138	89	89	89	89	138	138		
138	JARMIN	21	90	51	89	89	402	7	7	7				
75	SVENSEN	22	89	89	402	402	7							
402	FARR	23	402	402	7	7								
10	BEAN	24	7	7										
11	HARVEY	25												

Weather / Track : Cloudy / Wet

Cadwell Park: 2.1800 miles
Date: 06/07/2024 Start: 11:56 Finish: 12:18

Results can be found at www.tsl-timing.com

Printed - 12:22 Saturday, 06 July 2024

BMCRC - MRO Championships 2024 - Rnd 5 @ Cadwell Park

BMCRC Thunderbike Sport & BMCRC Supertwins

RACE 1 - SECTOR ANALYSIS

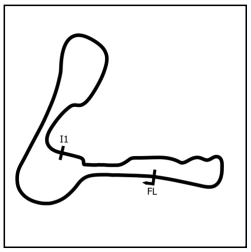

SECTOR 1 = FL to I1, SECTOR 2 = I1 to FL, DIFF = Difference To Personal Best Lap, P = Crossed Finish Line in Pit Lane, D = Time Disallowed

P1 17 SUP Tommy DOWNES Yamaha R7 - Moto 46

IDEAL LAP TIME : 1:49.612 BEST LAP TIME : 1:49.760 DIFFERENCE : 0.148

LAP	SECTOR 1	SECTOR 2	LAP TIME	MPH	DIFF	TIME OF DAY
1 -		46.439	1:56.341	67.45	6.581	11:58:18.122
2 -	1:04.797	46.925	1:51.722	70.24	1.962	12:00:09.844
3 -	1:04.315	46.334	1:50.649	70.92	0.889	12:02:00.493
4 -	1:04.936	45.900	1:50.836	70.80	1.076	12:03:51.329
5 -	1:03.863	46.323	1:50.186 **(3)**	71.22	0.426	12:05:41.515
6 -	1:04.449	46.215	1:50.664	70.91	0.904	12:07:32.179
7 -	1:04.409	48.170	1:52.579	69.71	2.819	12:09:24.758
8 -	1:04.785	47.080	1:51.865	70.15	2.105	12:11:16.623
9 -	***1:03.807***	45.953	***1:49.760*** **(1)**	***71.50***		***12:13:06.383***
10 -	1:04.817	46.755	1:51.572	70.34	1.812	12:14:57.955
11 -	1:04.933	46.563	1:51.496	70.38	1.736	12:16:49.451
12 -	1:04.368	***45.805***	1:50.173 **(2)**	71.23	0.413	12:18:39.624

P2 9 Matt WETHERELL Suzuki GSXR 600 - Lamonde Racing

IDEAL LAP TIME : 1:50.578 BEST LAP TIME : 1:50.786 DIFFERENCE : 0.208

LAP	SECTOR 1	SECTOR 2	LAP TIME	MPH	DIFF	TIME OF DAY
1 -		47.027	1:57.370	66.86	6.584	11:58:19.151
2 -	1:05.062	46.751	1:51.813	70.18	1.027	12:00:10.964
3 -	1:05.132	46.375	1:51.507 **(3)**	70.38	0.721	12:02:02.471
4 -	1:05.311	47.039	1:52.350	69.85	1.564	12:03:54.821
5 -	1:04.859	47.630	1:52.489	69.76	1.703	12:05:47.310
6 -	1:04.983	46.753	1:51.736	70.23	0.950	12:07:39.046
7 -	1:05.295	46.844	1:52.139	69.98	1.353	12:09:31.185
8 -	1:05.067	46.898	1:51.965	70.09	1.179	12:11:23.150
9 -	1:07.489	46.705	1:54.194	68.72	3.408	12:13:17.344
10 -	***1:04.467***	46.319	***1:50.786*** **(1)**	***70.83***		***12:15:08.130***
11 -	1:05.289	***46.111***	1:51.400 **(2)**	70.44	0.614	12:16:59.530
12 -	1:05.778	51.018	1:56.796	67.19	6.010	12:18:56.326

P3 69 Tony RUSSO Yamaha R6 - Wymark Lubricants

IDEAL LAP TIME : BEST LAP TIME : 1:52.473 DIFFERENCE :

LAP	SECTOR 1	SECTOR 2	LAP TIME	MPH	DIFF	TIME OF DAY
1 -			2:03.839	63.37	11.366	11:58:25.620
2 -			1:56.591	67.31	4.118	12:00:22.211
3 -			1:55.612	67.88	3.139	12:02:17.823
4 -			1:56.143	67.57	3.670	12:04:13.966
5 -			1:53.800	68.96	1.327	12:06:07.766
6 -			1:53.784	68.97	1.311	12:08:01.550
7 -			1:53.380	69.21	0.907	12:09:54.930
8 -			1:53.731	69.00	1.258	12:11:48.661
9 -			1:53.086 **(3)**	69.39	0.613	12:13:41.747
10 -			1:53.392	69.21	0.919	12:15:35.140
11 -			1:53.070 **(2)**	69.40	0.597	12:17:28.210
12 -			***1:52.473*** **(1)**	***69.77***		***12:19:20.683***

Weather / Track : Cloudy / Wet

Cadwell Park: 2.1800 miles
Date: 06/07/2024 Start: 11:56 Finish: 12:18

BMCRC - MRO Championships 2024 - Rnd 5 @ Cadwell Park

BMCRC Thunderbike Sport & BMCRC Supertwins

RACE 1 - SECTOR ANALYSIS

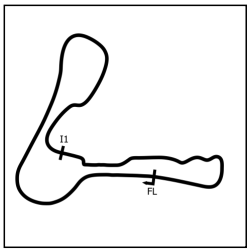

SECTOR 1 = FL to I1, SECTOR 2 = I1 to FL, DIFF = Difference To Personal Best Lap, P = Crossed Finish Line in Pit Lane, D = Time Disallowed

P4 37 SUP Ilias IATRAKIS Aprilia RS660 -

IDEAL LAP TIME : 1:52.316 BEST LAP TIME : 1:52.768 DIFFERENCE : 0.452

LAP	SECTOR 1	SECTOR 2	LAP TIME	MPH	DIFF	TIME OF DAY
1 -		49.714	2:04.634	62.96	11.866	11:58:26.415
2 -	1:08.547	48.798	1:57.345	66.88	4.577	12:00:23.760
3 -	1:07.529	49.104	1:56.633	67.28	3.865	12:02:20.393
4 -	1:07.357	47.181	1:54.538	68.51	1.770	12:04:14.931
5 -	1:06.538	48.075	1:54.613	68.47	1.845	12:06:09.544
6 -	1:06.456	47.112	1:53.568	69.10	0.800	12:08:03.112
7 -	1:05.903	47.017	1:52.920 **(2)**	69.50	0.152	12:09:56.032
8 -	***1:05.695***	47.073	***1:52.768*** **(1)**	***69.59***		***12:11:48.800***
9 -	1:05.931	47.069	1:53.000	69.45	0.232	12:13:41.800
10 -	1:08.540	46.642	1:55.182	68.13	2.414	12:15:36.982
11 -	1:07.168	47.002	1:54.170	68.74	1.402	12:17:31.152
12 -	1:06.312	***46.621***	1:52.933 **(3)**	69.49	0.165	12:19:24.085

P5 100 SUP Craig HOWTON Kawasaki ER6N - ME

IDEAL LAP TIME : 1:52.695 BEST LAP TIME : 1:53.403 DIFFERENCE : 0.708

LAP	SECTOR 1	SECTOR 2	LAP TIME	MPH	DIFF	TIME OF DAY
1 -		49.849	2:01.837	64.41	8.434	11:58:23.618
2 -	1:06.822	49.761	1:56.583	67.31	3.180	12:00:20.201
3 -	1:06.870	50.279	1:57.149	66.99	3.746	12:02:17.350
4 -	1:06.627	50.349	1:56.976	67.09	3.573	12:04:14.326
5 -	1:06.520	50.023	1:56.543	67.34	3.140	12:06:10.869
6 -	1:05.878	49.620	1:55.498	67.94	2.095	12:08:06.367
7 -	1:05.906	49.610	1:55.516	67.93	2.113	12:10:01.883
8 -	1:05.853	49.286	1:55.139	68.16	1.736	12:11:57.022
9 -	1:05.632	48.786	1:54.418 **(3)**	68.59	1.015	12:13:51.440
10 -	1:04.901	50.077	1:54.978	68.25	1.575	12:15:46.418
11 -	***1:04.817***	49.032	1:53.849 **(2)**	68.93	0.446	12:17:40.267
12 -	1:05.525	***47.878***	***1:53.403*** **(1)**	***69.20***		***12:19:33.670***

P6 81 SUP Malvern MAY Aprilia RS660 - IMP racing

IDEAL LAP TIME : 1:51.823 BEST LAP TIME : 1:52.976 DIFFERENCE : 1.153

LAP	SECTOR 1	SECTOR 2	LAP TIME	MPH	DIFF	TIME OF DAY
1 -		51.278	2:08.791	60.93	15.815	11:58:30.572
2 -	1:08.740	49.385	1:58.125	66.43	5.149	12:00:28.697
3 -	1:07.796	48.833	1:56.629	67.29	3.653	12:02:25.326
4 -	1:07.467	47.763	1:55.230	68.10	2.254	12:04:20.556
5 -	1:06.609	48.021	1:54.630	68.46	1.654	12:06:15.186
6 -	1:06.100	***47.059***	1:53.159 **(2)**	69.35	0.183	12:08:08.345
7 -	1:06.178	47.667	1:53.845 **(3)**	68.93	0.869	12:10:02.190
8 -	1:05.732	49.333	1:55.065	68.20	2.089	12:11:57.255
9 -	1:05.651	48.874	1:54.525	68.52	1.549	12:13:51.780
10 -	***1:04.764***	49.859	1:54.623	68.46	1.647	12:15:46.403
11 -	1:05.274	49.661	1:54.935	68.28	1.959	12:17:41.338
12 -	1:05.298	47.678	***1:52.976*** **(1)**	***69.46***		***12:19:34.314***

Weather / Track : Cloudy / Wet

Cadwell Park: 2.1800 miles
Date: 06/07/2024 Start: 11:56 Finish: 12:18

BMCRC - MRO Championships 2024 - Rnd 5 @ Cadwell Park

BMCRC Thunderbike Sport & BMCRC Supertwins

RACE 1 - SECTOR ANALYSIS

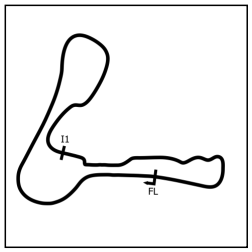

SECTOR 1 = FL to I1, SECTOR 2 = I1 to FL, DIFF = Difference To Personal Best Lap, P = Crossed Finish Line in Pit Lane, D = Time Disallowed

P7 74 SUP Daniel BLACK Suzukis SV650 - DAD

IDEAL LAP TIME : 1:54.263 BEST LAP TIME : 1:54.413 DIFFERENCE : 0.150

LAP	SECTOR 1	SECTOR 2	LAP TIME	MPH	DIFF	TIME OF DAY
1 -		49.568	2:06.459	62.05	12.046	11:58:28.240
2 -	1:09.474	48.990	1:58.464	66.24	4.051	12:00:26.704
3 -	1:08.517	47.515	1:56.032	67.63	1.619	12:02:22.736
4 -	1:08.103	47.547	1:55.650 **(3)**	67.86	1.237	12:04:18.386
5 -	1:08.419	48.289	1:56.708	67.24	2.295	12:06:15.094
6 -	1:08.364	47.563	1:55.927	67.69	1.514	12:08:11.021
7 -	1:08.799	47.357	1:56.156	67.56	1.743	12:10:07.177
8 -	***1:07.428***	46.985	***1:54.413*** **(1)**	***68.59***		***12:12:01.590***
9 -	1:07.910	***46.835***	1:54.745 **(2)**	68.39	0.332	12:13:56.335
10 -	1:08.668	47.427	1:56.095	67.60	1.682	12:15:52.430
11 -	1:08.545	49.482	1:58.027	66.49	3.614	12:17:50.457
12 -	1:07.987	50.896	1:58.883	66.01	4.470	12:19:49.340

P8 15 Daniel MERCER Yamaha R6 - Merc&Co Racing, Apex2Apex promotions, Electric

IDEAL LAP TIME : 1:52.074 BEST LAP TIME : 1:52.519 DIFFERENCE : 0.445

LAP	SECTOR 1	SECTOR 2	LAP TIME	MPH	DIFF	TIME OF DAY
1 -		53.081	2:21.135	55.60	28.616	11:58:42.916
2 -	1:10.241	50.565	2:00.806	64.96	8.287	12:00:43.722
3 -	1:09.668	50.936	2:00.604	65.07	8.085	12:02:44.326
4 -	1:08.055	49.282	1:57.337	66.88	4.818	12:04:41.663
5 -	1:06.565	49.158	1:55.723	67.81	3.204	12:06:37.386
6 -	1:06.707	48.536	1:55.243	68.10	2.724	12:08:32.629
7 -	1:06.226	48.836	1:55.062	68.20	2.543	12:10:27.691
8 -	1:07.514	47.550	1:55.064	68.20	2.545	12:12:22.755
9 -	1:05.234	47.300	1:52.534 **(3)**	69.73	0.015	12:14:15.289
10 -	1:05.202	47.415	1:52.617	69.68	0.098	12:16:07.906
11 -	***1:04.909***	47.613	1:52.522 **(2)**	69.74	0.003	12:18:00.428
12 -	1:05.354	***47.165***	***1:52.519*** **(1)**	***69.74***		***12:19:52.947***

P9 77 Joe WHITE Suzuki GSXR 600 - The Race Shack /Just In Graphics

IDEAL LAP TIME : 1:53.958 BEST LAP TIME : 1:53.958 DIFFERENCE : 0.000

LAP	SECTOR 1	SECTOR 2	LAP TIME	MPH	DIFF	TIME OF DAY
1 -		51.063	2:07.181	61.70	13.223	11:58:28.962
2 -	1:10.773	51.008	2:01.781	64.44	7.823	12:00:30.743
3 -	1:08.991	49.791	1:58.782	66.07	4.824	12:02:29.525
4 -	1:07.850	49.333	1:57.183	66.97	3.225	12:04:26.708
5 -	1:07.460	49.241	1:56.701	67.24	2.743	12:06:23.409
6 -	1:06.816	48.744	1:55.560 **(2)**	67.91	1.602	12:08:18.969
7 -	1:07.863	48.772	1:56.635	67.28	2.677	12:10:15.604
8 -	1:07.237	48.760	1:55.997	67.65	2.039	12:12:11.601
9 -	1:07.637	48.906	1:56.543	67.34	2.585	12:14:08.144
10 -	1:07.525	49.042	1:56.567	67.32	2.609	12:16:04.711
11 -	1:07.146	48.452	1:55.598 **(3)**	67.89	1.640	12:18:00.309
12 -	***1:05.977***	***47.981***	***1:53.958*** **(1)**	***68.86***		***12:19:54.267***

Weather / Track : Cloudy / Wet

Cadwell Park: 2.1800 miles
Date: 06/07/2024 Start: 11:56 Finish: 12:18

BMCRC - MRO Championships 2024 - Rnd 5 @ Cadwell Park

BMCRC Thunderbike Sport & BMCRC Supertwins

RACE 1 - SECTOR ANALYSIS

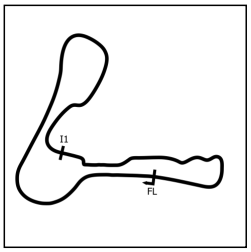

SECTOR 1 = FL to I1, SECTOR 2 = I1 to FL, DIFF = Difference To Personal Best Lap, P = Crossed Finish Line in Pit Lane, D = Time Disallowed

P10 11 Josh HARVEY Yamaha R6 - NR Racing

IDEAL LAP TIME : 1:51.787 BEST LAP TIME : 1:51.787 DIFFERENCE : 0.000

LAP	SECTOR 1	SECTOR 2	LAP TIME	MPH	DIFF	TIME OF DAY
1 -		52.105	2:17.307	57.15	25.520	11:58:39.088
2 -	1:11.492	51.472	2:02.964	63.82	11.177	12:00:42.052
3 -	1:11.071	52.152	2:03.223	63.68	11.436	12:02:45.275
4 -	1:11.344	51.330	2:02.674	63.97	10.887	12:04:47.949
5 -	1:09.040	49.651	1:58.691	66.12	6.904	12:06:46.640
6 -	1:07.257	48.583	1:55.840	67.74	4.053	12:08:42.480
7 -	1:06.146	47.986	1:54.132 **(3)**	68.76	2.345	12:10:36.612
8 -	1:06.970	48.148	1:55.118	68.17	3.331	12:12:31.730
9 -	1:07.246	48.191	1:55.437	67.98	3.650	12:14:27.167
10 -	1:04.898	47.028	1:51.926 **(2)**	70.11	0.139	12:16:19.093
11 -	***1:04.849***	***46.938***	***1:51.787*** **(1)**	***70.20***		***12:18:10.880***
12 -	1:05.990	49.886	1:55.876	67.72	4.089	12:20:06.756

P11 5 R Logan STONE Yamaha R6 -

IDEAL LAP TIME : 1:54.715 BEST LAP TIME : 1:55.047 DIFFERENCE : 0.332

LAP	SECTOR 1	SECTOR 2	LAP TIME	MPH	DIFF	TIME OF DAY
1 -		50.571	2:07.718	61.44	12.671	11:58:29.499
2 -	1:08.993	55.418	2:04.411	63.08	9.364	12:00:33.910
3 -	1:07.700	50.343	1:58.043	66.48	2.996	12:02:31.953
4 -	1:09.087	50.537	1:59.624	65.60	4.577	12:04:31.577
5 -	1:14.687	51.158	2:05.845	62.36	10.798	12:06:37.422
6 -	1:08.118	50.191	1:58.309	66.33	3.262	12:08:35.731
7 -	1:08.553	49.349	1:57.902	66.56	2.855	12:10:33.633
8 -	1:07.901	49.558	1:57.459	66.81	2.412	12:12:31.092
9 -	1:07.234	48.808	1:56.042 **(3)**	67.63	0.995	12:14:27.134
10 -	***1:06.070***	48.977	***1:55.047*** **(1)**	***68.21***		***12:16:22.181***
11 -	1:06.900	***48.645***	1:55.545 **(2)**	67.92	0.498	12:18:17.726
12 -	1:07.545	50.138	1:57.683	66.68	2.636	12:20:15.409

P12 55 R Magnus MANSON-CHUBB Kawasaki ZXR400L -

IDEAL LAP TIME : 1:59.050 BEST LAP TIME : 1:59.449 DIFFERENCE : 0.399

LAP	SECTOR 1	SECTOR 2	LAP TIME	MPH	DIFF	TIME OF DAY
1 -		52.021	2:14.555	58.32	15.106	11:58:36.336
2 -	1:12.104	52.164	2:04.268	63.15	4.819	12:00:40.604
3 -	1:12.058	51.765	2:03.823	63.38	4.374	12:02:44.427
4 -	1:11.282	51.013	2:02.295	64.17	2.846	12:04:46.722
5 -	1:11.407	***50.159***	2:01.566	64.55	2.117	12:06:48.288
6 -	1:10.319	51.388	2:01.707	64.48	2.258	12:08:49.995
7 -	1:11.073	50.806	2:01.879	64.39	2.430	12:10:51.874
8 -	1:10.644	50.313	2:00.957 **(2)**	64.88	1.508	12:12:52.831
9 -	***1:08.891***	50.558	***1:59.449*** **(1)**	***65.70***		***12:14:52.280***
10 -	1:10.482	50.705	2:01.187 **(3)**	64.75	1.738	12:16:53.467
11 -	1:10.586	51.242	2:01.828	64.41	2.379	12:18:55.295

P13 48 Shaun WALLIS Yamaha R6 - MBC Despatch Racing

IDEAL LAP TIME : 1:57.830 BEST LAP TIME : 1:58.118 DIFFERENCE : 0.288

LAP	SECTOR 1	SECTOR 2	LAP TIME	MPH	DIFF	TIME OF DAY
1 -		51.702	2:16.253	57.59	18.135	11:58:38.034
2 -	1:15.692	53.493	2:09.185	60.75	11.067	12:00:47.219
3 -	1:14.692	51.334	2:06.026	62.27	7.908	12:02:53.245
4 -	1:13.383	50.861	2:04.244	63.16	6.126	12:04:57.489
5 -	1:12.081	50.194	2:02.275	64.18	4.157	12:06:59.764
6 -	1:11.361	50.167	2:01.528	64.57	3.410	12:09:01.292
7 -	1:10.871	49.912	2:00.783	64.97	2.665	12:11:02.075
8 -	1:09.814	49.347	1:59.161	65.86	1.043	12:13:01.236
9 -	1:09.543	49.525	1:59.068 **(3)**	65.91	0.950	12:15:00.304
10 -	1:09.237	***48.881***	***1:58.118*** **(1)**	***66.44***		***12:16:58.422***
11 -	***1:08.949***	49.743	1:58.692 **(2)**	66.12	0.574	12:18:57.114

Weather / Track : Cloudy / Wet

Cadwell Park: 2.1800 miles
Date: 06/07/2024 Start: 11:56 Finish: 12:18

BMCRC - MRO Championships 2024 - Rnd 5 @ Cadwell Park

BMCRC Thunderbike Sport & BMCRC Supertwins

RACE 1 - SECTOR ANALYSIS

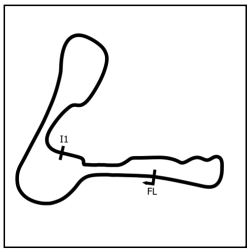

SECTOR 1 = FL to I1, SECTOR 2 = I1 to FL, DIFF = Difference To Personal Best Lap, P = Crossed Finish Line in Pit Lane, D = Time Disallowed

P14 40 SUP Simon WILKINSON Suzuki SV650 -

IDEAL LAP TIME : 2:00.258 BEST LAP TIME : 2:00.258 DIFFERENCE : 0.000

LAP	SECTOR 1	SECTOR 2	LAP TIME	MPH	DIFF	TIME OF DAY
1 -		52.278	2:14.167	58.49	13.909	11:58:35.948
2 -	1:12.130	51.873	2:04.003	63.28	3.745	12:00:39.951
3 -	1:12.287	52.117	2:04.404	63.08	4.146	12:02:44.355
4 -	1:11.635	51.833	2:03.468	63.56	3.210	12:04:47.823
5 -	1:10.907	51.128	2:02.035	64.30	1.777	12:06:49.858
6 -	1:10.552	51.718	2:02.270	64.18	2.012	12:08:52.128
7 -	1:10.304	50.753	2:01.057 (3)	64.82	0.799	12:10:53.185
8 -	***1:09.831***	***50.427***	***2:00.258 (1)***	***65.26***		***12:12:53.443***
9 -	1:09.836	50.771	2:00.607 (2)	65.07	0.349	12:14:54.050
10 -	1:10.522	50.870	2:01.392	64.65	1.134	12:16:55.442
11 -	1:10.662	51.181	2:01.843	64.41	1.585	12:18:57.285

P15 75 R Tom SVENSEN Suzuki SV650 - Team TSR - HCL Car sales

IDEAL LAP TIME : 1:59.928 BEST LAP TIME : 1:59.928 DIFFERENCE : 0.000

LAP	SECTOR 1	SECTOR 2	LAP TIME	MPH	DIFF	TIME OF DAY
1 -		52.648	2:18.250	56.76	18.322	11:58:40.031
2 -	1:14.660	52.737	2:07.397	61.60	7.469	12:00:47.428
3 -	1:15.014	51.371	2:06.385	62.09	6.457	12:02:53.813
4 -	1:13.680	51.342	2:05.022	62.77	5.094	12:04:58.835
5 -	1:11.818	50.983	2:02.801	63.90	2.873	12:07:01.636
6 -	1:11.172	50.596	2:01.768 (3)	64.45	1.840	12:09:03.404
7 -	1:10.948	50.245	2:01.193 (2)	64.75	1.265	12:11:04.597
8 -	***1:09.945***	***49.983***	***1:59.928 (1)***	***65.43***		***12:13:04.525***
9 -	1:11.370	50.602	2:01.972	64.34	2.044	12:15:06.497
10 -	1:12.236	50.299	2:02.535	64.04	2.607	12:17:09.032
11 -	1:10.647	51.445	2:02.092	64.27	2.164	12:19:11.124

P16 51 Paul BEESLEY Yamaha R6 -

IDEAL LAP TIME : 1:59.630 BEST LAP TIME : 1:59.737 DIFFERENCE : 0.107

LAP	SECTOR 1	SECTOR 2	LAP TIME	MPH	DIFF	TIME OF DAY
1 -		57.596	2:25.198	54.05	25.461	11:58:46.979
2 -	1:15.095	55.555	2:10.650	60.06	10.913	12:00:57.629
3 -	1:15.256	54.927	2:10.183	60.28	10.446	12:03:07.812
4 -	1:11.130	52.947	2:04.077	63.25	4.340	12:05:11.889
5 -	1:11.701	52.740	2:04.441	63.06	4.704	12:07:16.330
6 -	1:11.920	51.672	2:03.592	63.49	3.855	12:09:19.922
7 -	1:11.687	51.395	2:03.082	63.76	3.345	12:11:23.004
8 -	1:11.561	52.912	2:04.473	63.05	4.736	12:13:27.477
9 -	***1:08.955***	50.996	1:59.951 (2)	65.42	0.214	12:15:27.428
10 -	1:09.938	51.974	2:01.912 (3)	64.37	2.175	12:17:29.340
11 -	1:09.062	***50.675***	***1:59.737 (1)***	***65.54***		***12:19:29.077***

P17 90 Jack WOLFF Yamaha R6 -

IDEAL LAP TIME : 2:03.441 BEST LAP TIME : 2:03.441 DIFFERENCE : 0.000

LAP	SECTOR 1	SECTOR 2	LAP TIME	MPH	DIFF	TIME OF DAY
1 -		57.316	2:25.683	53.87	22.242	11:58:47.464
2 -	1:14.886	54.106	2:08.992	60.84	5.551	12:00:56.456
3 -	1:13.402	52.312	2:05.714	62.42	2.273	12:03:02.170
4 -	1:13.618	52.697	2:06.315	62.13	2.874	12:05:08.485
5 -	1:12.640	52.468	2:05.108	62.73	1.667	12:07:13.593
6 -	1:12.938	51.494	2:04.432 (2)	63.07	0.991	12:09:18.025
7 -	1:12.764	51.987	2:04.751	62.90	1.310	12:11:22.776
8 -	1:12.649	52.312	2:04.961	62.80	1.520	12:13:27.737
9 -	1:12.905	51.591	2:04.496	63.03	1.055	12:15:32.233
10 -	1:12.032	52.407	2:04.439 (3)	63.06	0.998	12:17:36.672
11 -	***1:11.984***	***51.457***	***2:03.441 (1)***	***63.57***		***12:19:40.113***

Weather / Track : Cloudy / Wet

Cadwell Park: 2.1800 miles
Date: 06/07/2024 Start: 11:56 Finish: 12:18

BMCRC - MRO Championships 2024 - Rnd 5 @ Cadwell Park

BMCRC Thunderbike Sport & BMCRC Supertwins

RACE 1 - SECTOR ANALYSIS

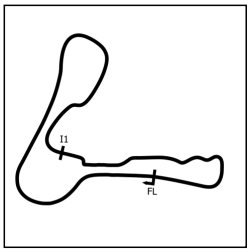

SECTOR 1 = FL to I1, SECTOR 2 = I1 to FL, DIFF = Difference To Personal Best Lap, P = Crossed Finish Line in Pit Lane, D = Time Disallowed

P18 14 R George DAVIES Suzuki SV650 - Little T's Childcare , JClay Fitness

IDEAL LAP TIME : 2:04.104 BEST LAP TIME : 2:04.104 DIFFERENCE : 0.000

LAP	SECTOR 1	SECTOR 2	LAP TIME	MPH	DIFF	TIME OF DAY
1 -		54.697	2:21.288	55.54	17.184	11:58:43.069
2 -	1:14.989	53.505	2:08.494	61.07	4.390	12:00:51.563
3 -	1:13.140	52.539	2:05.679	62.44	1.575	12:02:57.242
4 -	1:12.335	52.391	2:04.726 **(2)**	62.92	0.622	12:05:01.968
5 -	***1:11.999***	***52.105***	***2:04.104*** **(1)**	***63.23***		***12:07:06.072***
6 -	1:13.340	53.160	2:06.500	62.04	2.396	12:09:12.572
7 -	1:13.123	53.631	2:06.754	61.91	2.650	12:11:19.326
8 -	1:14.874	53.181	2:08.055	61.28	3.951	12:13:27.381
9 -	1:14.447	53.439	2:07.886	61.36	3.782	12:15:35.267
10 -	1:14.821	53.398	2:08.219	61.20	4.115	12:17:43.486
11 -	1:13.423	52.168	2:05.591 **(3)**	62.48	1.487	12:19:49.077

P19 89 R Daryl SKINNS Suzuki GSXR 750 - Indoor Climate Systems UK LTD

IDEAL LAP TIME : 2:02.373 BEST LAP TIME : 2:03.319 DIFFERENCE : 0.946

LAP	SECTOR 1	SECTOR 2	LAP TIME	MPH	DIFF	TIME OF DAY
1 -		56.364	2:26.921	53.41	23.602	11:58:48.702
2 -	1:16.205	54.971	2:11.176	59.82	7.857	12:00:59.878
3 -	1:15.354	54.205	2:09.559	60.57	6.240	12:03:09.437
4 -	1:14.465	53.071	2:07.536	61.53	4.217	12:05:16.973
5 -	1:12.938	52.971	2:05.909	62.33	2.590	12:07:22.882
6 -	1:13.276	53.065	2:06.341	62.11	3.022	12:09:29.223
7 -	1:12.736	52.545	2:05.281 **(3)**	62.64	1.962	12:11:34.504
8 -	1:13.829	51.554	2:05.383	62.59	2.064	12:13:39.887
9 -	1:11.765	51.800	2:03.565 **(2)**	63.51	0.246	12:15:43.452
10 -	1:12.074	***51.245***	***2:03.319*** **(1)**	***63.64***		***12:17:46.771***

P20 138 SUP Craig JARMIN Suzuki SV 650 - SK PreP

IDEAL LAP TIME : 2:04.115 BEST LAP TIME : 2:04.115 DIFFERENCE : 0.000

LAP	SECTOR 1	SECTOR 2	LAP TIME	MPH	DIFF	TIME OF DAY
1 -		56.117	2:23.489	54.69	19.374	11:58:45.270
2 -	1:16.076	55.085	2:11.161	59.83	7.046	12:00:56.431
3 -	1:16.021	54.966	2:10.987	59.91	6.872	12:03:07.418
4 -	1:14.168	53.810	2:07.978	61.32	3.863	12:05:15.396
5 -	1:13.300	53.694	2:06.994	61.79	2.879	12:07:22.390
6 -	1:12.714	53.322	2:06.036	62.26	1.921	12:09:28.426
7 -	1:12.724	53.088	2:05.812 **(3)**	62.37	1.697	12:11:34.238
8 -	1:12.824	52.626	2:05.450 **(2)**	62.55	1.335	12:13:39.688
9 -	1:13.847	52.706	2:06.553	62.01	2.438	12:15:46.241
10 -	***1:12.325***	***51.790***	***2:04.115*** **(1)**	***63.23***		***12:17:50.356***

P21 7 R Darren TAYLOR Kawasaki ZX6R - Watton Auto Centre

IDEAL LAP TIME : 2:15.713 BEST LAP TIME : 2:15.713 DIFFERENCE : 0.000

LAP	SECTOR 1	SECTOR 2	LAP TIME	MPH	DIFF	TIME OF DAY
1 -		1:04.379	2:31.025	51.96	15.312	11:58:52.806
2 -	1:23.691	57.787	2:21.478	55.47	5.765	12:01:14.284
3 -	1:21.982	57.677	2:19.659	56.19	3.946	12:03:33.943
4 -	1:19.880	57.132	2:17.012 **(2)**	57.28	1.299	12:05:50.955
5 -	***1:18.989***	***56.724***	***2:15.713*** **(1)**	***57.82***		***12:08:06.668***
6 -	1:20.553	58.235	2:18.788	56.54	3.075	12:10:25.456
7 -	1:20.317	57.760	2:18.077 **(3)**	56.83	2.364	12:12:43.533
8 -	1:21.330	58.547	2:19.877	56.10	4.164	12:15:03.410

Weather / Track : Cloudy / Wet

Cadwell Park: 2.1800 miles
Date: 06/07/2024 Start: 11:56 Finish: 12:18

BMCRC - MRO Championships 2024 - Rnd 5 @ Cadwell Park

BMCRC Thunderbike Sport & BMCRC Supertwins

RACE 1 - SECTOR ANALYSIS

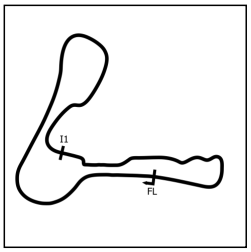

SECTOR 1 = FL to I1, SECTOR 2 = I1 to FL, DIFF = Difference To Personal Best Lap, P = Crossed Finish Line in Pit Lane, D = Time Disallowed

P22 402 R Kaine FARR Suzuki GSXR - The Elms B&B Snetterton

IDEAL LAP TIME : 2:07.113 BEST LAP TIME : 2:07.599 DIFFERENCE : 0.486

LAP	SECTOR 1	SECTOR 2	LAP TIME	MPH	DIFF	TIME OF DAY
1 -		56.487	2:27.405	53.24	19.806	11:58:49.186
2 -	1:20.014	55.424	2:15.438	57.94	7.839	12:01:04.624
3 -	1:17.173	***52.373***	2:09.546 **(2)**	60.58	1.947	12:03:14.170
4 -	1:16.736	53.518	2:10.254 **(3)**	60.25	2.655	12:05:24.424
5 -	***1:14.740***	52.859	***2:07.599*** **(1)**	***61.50***		***12:07:32.023***

P23 3 SUP Oliver ARBON Suzuki SV650 - TT Plumbing & Heating

IDEAL LAP TIME : 1:59.429 BEST LAP TIME : 1:59.429 DIFFERENCE : 0.000

LAP	SECTOR 1	SECTOR 2	LAP TIME	MPH	DIFF	TIME OF DAY
1 -		50.691	2:07.675	61.46	8.246	11:58:29.456
2 -	1:10.908	51.010	2:01.918 **(3)**	64.37	2.489	12:00:31.374
3 -	***1:09.293***	***50.136***	***1:59.429*** **(1)**	***65.71***		***12:02:30.803***
4 -	1:10.711	50.948	2:01.659 **(2)**	64.50	2.230	12:04:32.462

P24 115 SUP James SVENSEN Suzuki SV650S - HCLCARSALES - Team TSR

IDEAL LAP TIME : 2:04.642 BEST LAP TIME : 2:04.642 DIFFERENCE : 0.000

LAP	SECTOR 1	SECTOR 2	LAP TIME	MPH	DIFF	TIME OF DAY
1 -		52.175	2:18.437	56.69	13.795	11:58:40.218
2 -	***1:13.806***	***50.836***	***2:04.642*** **(1)**	***62.96***		***12:00:44.860***

Weather / Track : Cloudy / Wet

Cadwell Park: 2.1800 miles
Date: 06/07/2024 Start: 11:56 Finish: 12:18

BMCRC - MRO Championships 2024 - Rnd 5 @ Cadwell Park

BMCRC Thunderbike Sport & BMCRC Supertwins

RACE 1 - BEST SECTORS

SECTOR 1

POS	NO	NAME	TIME
1	17	DOWNES	1:03.807
2	9	WETHERELL	1:04.467
3	81	MAY	1:04.764
4	100	HOWTON	1:04.817
5	11	HARVEY	1:04.849
6	15	MERCER	1:04.909
7	37	IATRAKIS	1:05.695
8	77	WHITE	1:05.977
9	5	STONE	1:06.070
10	74	BLACK	1:07.428
11	55	MANSON-CHUBB	1:08.891
12	48	WALLIS	1:08.949
13	51	BEESLEY	1:08.955
14	3	ARBON	1:09.293
15	40	WILKINSON	1:09.831
16	75	SVENSEN	1:09.945
17	89	SKINNS	1:11.128
18	90	WOLFF	1:11.984
19	14	DAVIES	1:11.999
20	138	JARMIN	1:12.325
21	115	SVENSEN	1:13.806
22	402	FARR	1:14.740
23	7	TAYLOR	1:18.989
24			
25			

SECTOR 2

NO	NAME	TIME
17	DOWNES	45.805
9	WETHERELL	46.111
37	IATRAKIS	46.621
74	BLACK	46.835
11	HARVEY	46.938
81	MAY	47.059
15	MERCER	47.165
100	HOWTON	47.878
77	WHITE	47.981
5	STONE	48.645
48	WALLIS	48.881
75	SVENSEN	49.983
3	ARBON	50.136
55	MANSON-CHUBB	50.159
40	WILKINSON	50.427
51	BEESLEY	50.675
115	SVENSEN	50.836
89	SKINNS	51.245
90	WOLFF	51.457
138	JARMIN	51.790
14	DAVIES	52.105
402	FARR	52.373
7	TAYLOR	56.724

IDEAL / BEST COMPARISON

		PERFECT LAP	1:49.612		
POS	NO	NAME	IDEAL	BEST	DIFF
1	17	DOWNES	1:49.612	1:49.760	0.148
2	9	WETHERELL	1:50.578	1:50.786	0.208
3	11	HARVEY	1:51.787	1:51.787	0.000
4	81	MAY	1:51.823	1:52.976	1.153
5	15	MERCER	1:52.074	1:52.519	0.445
6	37	IATRAKIS	1:52.316	1:52.768	0.452
7	100	HOWTON	1:52.695	1:53.403	0.708
8	77	WHITE	1:53.958	1:53.958	0.000
9	74	BLACK	1:54.263	1:54.413	0.150
10	5	STONE	1:54.715	1:55.047	0.332
11	48	WALLIS	1:57.830	1:58.118	0.288
12	55	MANSON-CHUBB	1:59.050	1:59.449	0.399
13	3	ARBON	1:59.429	1:59.429	0.000
14	51	BEESLEY	1:59.630	1:59.737	0.107
15	75	SVENSEN	1:59.928	1:59.928	0.000
16	40	WILKINSON	2:00.258	2:00.258	0.000
17	89	SKINNS	2:02.373	2:03.319	0.946
18	90	WOLFF	2:03.441	2:03.441	0.000
19	14	DAVIES	2:04.104	2:04.104	0.000
20	138	JARMIN	2:04.115	2:04.115	0.000
21	115	SVENSEN	2:04.642	2:04.642	0.000
22	402	FARR	2:07.113	2:07.599	0.486
23	7	TAYLOR	2:15.713	2:15.713	0.000
24	69	RUSSO		1:52.473	

Weather / Track : Cloudy / Wet

Cadwell Park: 2.1800 miles
Date: 06/07/2024 Start: 11:56 Finish: 12:18

Results can be found at www.tsl-timing.com

Printed - 12:22 Saturday, 06 July 2024

BMCRC - MRO Championships 2024 - Rnd 5 @ Cadwell Park

BMCRC Thunderbike Sport & BMCRC Supertwins

RACE 1 - STATISTICS

Competitors Started	25
Planned Start	2024-07-06 @ 11:30:00.000
Actual Start	2024-07-06 @ 11:56:21.780
Finish Time	2024-07-06 @ 12:18:39.623
Track Length	2.1800mi.
Total Laps	248
Total Distance Covered	540.6446mi.

Session Fastest Lap History

NO	CL	NAME	LAP TIME	TIME OF DAY	LAP	VEHICLE
17	SUP	**Tommy DOWNES**	**1:51.722**	12:00:09.874	2	Yamaha R7
17	SUP	**Tommy DOWNES**	**1:50.649**	12:02:00.523	3	Yamaha R7
17	SUP	**Tommy DOWNES**	**1:50.186**	12:05:41.545	5	Yamaha R7
17	SUP	**Tommy DOWNES**	**1:49.760**	12:13:06.413	9	Yamaha R7

Session Leader History

NO	CL	NAME	FROM LAP	LAPS LED	DISTANCE	VEHICLE
17	SUP	**Tommy DOWNES**	1	12	26.16 miles	Yamaha R7

Flag History

TYPE	TIME OF DAY
GREEN	11:56:21.780
FINISH	12:18:39.623

Flag Statistics

TYPE	COUNT	TOTAL LAPS	TOTAL TIME
Green	1	12	24:00.595
Red	0	0	0.000
Safety Car	0	0	0.000
FCY	0	0	0.000

Weather / Track : Cloudy / Wet

Cadwell Park: 2.1800 miles
Date: 06/07/2024 Start: 11:56 Finish: 12:18

BMCRC - MRO Championships 2024 - Rnd 5 @ Cadwell Park

BMCRC Thunderbike Sport & BMCRC Supertwins

RACE 1 - STATISTICS

CLASS : 9 Starters

Fastest Lap History

NO	NAME	LAP TIME	TIME OF DAY	LAP	VEHICLE
9	**Matt WETHERELL**	**1:51.813**	12:00:10.978	2	Suzuki GSXR 600
9	**Matt WETHERELL**	**1:51.507**	12:02:02.485	3	Suzuki GSXR 600
9	**Matt WETHERELL**	**1:50.786**	12:15:08.144	10	Suzuki GSXR 600

Leader History

NO	NAME	FROM LAP	LAPS LED	DISTANCE	VEHICLE
9	**Matt WETHERELL**	1	12	26.16 miles	Suzuki GSXR 600

Weather / Track : Cloudy / Wet

Cadwell Park: 2.1800 miles
Date: 06/07/2024 Start: 11:56 Finish: 12:18

BMCRC - MRO Championships 2024 - Rnd 5 @ Cadwell Park

BMCRC Thunderbike Sport & BMCRC Supertwins

RACE 1 - STATISTICS

CLASS : R

7 Starters

Fastest Lap History

NO	NAME	LAP TIME	TIME OF DAY	LAP	VEHICLE
5	**Logan STONE**	**2:04.411**	12:00:33.919	2	Yamaha R6
55	**Magnus MANSON-CHUBB**	**2:04.268**	12:00:40.643	2	Kawasaki ZXR400L
5	**Logan STONE**	**1:58.043**	12:02:31.961	3	Yamaha R6
5	**Logan STONE**	**1:57.902**	12:10:33.642	7	Yamaha R6
5	**Logan STONE**	**1:57.459**	12:12:31.101	8	Yamaha R6
5	**Logan STONE**	**1:56.042**	12:14:27.146	9	Yamaha R6
5	**Logan STONE**	**1:55.047**	12:16:22.190	10	Yamaha R6

Leader History

NO	NAME	FROM LAP	LAPS LED	DISTANCE	VEHICLE
5	**Logan STONE**	1	12	26.16 miles	Yamaha R6

Weather / Track : Cloudy / Wet

Cadwell Park: 2.1800 miles
Date: 06/07/2024 Start: 11:56 Finish: 12:18

BMCRC - MRO Championships 2024 - Rnd 5 @ Cadwell Park

BMCRC Thunderbike Sport & BMCRC Supertwins

RACE 1 - STATISTICS

CLASS : SUP

9 Starters

Fastest Lap History

NO	NAME	LAP TIME	TIME OF DAY	LAP	VEHICLE
17	**Tommy DOWNES**	**1:51.722**	12:00:09.874	2	Yamaha R7
17	**Tommy DOWNES**	**1:50.649**	12:02:00.523	3	Yamaha R7
17	**Tommy DOWNES**	**1:50.186**	12:05:41.545	5	Yamaha R7
17	**Tommy DOWNES**	**1:49.760**	12:13:06.413	9	Yamaha R7

Leader History

NO	NAME	FROM LAP	LAPS LED	DISTANCE	VEHICLE
17	**Tommy DOWNES**	1	12	26.16 miles	Yamaha R7

Weather / Track : Cloudy / Wet

Cadwell Park: 2.1800 miles
Date: 06/07/2024 Start: 11:56 Finish: 12:18

BMCRC - MRO Championships 2024 - Rnd 5 @ Cadwell Park

BMCRC Thunderbike Sport & BMCRC Supertwins

RACE 1 - GRID (8 Laps)

ROW 11	31 888 Brandon WRIGHT			
ROW 10	28 27 Ben BROWN	29 32 Martin MORRIS	30 293 Leigh SMITH	
ROW 9	25 10 Robert BEAN	26 33 Mark BISWELL	27 189 Sebastian BARAN	
ROW 8	22 115 James SVENSEN 2:04.642	23 402 Kaine FARR 2:07.599	24 7 Darren TAYLOR 2:15.713	
ROW 7	19 90 Jack WOLFF 2:03.441	20 14 George DAVIES 2:04.104	21 138 Craig JARMIN 2:04.115	
ROW 6	16 75 Tom SVENSEN 1:59.928	17 40 Simon WILKINSON 2:00.258	18 89 Daryl SKINNS 2:03.319	
ROW 5	13 3 Oliver ARBON 1:59.429	14 55 Magnus MANSON-CHUBB 1:59.449	15 51 Paul BEESLEY 1:59.737	
ROW 4	10 74 Daniel BLACK 1:54.413	11 5 Logan STONE 1:55.047	12 48 Shaun WALLIS 1:58.118	
ROW 3	7 81 Malvern MAY 1:52.976	8 100 Craig HOWTON 1:53.403	9 77 Joe WHITE 1:53.958	
ROW 2	4 69 Tony RUSSO 1:52.473	5 15 Daniel MERCER 1:52.519	6 37 Ilias IATRAKIS 1:52.768	
ROW 1	1 17 Tommy DOWNES 1:49.760	2 9 Matt WETHERELL 1:50.786	3 11 Josh HARVEY 1:51.787	

Pole

These results are provisional until the conclusion of any judicial and technical matters.

Cadwell Park: 2.1800 miles

Clerk Of Course:	Stewards:	Timekeeper: Craig Smith	

Results can be found at www.tsl-timing.com

Printed - 12:24 Saturday, 06 July 2024

BMCRC - MRO Championships 2024 - Rnd 5 @ Cadwell Park

BMCRC Thunderbike Sport & BMCRC Supertwins

RACE 1 - CLASSIFICATION

Race Distance: 6 Laps / 13.08 miles

POS	NO	CL	PIC	NAME	ENTRY	LAPS	TIME	GAP	DIFF	MPH	BEST	ON	GRD	↑↓
1	**9**		1	Matt WETHERELL	Suzuki GSXR 600 - Lamonde Racing	**6**	9:49.476			79.88	**1:36.913**	5	2	1
2	**11**		2	Josh HARVEY	Yamaha R6 - NR Racing	**6**	9:50.189	**0.713**	0.713	79.78	**1:36.312**	3	3	1
3	**17**	SUP	1	Tommy DOWNES	Yamaha R7 - Moto 46	**6**	10:05.844	**16.368**	15.655	77.72	**1:39.746**	2	1	-2
4	**15**		3	Daniel MERCER	Yamaha R6 - Merc&Co Racing, Apex2Apex promotions, Ele	**6**	10:06.884	**17.408**	1.040	77.59	**1:39.308**	6	5	1
5	**69**		4	Tony RUSSO	Yamaha R6 - Wymark Lubricants	**6**	10:06.907	**17.431**	0.023	77.58	**1:39.527**	2	4	-1
6	**77***		5	Joe WHITE	Suzuki GSXR 600 - The Race Shack /Just In Graphics	**6**	10:15.306	**25.830**	8.399	76.52	**1:40.970**	2	9	3
7	**37**	SUP	2	Ilias IATRAKIS	Aprilia RS660 -	**6**	10:23.800	**34.324**	8.494	75.48	**1:41.907**	5	6	-1
8	**32**	SUP	3	Martin MORRIS	Aprillia 660 - Morris Racing, Obsession Engineering	**6**	10:24.206	**34.730**	0.406	75.43	**1:38.975**	6	29	21
9	**3**	SUP	4	Oliver ARBON	Suzuki SV650 - TT Plumbing & Heating	**6**	10:25.544	**36.068**	1.338	75.27	**1:42.020**	6	13	4
10	**81**	SUP	5	Malvern MAY	Aprilia RS660 - IMP racing	**6**	10:35.211	**45.735**	9.667	74.13	**1:43.689**	6	7	-3
11	**48**		6	Shaun WALLIS	Yamaha R6 - MBC Despatch Racing	**6**	10:38.039	**48.563**	2.828	73.80	**1:44.142**	5	12	1
12	**100**	SUP	6	Craig HOWTON	Kawasaki ER6N - ME	**6**	10:46.543	**57.067**	8.504	72.83	**1:45.652**	2	8	-4
13	**189**	SUP	7	Sebastian BARAN	Suzuki SV650 -	**6**	10:51.486	**1:02.010**	4.943	72.27	**1:44.095**	5	27	14
14	**7**	R	1	Darren TAYLOR	Kawasaki ZX6R - Watton Auto Centre	**6**	10:51.954	**1:02.478**	0.468	72.22	**1:43.179**	4	24	10
15	**5**	R	2	Logan STONE	Yamaha R6 -	**6**	10:52.283	**1:02.807**	0.329	72.19	**1:45.896**	5	11	-4
16	**74**	SUP	8	Daniel BLACK	Suzukis SV650 - DAD	**6**	10:52.334	**1:02.858**	0.051	72.18	**1:46.194**	3	10	-6
17	**115**	SUP	9	James SVENSEN	Suzuki SV650S - HCLCARSALES - Team TSR	**6**	10:53.458	**1:03.982**	1.124	72.06	**1:44.900**	6	22	5
18	**51**		7	Paul BEESLEY	Yamaha R6 -	**6**	10:58.419	**1:08.943**	4.961	71.51	**1:48.328**	5	15	-3
19	**14**	R	3	George DAVIES	Suzuki SV650 - Little T's Childcare , JClay Fitness	**6**	11:04.805	**1:15.329**	6.386	70.83	**1:48.142**	5	20	1
20	**293**		8	Leigh SMITH	Suzuki SV650 - Smiths Mechanical Support Ltd, Lamonde A	**6**	11:11.676	**1:22.200**	6.871	70.10	**1:46.558**	6	30	10
21	**90**		9	Jack WOLFF	Yamaha R6 -	**6**	11:17.840	**1:28.364**	6.164	69.46	**1:50.735**	2	19	-2
22	**75**	R	4	Tom SVENSEN	Suzuki SV650 - Team TSR - HCL Car sales	**6**	11:18.156	**1:28.680**	0.316	69.43	**1:50.855**	2	16	-6
23	**55**	R	5	Magnus MANSON-CHUBB	Kawasaki ZXR400L -	**6**	11:29.930	**1:40.454**	11.774	68.25	**1:51.718**	2	14	-9
24	**402**	R	6	Kaine FARR	Suzuki GSXR - The Elms B&B Snetterton	**6**	11:31.860	**1:42.384**	1.930	68.06	**1:50.488**	3	23	-1
25	**89**	R	7	Daryl SKINNS	Suzuki GSXR 750 - Indoor Climate Systems UK LTD	**5**	9:51.000	**1 Lap**	1 Lap	66.39	**1:55.246**	2	18	-7
26	**138**	SUP	10	Craig JARMIN	Suzuki SV 650 - SK PreP	**5**	9:51.534	**1 Lap**	0.534	66.33	**1:55.078**	2	21	-5

NOT CLASSIFIED

DNF	**40**	SUP		Simon WILKINSON	Suzuki SV650 -	**4**	7:47.797	**2 Laps**	1 Lap	67.10	**1:53.118**	2	17	
DNF	**122**	R		James EGGINTON	Suzuki SV650 - Advance Computer Services - www.ACS.co	**2**	3:52.514	**4 Laps**	2 Laps	67.50	**1:48.903**	2	32	
DNF	**10**			Robert BEAN	Kawasaki ZXR 750 - Mean Green Bean Motorcycles	**1**	2:03.818	**5 Laps**	1 Lap	63.38			25	

FASTEST LAP

11		Josh HARVEY	Yamaha R6 - NR Racing	**3**	1:36.312	81.48 mph	131.13 kph
32	SUP	Martin MORRIS	Aprillia 660 - Morris Racing, Obsession Engineering	**6**	1:38.975	79.29 mph	127.61 kph
7	R	Darren TAYLOR	Kawasaki ZX6R - Watton Auto Centre	**4**	1:43.179	76.06 mph	122.41 kph

Comments:
*** No. 77 - Please fit a working transponder**

Class - 92.5% of Race Speed = 73.88 mph
Class SUP - 92.5% of Race Speed = 71.89 mph
Class R - 92.5% of Race Speed = 66.80 mph

Weather / Track : Cloudy / Dry
These results are provisional until the conclusion of any judicial and technical matters.

Date: 07/07/2024 Start: 10:14 Finish: 10:24
Cadwell Park: 2.1800 miles

Clerk Of Course:	Stewards:	Timekeeper: Craig Smith	

Results can be found at www.tsl-timing.com

Printed - 10:33 Sunday, 07 July 2024

BMCRC - MRO Championships 2024 - Rnd 5 @ Cadwell Park

BMCRC Thunderbike Sport & BMCRC Supertwins

RACE 1 - LAP CHART

LAP 1 @ 10:16:09.816

NO	BEHIND	LAP TIME
9		1:42.916
11	0.891	1:43.807
17	2.020	1:44.936
15	3.837	1:46.753
77	5.082	1:47.998
69	5.609	1:48.525
37	7.134	1:50.050
3	7.625	1:50.541
100	9.054	1:51.970
81	9.156	1:52.072
48	9.858	1:52.774
7	10.389	1:53.305
5	12.017	1:54.933
51	13.028	1:55.944
32	13.494	1:56.410
74	13.603	1:56.519
90	15.979	1:58.895
115	16.361	1:59.277
189	17.497	2:00.413
14	18.213	2:01.129
75	18.384	2:01.300
55	20.237	2:03.153
293	20.449	2:03.365
122	20.695	2:03.611
10	20.902	2:03.818
40	21.067	2:03.983
402	21.179	2:04.095
89	23.140	2:06.056
138	23.783	2:06.699

LAP 2 @ 10:17:47.160

NO	BEHIND	LAP TIME
9		1:37.344
11	0.929	1:37.382
17	4.422	1:39.746
15	6.765	1:40.272
69	7.792	1:39.527
77	8.708	1:40.970
37	13.175	1:43.385
3	13.890	1:43.609
100	17.362	1:45.652
81	17.472	1:45.660
7	17.790	1:44.745
48	18.424	1:45.910
32	20.145	1:43.995
5	23.246	1:48.573
51	24.132	1:48.448
74	24.573	1:48.314
115	26.298	1:47.281
189	26.740	1:46.587
90	29.370	1:50.735
14	29.740	1:48.871
75	31.895	1:50.855
122	32.254	1:48.903
293	32.538	1:49.433
55	34.611	1:51.718
402	36.593	1:52.758
40	36.841	1:53.118
89	41.042	1:55.246
138	41.517	1:55.078

LAP 3 @ 10:19:24.376

NO	BEHIND	LAP TIME
9		1:37.216
11	0.025	1:36.312
17	7.624	1:40.418
15	9.518	1:39.969
69	10.107	1:39.531
77	12.745	1:41.253
37	19.020	1:43.061
3	19.479	1:42.805
7	24.038	1:43.464
81	25.948	1:45.692
32	26.425	1:43.496
100	27.378	1:47.232
48	27.749	1:46.541
74	33.551	1:46.194
5	34.233	1:48.203
51	35.397	1:48.481
115	36.064	1:46.982
189	36.213	1:46.689
14	42.118	1:49.594
90	44.280	1:52.126
75	46.002	1:51.323
293	46.155	1:50.833
402	49.865	1:50.488
55	50.073	1:52.678
40	52.961	1:53.336
89	1:00.116	1:56.290
138	1:00.588	1:56.287

LAP 4 @ 10:21:01.296

NO	BEHIND	LAP TIME
11		1:36.895
9	0.491	1:37.411
17	10.739	1:40.035
69	12.877	1:39.690
15	13.343	1:40.745
77	17.554	1:41.729
37	25.375	1:43.275
3	26.144	1:43.585
7	30.297	1:43.179
32	31.290	1:41.785
81	32.836	1:43.808
48	35.180	1:44.351
100	36.662	1:46.204
74	44.433	1:47.802
5	45.059	1:47.746
51	46.969	1:48.492
189	47.440	1:48.147
115	47.717	1:48.573
14	54.123	1:48.925
90	59.765	1:52.405
293	1:00.129	1:50.894
75	1:00.547	1:51.465
402	1:07.239	1:54.294
55	1:08.646	1:55.493
40	1:13.401	1:57.360
89	1:19.347	1:56.151
138	1:20.272	1:56.604

LAP 5 @ 10:22:38.432

NO	BEHIND	LAP TIME
11		1:37.136
9	0.268	1:36.913
17	13.783	1:40.180
69	15.409	1:39.668
15	16.044	1:39.837
77	21.962	1:41.544
37	30.146	1:41.907
3	31.992	1:42.984
32	33.699	1:39.545
7	36.576	1:43.415
81	39.990	1:44.290
48	42.186	1:44.142
100	46.316	1:46.790
5	53.819	1:45.896
74	54.299	1:47.002
189	54.399	1:44.095
115	57.026	1:46.445
51	58.161	1:48.328
14	1:05.129	1:48.142
293	1:13.586	1:50.593
90	1:14.857	1:52.228
75	1:15.525	1:52.114
55	1:24.908	1:53.398
402	1:28.413	1:58.310

LAP 6 @ 10:24:16.376

NO	BEHIND	LAP TIME
9		1:37.676
11	0.713	1:38.657
89	1 Lap	1:57.257
138	1 Lap	1:56.866
17	16.368	1:40.529
15	17.408	1:39.308
69	17.431	1:39.966
77	25.830	1:41.812
37	34.324	1:42.122
32	34.730	1:38.975
3	36.068	1:42.020
81	45.735	1:43.689
48	48.563	1:44.321
100	57.067	1:48.695
189	1:02.010	1:45.555
7	1:02.478	2:03.846
5	1:02.807	1:46.932
74	1:02.858	1:46.503
115	1:03.982	1:44.900
51	1:08.943	1:48.726
14	1:15.329	1:48.144
293	1:22.200	1:46.558
90	1:28.364	1:51.451
75	1:28.680	1:51.099
55	1:40.454	1:53.490
402	1:42.384	1:51.915

Weather / Track : Cloudy / Dry

Cadwell Park: 2.1800 miles
Date: 07/07/2024 Start: 10:14 Finish: 10:24

Results can be found at www.tsl-timing.com

Printed - 10:29 Sunday, 07 July 2024

BMCRC - MRO Championships 2024 - Rnd 5 @ Cadwell Park

BMCRC Thunderbike Sport & BMCRC Supertwins

RACE 1 - POSITION CHART

		Lap	1	2	3	4	5	6
No	Name	Pos						
17	DOWNES	1	9	9	9	11	11	9
9	WETHERELL	2	11	11	11	9	9	11
11	HARVEY	3	17	17	17	17	17	17
69	RUSSO	4	15	15	15	69	69	15
15	MERCER	5	77	69	69	15	15	69
37	IATRAKIS	6	69	77	77	77	77	77
81	MAY	7	37	37	37	37	37	37
100	HOWTON	8	3	3	3	3	3	32
77	WHITE	9	100	100	7	7	32	3
74	BLACK	10	81	81	81	32	7	81
5	STONE	11	48	7	32	81	81	48
48	WALLIS	12	7	48	100	48	48	100
3	ARBON	13	5	32	48	100	100	189
55	MANSON-CHUBB	14	51	5	74	74	5	7
51	BEESLEY	15	32	51	5	5	74	5
75	SVENSEN	16	74	74	51	51	189	74
40	WILKINSON	17	90	115	115	189	115	115
89	SKINNS	18	115	189	189	115	51	51
90	WOLFF	19	189	90	14	14	14	14
14	DAVIES	20	14	14	90	90	293	293
138	JARMIN	21	75	75	75	293	90	90
115	SVENSEN	22	55	122	293	75	75	75
402	FARR	23	293	293	402	402	55	55
7	TAYLOR	24	122	55	55	55	402	402
10	BEAN	25	10	402	40	40	89	
189	BARAN	26	40	40	89	89	138	
32	MORRIS	27	402	89	138	138		
293	SMITH	28	89	138				
122	EGGINTON	29	138					

Weather / Track : Cloudy / Dry

Cadwell Park: 2.1800 miles
Date: 07/07/2024 Start: 10:14 Finish: 10:24

Results can be found at www.tsl-timing.com

Printed - 10:29 Sunday, 07 July 2024

BMCRC - MRO Championships 2024 - Rnd 5 @ Cadwell Park

BMCRC Thunderbike Sport & BMCRC Supertwins

RACE 1 - SECTOR ANALYSIS

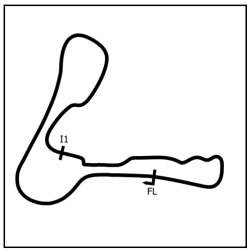

SECTOR 1 = FL to I1, SECTOR 2 = I1 to FL, DIFF = Difference To Personal Best Lap, P = Crossed Finish Line in Pit Lane, D = Time Disallowed

P1 9 Matt WETHERELL — Suzuki GSXR 600 - Lamonde Racing

IDEAL LAP TIME : 1:36.718 BEST LAP TIME : 1:36.913 DIFFERENCE : 0.195

LAP	SECTOR 1	SECTOR 2	LAP TIME	MPH	DIFF	TIME OF DAY
1 -		***40.781***	1:42.916	76.25	6.003	10:16:09.816
2 -	56.505	40.839	1:37.344 **(3)**	80.62	0.431	10:17:47.160
3 -	56.321	40.895	1:37.216 **(2)**	80.72	0.303	10:19:24.376
4 -	56.162	41.249	1:37.411	80.56	0.498	10:21:01.787
5 -	56.112	40.801	***1:36.913*** **(1)**	***80.98***		***10:22:38.700***
6 -	***55.937***	41.739	1:37.676	80.34	0.763	10:24:16.376

P2 11 Josh HARVEY — Yamaha R6 - NR Racing

IDEAL LAP TIME : 1:36.312 BEST LAP TIME : 1:36.312 DIFFERENCE : 0.000

LAP	SECTOR 1	SECTOR 2	LAP TIME	MPH	DIFF	TIME OF DAY
1 -		41.009	1:43.807	75.60	7.495	10:16:10.707
2 -	56.475	40.907	1:37.382	80.59	1.070	10:17:48.089
3 -	***55.797***	***40.515***	***1:36.312*** **(1)**	***81.48***		***10:19:24.401***
4 -	55.883	41.012	1:36.895 **(2)**	80.99	0.583	10:21:01.296
5 -	56.337	40.799	1:37.136 **(3)**	80.79	0.824	10:22:38.432
6 -	56.109	42.548	1:38.657	79.54	2.345	10:24:17.089

P3 17 SUP Tommy DOWNES — Yamaha R7 - Moto 46

IDEAL LAP TIME : 1:39.490 BEST LAP TIME : 1:39.746 DIFFERENCE : 0.256

LAP	SECTOR 1	SECTOR 2	LAP TIME	MPH	DIFF	TIME OF DAY
1 -		***41.567***	1:44.936	74.78	5.190	10:16:11.836
2 -	***57.923***	41.823	***1:39.746*** **(1)**	***78.68***		***10:17:51.582***
3 -	58.521	41.897	1:40.418	78.15	0.672	10:19:32.000
4 -	58.201	41.834	1:40.035 **(2)**	78.45	0.289	10:21:12.035
5 -	58.412	41.768	1:40.180 **(3)**	78.33	0.434	10:22:52.215
6 -	58.631	41.898	1:40.529	78.06	0.783	10:24:32.744

P4 15 Daniel MERCER — Yamaha R6 - Merc&Co Racing, Apex2Apex promotions, Electric

IDEAL LAP TIME : 1:39.294 BEST LAP TIME : 1:39.308 DIFFERENCE : 0.014

LAP	SECTOR 1	SECTOR 2	LAP TIME	MPH	DIFF	TIME OF DAY
1 -		42.422	1:46.753	73.51	7.445	10:16:13.653
2 -	58.018	42.254	1:40.272	78.26	0.964	10:17:53.925
3 -	57.799	42.170	1:39.969 **(3)**	78.50	0.661	10:19:33.894
4 -	58.496	42.249	1:40.745	77.90	1.437	10:21:14.639
5 -	***57.517***	42.320	1:39.837 **(2)**	78.60	0.529	10:22:54.476
6 -	57.531	***41.777***	***1:39.308*** **(1)**	***79.02***		***10:24:33.784***

P5 69 Tony RUSSO — Yamaha R6 - Wymark Lubricants

IDEAL LAP TIME : 1:39.400 BEST LAP TIME : 1:39.527 DIFFERENCE : 0.127

LAP	SECTOR 1	SECTOR 2	LAP TIME	MPH	DIFF	TIME OF DAY
1 -		42.827	1:48.525	72.31	8.998	10:16:15.425
2 -	***57.292***	42.235	***1:39.527*** **(1)**	***78.85***		***10:17:54.952***
3 -	57.325	42.206	1:39.531 **(2)**	78.85	0.004	10:19:34.483
4 -	57.360	42.330	1:39.690	78.72	0.163	10:21:14.173
5 -	57.560	***42.108***	1:39.668 **(3)**	78.74	0.141	10:22:53.841
6 -	57.598	42.368	1:39.966	78.50	0.439	10:24:33.807

P6 77 Joe WHITE — Suzuki GSXR 600 - The Race Shack /Just In Graphics

IDEAL LAP TIME : BEST LAP TIME : 1:40.970 DIFFERENCE :

LAP	SECTOR 1	SECTOR 2	LAP TIME	MPH	DIFF	TIME OF DAY
1 -			1:47.998	72.66	7.028	10:16:14.898
2 -			***1:40.970*** **(1)**	***77.72***		***10:17:55.868***
3 -			1:41.253 **(2)**	77.50	0.283	10:19:37.121
4 -			1:41.729	77.14	0.759	10:21:18.850
5 -			1:41.544 **(3)**	77.28	0.574	10:23:00.394
6 -			1:41.812	77.08	0.842	10:24:42.206

Weather / Track : Cloudy / Dry

Cadwell Park: 2.1800 miles
Date: 07/07/2024 Start: 10:14 Finish: 10:24

BMCRC - MRO Championships 2024 - Rnd 5 @ Cadwell Park

BMCRC Thunderbike Sport & BMCRC Supertwins

RACE 1 - SECTOR ANALYSIS

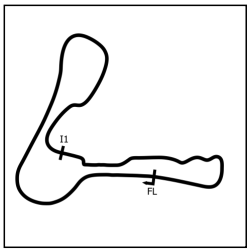

SECTOR 1 = FL to I1, SECTOR 2 = I1 to FL, DIFF = Difference To Personal Best Lap, P = Crossed Finish Line in Pit Lane, D = Time Disallowed

P7 37 SUP Ilias IATRAKIS — Aprilia RS660 -

IDEAL LAP TIME : 1:41.784 BEST LAP TIME : 1:41.907 DIFFERENCE : 0.123

LAP	SECTOR 1	SECTOR 2	LAP TIME	MPH	DIFF	TIME OF DAY
1 -		43.232	1:50.050	71.31	8.143	10:16:16.950
2 -	1:00.634	42.751	1:43.385	75.91	1.478	10:18:00.335
3 -	1:00.515	42.546	1:43.061 (3)	76.14	1.154	10:19:43.396
4 -	1:00.477	42.798	1:43.275	75.99	1.368	10:21:26.671
5 -	59.881	***42.026***	***1:41.907 (1)***	***77.01***		***10:23:08.578***
6 -	***59.758***	42.364	1:42.122 (2)	76.84	0.215	10:24:50.700

P8 32 SUP Martin MORRIS — Aprillia 660 - Morris Racing, Obsession Engineering

IDEAL LAP TIME : 1:38.975 BEST LAP TIME : 1:38.975 DIFFERENCE : 0.000

LAP	SECTOR 1	SECTOR 2	LAP TIME	MPH	DIFF	TIME OF DAY
1 -		43.804	1:56.410	67.41	17.435	10:16:23.310
2 -	1:00.098	43.897	1:43.995	75.46	5.020	10:18:07.305
3 -	59.542	43.954	1:43.496	75.82	4.521	10:19:50.801
4 -	58.848	42.937	1:41.785 (3)	77.10	2.810	10:21:32.586
5 -	57.770	41.775	1:39.545 (2)	78.83	0.570	10:23:12.131
6 -	***57.332***	***41.643***	***1:38.975 (1)***	***79.29***		***10:24:51.106***

P9 3 SUP Oliver ARBON — Suzuki SV650 - TT Plumbing & Heating

IDEAL LAP TIME : 1:42.020 BEST LAP TIME : 1:42.020 DIFFERENCE : 0.000

LAP	SECTOR 1	SECTOR 2	LAP TIME	MPH	DIFF	TIME OF DAY
1 -		43.167	1:50.541	70.99	8.521	10:16:17.441
2 -	1:00.413	43.196	1:43.609	75.74	1.589	10:18:01.050
3 -	1:00.250	42.555	1:42.805 (2)	76.33	0.785	10:19:43.855
4 -	1:00.022	43.563	1:43.585	75.76	1.565	10:21:27.440
5 -	59.895	43.089	1:42.984 (3)	76.20	0.964	10:23:10.424
6 -	***59.814***	***42.206***	***1:42.020 (1)***	***76.92***		***10:24:52.444***

P10 81 SUP Malvern MAY — Aprilia RS660 - IMP racing

IDEAL LAP TIME : 1:43.370 BEST LAP TIME : 1:43.689 DIFFERENCE : 0.319

LAP	SECTOR 1	SECTOR 2	LAP TIME	MPH	DIFF	TIME OF DAY
1 -		43.870	1:52.072	70.02	8.383	10:16:18.972
2 -	1:01.308	44.352	1:45.660	74.27	1.971	10:18:04.632
3 -	1:01.858	43.834	1:45.692	74.25	2.003	10:19:50.324
4 -	1:00.305	***43.503***	1:43.808 (2)	75.60	0.119	10:21:34.132
5 -	1:00.770	43.520	1:44.290 (3)	75.25	0.601	10:23:18.422
6 -	***59.867***	43.822	***1:43.689 (1)***	***75.68***		***10:25:02.111***

P11 48 Shaun WALLIS — Yamaha R6 - MBC Despatch Racing

IDEAL LAP TIME : 1:44.006 BEST LAP TIME : 1:44.142 DIFFERENCE : 0.136

LAP	SECTOR 1	SECTOR 2	LAP TIME	MPH	DIFF	TIME OF DAY
1 -		43.625	1:52.774	69.59	8.632	10:16:19.674
2 -	1:01.713	44.197	1:45.910	74.10	1.768	10:18:05.584
3 -	1:01.587	44.954	1:46.541	73.66	2.399	10:19:52.125
4 -	1:00.976	***43.375***	1:44.351 (3)	75.20	0.209	10:21:36.476
5 -	***1:00.631***	43.511	***1:44.142 (1)***	***75.35***		***10:23:20.618***
6 -	1:00.871	43.450	1:44.321 (2)	75.22	0.179	10:25:04.939

P12 100 SUP Craig HOWTON — Kawasaki ER6N - ME

IDEAL LAP TIME : 1:45.360 BEST LAP TIME : 1:45.652 DIFFERENCE : 0.292

LAP	SECTOR 1	SECTOR 2	LAP TIME	MPH	DIFF	TIME OF DAY
1 -		***44.340***	1:51.970	70.09	6.318	10:16:18.870
2 -	1:01.140	44.512	***1:45.652 (1)***	***74.28***		***10:18:04.522***
3 -	1:01.687	45.545	1:47.232	73.18	1.580	10:19:51.754
4 -	***1:01.020***	45.184	1:46.204 (2)	73.89	0.552	10:21:37.958
5 -	1:01.508	45.282	1:46.790 (3)	73.49	1.138	10:23:24.748
6 -	1:01.844	46.851	1:48.695	72.20	3.043	10:25:13.443

Weather / Track : Cloudy / Dry

Cadwell Park: 2.1800 miles
Date: 07/07/2024 Start: 10:14 Finish: 10:24

BMCRC - MRO Championships 2024 - Rnd 5 @ Cadwell Park

BMCRC Thunderbike Sport & BMCRC Supertwins

RACE 1 - SECTOR ANALYSIS

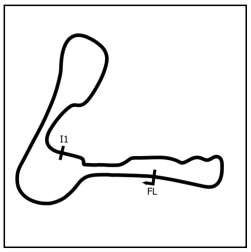

SECTOR 1 = FL to I1, SECTOR 2 = I1 to FL, DIFF = Difference To Personal Best Lap, P = Crossed Finish Line in Pit Lane, D = Time Disallowed

P13 189 SUP Sebastian BARAN Suzuki SV650 -

IDEAL LAP TIME : 1:44.095 BEST LAP TIME : 1:44.095 DIFFERENCE : 0.000

LAP	SECTOR 1	SECTOR 2	LAP TIME	MPH	DIFF	TIME OF DAY
1 -		46.750	2:00.413	65.17	16.318	10:16:27.313
2 -	1:02.718	43.869	1:46.587 (3)	73.63	2.492	10:18:13.900
3 -	1:01.660	45.029	1:46.689	73.56	2.594	10:20:00.589
4 -	1:01.621	46.526	1:48.147	72.56	4.052	10:21:48.736
5 -	***1:00.957***	***43.138***	***1:44.095 (1)***	***75.39***		***10:23:32.831***
6 -	1:01.040	44.515	1:45.555 (2)	74.35	1.460	10:25:18.386

P14 7 R Darren TAYLOR Kawasaki ZX6R - Watton Auto Centre

IDEAL LAP TIME : 1:42.736 BEST LAP TIME : 1:43.179 DIFFERENCE : 0.443

LAP	SECTOR 1	SECTOR 2	LAP TIME	MPH	DIFF	TIME OF DAY
1 -		43.616	1:53.305	69.26	10.126	10:16:20.205
2 -	1:00.889	43.856	1:44.745	74.92	1.566	10:18:04.950
3 -	1:00.415	43.049	1:43.464 (3)	75.85	0.285	10:19:48.414
4 -	1:00.014	43.165	***1:43.179 (1)***	***76.06***		***10:21:31.593***
5 -	1:00.671	***42.744***	1:43.415 (2)	75.88	0.236	10:23:15.008
6 -	***59.992***	1:03.854	2:03.846	63.36	20.667	10:25:18.854

P15 5 R Logan STONE Yamaha R6 -

IDEAL LAP TIME : 1:45.896 BEST LAP TIME : 1:45.896 DIFFERENCE : 0.000

LAP	SECTOR 1	SECTOR 2	LAP TIME	MPH	DIFF	TIME OF DAY
1 -		46.009	1:54.933	68.28	9.037	10:16:21.833
2 -	1:02.497	46.076	1:48.573	72.28	2.677	10:18:10.406
3 -	1:02.537	45.666	1:48.203	72.53	2.307	10:19:58.609
4 -	1:02.499	45.247	1:47.746 (3)	72.83	1.850	10:21:46.355
5 -	***1:01.107***	***44.789***	***1:45.896 (1)***	***74.11***		***10:23:32.251***
6 -	1:01.122	45.810	1:46.932 (2)	73.39	1.036	10:25:19.183

P16 74 SUP Daniel BLACK Suzukis SV650 - DAD

IDEAL LAP TIME : 1:45.262 BEST LAP TIME : 1:46.194 DIFFERENCE : 0.932

LAP	SECTOR 1	SECTOR 2	LAP TIME	MPH	DIFF	TIME OF DAY
1 -		45.928	1:56.519	67.35	10.325	10:16:23.419
2 -	1:01.976	46.338	1:48.314	72.45	2.120	10:18:11.733
3 -	1:02.463	***43.731***	***1:46.194 (1)***	***73.90***		***10:19:57.927***
4 -	1:03.358	44.444	1:47.802	72.80	1.608	10:21:45.729
5 -	1:01.882	45.120	1:47.002 (3)	73.34	0.808	10:23:32.731
6 -	***1:01.531***	44.972	1:46.503 (2)	73.68	0.309	10:25:19.234

P17 115 SUP James SVENSEN Suzuki SV650S - HCLCARSALES - Team TSR

IDEAL LAP TIME : 1:44.900 BEST LAP TIME : 1:44.900 DIFFERENCE : 0.000

LAP	SECTOR 1	SECTOR 2	LAP TIME	MPH	DIFF	TIME OF DAY
1 -		46.408	1:59.277	65.79	14.377	10:16:26.177
2 -	1:03.234	44.047	1:47.281	73.15	2.381	10:18:13.458
3 -	1:01.878	45.104	1:46.982 (3)	73.35	2.082	10:20:00.440
4 -	1:02.149	46.424	1:48.573	72.28	3.673	10:21:49.013
5 -	1:01.856	44.589	1:46.445 (2)	73.72	1.545	10:23:35.458
6 -	***1:01.181***	***43.719***	***1:44.900 (1)***	***74.81***		***10:25:20.358***

P18 51 Paul BEESLEY Yamaha R6 -

IDEAL LAP TIME : 1:47.474 BEST LAP TIME : 1:48.328 DIFFERENCE : 0.854

LAP	SECTOR 1	SECTOR 2	LAP TIME	MPH	DIFF	TIME OF DAY
1 -		45.606	1:55.944	67.68	7.616	10:16:22.844
2 -	1:02.376	46.072	1:48.448 (2)	72.36	0.120	10:18:11.292
3 -	1:02.939	***45.542***	1:48.481 (3)	72.34	0.153	10:19:59.773
4 -	1:02.331	46.161	1:48.492	72.33	0.164	10:21:48.265
5 -	***1:01.932***	46.396	***1:48.328 (1)***	***72.44***		***10:23:36.593***
6 -	1:02.614	46.112	1:48.726	72.18	0.398	10:25:25.319

Weather / Track : Cloudy / Dry

Cadwell Park: 2.1800 miles
Date: 07/07/2024 Start: 10:14 Finish: 10:24

BMCRC - MRO Championships 2024 - Rnd 5 @ Cadwell Park

BMCRC Thunderbike Sport & BMCRC Supertwins

RACE 1 - SECTOR ANALYSIS

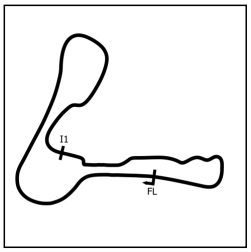

SECTOR 1 = FL to I1, SECTOR 2 = I1 to FL, DIFF = Difference To Personal Best Lap, P = Crossed Finish Line in Pit Lane, D = Time Disallowed

P19 14 R George DAVIES — Suzuki SV650 - Little T's Childcare , JClay Fitness

IDEAL LAP TIME : 1:47.957 BEST LAP TIME : 1:48.142 DIFFERENCE : 0.185

LAP	SECTOR 1	SECTOR 2	LAP TIME	MPH	DIFF	TIME OF DAY
1 -		47.651	2:01.129	64.79	12.987	10:16:28.029
2 -	1:03.138	45.733	1:48.871 (3)	72.08	0.729	10:18:16.900
3 -	1:04.175	45.419	1:49.594	71.61	1.452	10:20:06.494
4 -	1:02.957	45.968	1:48.925	72.05	0.783	10:21:55.419
5 -	1:02.920	***45.222***	***1:48.142 (1)***	***72.57***		***10:23:43.561***
6 -	***1:02.735***	45.409	1:48.144 (2)	72.57	0.002	10:25:31.705

P20 293 Leigh SMITH — Suzuki SV650 - Smiths Mechanical Support Ltd, Lamonde Autor

IDEAL LAP TIME : 1:46.558 BEST LAP TIME : 1:46.558 DIFFERENCE : 0.000

LAP	SECTOR 1	SECTOR 2	LAP TIME	MPH	DIFF	TIME OF DAY
1 -		47.446	2:03.365	63.61	16.807	10:16:30.265
2 -	1:03.909	45.524	1:49.433 (2)	71.71	2.875	10:18:19.698
3 -	1:04.385	46.448	1:50.833	70.80	4.275	10:20:10.531
4 -	1:03.232	47.662	1:50.894	70.77	4.336	10:22:01.425
5 -	1:05.145	45.448	1:50.593 (3)	70.96	4.035	10:23:52.018
6 -	***1:02.181***	***44.377***	***1:46.558 (1)***	***73.65***		***10:25:38.576***

P21 90 Jack WOLFF — Yamaha R6 -

IDEAL LAP TIME : 1:50.677 BEST LAP TIME : 1:50.735 DIFFERENCE : 0.058

LAP	SECTOR 1	SECTOR 2	LAP TIME	MPH	DIFF	TIME OF DAY
1 -		46.481	1:58.895	66.00	8.160	10:16:25.795
2 -	1:04.721	***46.014***	***1:50.735 (1)***	***70.87***		***10:18:16.530***
3 -	1:05.195	46.931	1:52.126 (3)	69.99	1.391	10:20:08.656
4 -	1:04.923	47.482	1:52.405	69.81	1.670	10:22:01.061
5 -	1:05.287	46.941	1:52.228	69.92	1.493	10:23:53.289
6 -	***1:04.663***	46.788	1:51.451 (2)	70.41	0.716	10:25:44.740

P22 75 R Tom SVENSEN — Suzuki SV650 - Team TSR - HCL Car sales

IDEAL LAP TIME : 1:50.658 BEST LAP TIME : 1:50.855 DIFFERENCE : 0.197

LAP	SECTOR 1	SECTOR 2	LAP TIME	MPH	DIFF	TIME OF DAY
1 -		48.090	2:01.300	64.69	10.445	10:16:28.200
2 -	1:04.583	***46.272***	***1:50.855 (1)***	***70.79***		***10:18:19.055***
3 -	1:04.807	46.516	1:51.323 (3)	70.49	0.468	10:20:10.378
4 -	1:04.756	46.709	1:51.465	70.40	0.610	10:22:01.843
5 -	1:05.156	46.958	1:52.114	70.00	1.259	10:23:53.957
6 -	***1:04.386***	46.713	1:51.099 (2)	70.64	0.244	10:25:45.056

P23 55 R Magnus MANSON-CHUBB — Kawasaki ZXR400L -

IDEAL LAP TIME : 1:51.675 BEST LAP TIME : 1:51.718 DIFFERENCE : 0.043

LAP	SECTOR 1	SECTOR 2	LAP TIME	MPH	DIFF	TIME OF DAY
1 -		48.445	2:03.153	63.72	11.435	10:16:30.053
2 -	1:05.230	***46.488***	***1:51.718 (1)***	***70.24***		***10:18:21.771***
3 -	***1:05.187***	47.491	1:52.678 (2)	69.65	0.960	10:20:14.449
4 -	1:07.274	48.219	1:55.493	67.95	3.775	10:22:09.942
5 -	1:05.970	47.428	1:53.398 (3)	69.20	1.680	10:24:03.340
6 -	1:05.823	47.667	1:53.490	69.15	1.772	10:25:56.830

P24 402 R Kaine FARR — Suzuki GSXR - The Elms B&B Snetterton

IDEAL LAP TIME : 1:49.569 BEST LAP TIME : 1:50.488 DIFFERENCE : 0.919

LAP	SECTOR 1	SECTOR 2	LAP TIME	MPH	DIFF	TIME OF DAY
1 -		47.320	2:04.095	63.24	13.607	10:16:30.995
2 -	1:06.355	46.403	1:52.758 (3)	69.60	2.270	10:18:23.753
3 -	***1:04.991***	45.497	***1:50.488 (1)***	***71.03***		***10:20:14.241***
4 -	1:07.689	46.605	1:54.294	68.66	3.806	10:22:08.535
5 -	1:12.381	45.929	1:58.310	66.33	7.822	10:24:06.845
6 -	1:07.337	***44.578***	1:51.915 (2)	70.12	1.427	10:25:58.760

Weather / Track : Cloudy / Dry

Cadwell Park: 2.1800 miles
Date: 07/07/2024 Start: 10:14 Finish: 10:24

BMCRC - MRO Championships 2024 - Rnd 5 @ Cadwell Park

BMCRC Thunderbike Sport & BMCRC Supertwins

RACE 1 - SECTOR ANALYSIS

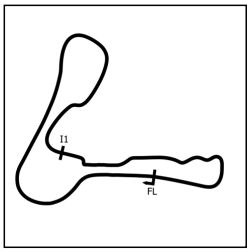

SECTOR 1 = FL to I1, SECTOR 2 = I1 to FL, DIFF = Difference To Personal Best Lap, P = Crossed Finish Line in Pit Lane, D = Time Disallowed

P25 89 R Daryl SKINNS Suzuki GSXR 750 - Indoor Climate Systems UK LTD

IDEAL LAP TIME : 1:55.151 BEST LAP TIME : 1:55.246 DIFFERENCE : 0.095

LAP	SECTOR 1	SECTOR 2	LAP TIME	MPH	DIFF	TIME OF DAY
1 -		***48.449***	2:06.056	62.25	10.810	10:16:32.956
2 -	1:06.750	48.496	***1:55.246*** **(1)**	***68.09***		***10:18:28.202***
3 -	***1:06.702***	49.588	1:56.290 **(3)**	67.48	1.044	10:20:24.492
4 -	1:07.252	48.899	1:56.151 **(2)**	67.56	0.905	10:22:20.643
5 -	1:07.492	49.765	1:57.257	66.93	2.011	10:24:17.900

P26 138 SUP Craig JARMIN Suzuki SV 650 - SK PreP

IDEAL LAP TIME : 1:54.918 BEST LAP TIME : 1:55.078 DIFFERENCE : 0.160

LAP	SECTOR 1	SECTOR 2	LAP TIME	MPH	DIFF	TIME OF DAY
1 -		48.851	2:06.699	61.94	11.621	10:16:33.599
2 -	1:06.882	***48.196***	***1:55.078*** **(1)**	***68.19***		***10:18:28.677***
3 -	***1:06.722***	49.565	1:56.287 **(2)**	67.48	1.209	10:20:24.964
4 -	1:07.192	49.412	1:56.604 **(3)**	67.30	1.526	10:22:21.568
5 -	1:07.227	49.639	1:56.866	67.15	1.788	10:24:18.434

P27 40 SUP Simon WILKINSON Suzuki SV650 -

IDEAL LAP TIME : 1:53.118 BEST LAP TIME : 1:53.118 DIFFERENCE : 0.000

LAP	SECTOR 1	SECTOR 2	LAP TIME	MPH	DIFF	TIME OF DAY
1 -		48.128	2:03.983	63.29	10.865	10:16:30.883
2 -	***1:06.214***	***46.904***	***1:53.118*** **(1)**	***69.37***		***10:18:24.001***
3 -	1:06.237	47.099	1:53.336 **(2)**	69.24	0.218	10:20:17.337
4 -	1:08.006	49.354	1:57.360 **(3)**	66.87	4.242	10:22:14.697

P28 122 R James EGGINTON Suzuki SV650 - Advance Computer Services - www.ACS.co.uk

IDEAL LAP TIME : 1:48.497 BEST LAP TIME : 1:48.903 DIFFERENCE : 0.406

LAP	SECTOR 1	SECTOR 2	LAP TIME	MPH	DIFF	TIME OF DAY
1 -		48.393	2:03.611	63.48	14.708	10:16:30.511
2 -	1:03.101	***45.802***	***1:48.903*** **(1)**	***72.06***		***10:18:19.414***

P29 10 Robert BEAN Kawasaki ZXR 750 - Mean Green Bean Motorcycles

IDEAL LAP TIME : BEST LAP TIME : DIFFERENCE :

LAP	SECTOR 1	SECTOR 2	LAP TIME	MPH	DIFF	TIME OF DAY
1 -		***49.358***	2:03.818	63.38		10:16:30.718

Weather / Track : Cloudy / Dry

Cadwell Park: 2.1800 miles
Date: 07/07/2024 Start: 10:14 Finish: 10:24

BMCRC - MRO Championships 2024 - Rnd 5 @ Cadwell Park

BMCRC Thunderbike Sport & BMCRC Supertwins

RACE 1 - BEST SECTORS

SECTOR 1

POS	NO	NAME	TIME
1	11	HARVEY	55.797
2	9	WETHERELL	55.937
3	69	RUSSO	57.292
4	32	MORRIS	57.332
5	15	MERCER	57.517
6	17	DOWNES	57.923
7	37	IATRAKIS	59.758
8	3	ARBON	59.814
9	81	MAY	59.867
10	7	TAYLOR	59.992
11	48	WALLIS	1:00.631
12	189	BARAN	1:00.957
13	100	HOWTON	1:01.020
14	5	STONE	1:01.107
15	115	SVENSEN	1:01.181
16	74	BLACK	1:01.531
17	51	BEESLEY	1:01.932
18	293	SMITH	1:02.181
19	122	EGGINTON	1:02.695
20	14	DAVIES	1:02.735
21	75	SVENSEN	1:04.386
22	90	WOLFF	1:04.663
23	402	FARR	1:04.991
24	55	MANSON-CHUBB	1:05.187
25	40	WILKINSON	1:06.214
26	89	SKINNS	1:06.702
27	138	JARMIN	1:06.722
28			
29			

SECTOR 2

NO	NAME	TIME
11	HARVEY	40.515
9	WETHERELL	40.781
17	DOWNES	41.567
32	MORRIS	41.643
15	MERCER	41.777
37	IATRAKIS	42.026
69	RUSSO	42.108
3	ARBON	42.206
7	TAYLOR	42.744
189	BARAN	43.138
48	WALLIS	43.375
81	MAY	43.503
115	SVENSEN	43.719
74	BLACK	43.731
100	HOWTON	44.340
293	SMITH	44.377
402	FARR	44.578
5	STONE	44.789
14	DAVIES	45.222
51	BEESLEY	45.542
122	EGGINTON	45.802
90	WOLFF	46.014
75	SVENSEN	46.272
55	MANSON-CHUBB	46.488
40	WILKINSON	46.904
138	JARMIN	48.196
89	SKINNS	48.449
10	BEAN	49.358

IDEAL / BEST COMPARISON

			IDEAL	BEST	DIFF
		PERFECT LAP	1:36.312		
1	11	HARVEY	1:36.312	1:36.312	0.000
2	9	WETHERELL	1:36.718	1:36.913	0.195
3	32	MORRIS	1:38.975	1:38.975	0.000
4	15	MERCER	1:39.294	1:39.308	0.014
5	69	RUSSO	1:39.400	1:39.527	0.127
6	17	DOWNES	1:39.490	1:39.746	0.256
7	37	IATRAKIS	1:41.784	1:41.907	0.123
8	3	ARBON	1:42.020	1:42.020	0.000
9	7	TAYLOR	1:42.736	1:43.179	0.443
10	81	MAY	1:43.370	1:43.689	0.319
11	48	WALLIS	1:44.006	1:44.142	0.136
12	189	BARAN	1:44.095	1:44.095	0.000
13	115	SVENSEN	1:44.900	1:44.900	0.000
14	74	BLACK	1:45.262	1:46.194	0.932
15	100	HOWTON	1:45.360	1:45.652	0.292
16	5	STONE	1:45.896	1:45.896	0.000
17	293	SMITH	1:46.558	1:46.558	0.000
18	51	BEESLEY	1:47.474	1:48.328	0.854
19	14	DAVIES	1:47.957	1:48.142	0.185
20	122	EGGINTON	1:48.497	1:48.903	0.406
21	402	FARR	1:49.569	1:50.488	0.919
22	75	SVENSEN	1:50.658	1:50.855	0.197
23	90	WOLFF	1:50.677	1:50.735	0.058
24	55	MANSON-CHUBB	1:51.675	1:51.718	0.043
25	40	WILKINSON	1:53.118	1:53.118	0.000
26	138	JARMIN	1:54.918	1:55.078	0.160
27	89	SKINNS	1:55.151	1:55.246	0.095
28	10	BEAN			
29	77	WHITE		1:40.970	

Weather / Track : Cloudy / Dry

Cadwell Park: 2.1800 miles
Date: 07/07/2024 Start: 10:14 Finish: 10:24

Results can be found at www.tsl-timing.com

Printed - 10:29 Sunday, 07 July 2024

BMCRC - MRO Championships 2024 - Rnd 5 @ Cadwell Park

BMCRC Thunderbike Sport & BMCRC Supertwins

RACE 1 - STATISTICS

Competitors Started	29
Planned Start	2024-07-07 @ 09:30:00.000
Actual Start	2024-07-07 @ 10:14:26.899
Finish Time	2024-07-07 @ 10:24:16.375
Track Length	2.1800mi.
Total Laps	161
Total Distance Covered	350.9830mi.

Session Fastest Lap History

NO	CL	NAME	LAP TIME	TIME OF DAY	LAP	VEHICLE
9		**Matt WETHERELL**	**1:37.344**	10:17:47.173	2	Suzuki GSXR 600
9		**Matt WETHERELL**	**1:37.216**	10:19:24.399	3	Suzuki GSXR 600
11		**Josh HARVEY**	**1:36.312**	10:19:24.401	3	Yamaha R6

Session Leader History

NO	CL	NAME	FROM LAP	LAPS LED	DISTANCE	VEHICLE
9		**Matt WETHERELL**	1	3	6.54 miles	Suzuki GSXR 600
11		**Josh HARVEY**	4	2	4.36 miles	Yamaha R6
9		**Matt WETHERELL**	6	1	2.18 miles	Suzuki GSXR 600

Flag History

TYPE	TIME OF DAY
GREEN	10:14:26.899
FINISH	10:24:16.375

Flag Statistics

TYPE	COUNT	TOTAL LAPS	TOTAL TIME
Green	1	6	11:45.633
Red	0	0	0.000
Safety Car	0	0	0.000
FCY	0	0	0.000

BMCRC - MRO Championships 2024 - Rnd 5 @ Cadwell Park

BMCRC Thunderbike Sport & BMCRC Supertwins

RACE 1 - STATISTICS

CLASS : 10 Starters

Fastest Lap History

NO	NAME	LAP TIME	TIME OF DAY	LAP	VEHICLE
9	**Matt WETHERELL**	**1:37.344**	10:17:47.173	2	Suzuki GSXR 600
9	**Matt WETHERELL**	**1:37.216**	10:19:24.399	3	Suzuki GSXR 600
11	**Josh HARVEY**	**1:36.312**	10:19:24.401	3	Yamaha R6

Leader History

NO	NAME	FROM LAP	LAPS LED	DISTANCE	VEHICLE
9	**Matt WETHERELL**	1	3	6.54 miles	Suzuki GSXR 600
11	**Josh HARVEY**	4	2	4.36 miles	Yamaha R6
9	**Matt WETHERELL**	6	1	2.18 miles	Suzuki GSXR 600

Weather / Track : Cloudy / Dry

Cadwell Park: 2.1800 miles
Date: 07/07/2024 Start: 10:14 Finish: 10:24

BMCRC - MRO Championships 2024 - Rnd 5 @ Cadwell Park

BMCRC Thunderbike Sport & BMCRC Supertwins

RACE 1 - STATISTICS

CLASS : R

8 Starters

Fastest Lap History

NO	NAME	LAP TIME	TIME OF DAY	LAP	VEHICLE
7	**Darren TAYLOR**	**1:44.745**	10:18:04.975	2	Kawasaki ZX6R
7	**Darren TAYLOR**	**1:43.464**	10:19:48.441	3	Kawasaki ZX6R
7	**Darren TAYLOR**	**1:43.179**	10:21:31.620	4	Kawasaki ZX6R

Leader History

NO	NAME	FROM LAP	LAPS LED	DISTANCE	VEHICLE
7	**Darren TAYLOR**	1	6	13.08 miles	Kawasaki ZX6R

Weather / Track : Cloudy / Dry

Cadwell Park: 2.1800 miles
Date: 07/07/2024 Start: 10:14 Finish: 10:24

BMCRC - MRO Championships 2024 - Rnd 5 @ Cadwell Park

BMCRC Thunderbike Sport & BMCRC Supertwins

RACE 1 - STATISTICS

CLASS : SUP

11 Starters

Fastest Lap History

NO	NAME	LAP TIME	TIME OF DAY	LAP	VEHICLE
17	**Tommy DOWNES**	**1:39.746**	10:17:51.611	2	Yamaha R7
32	**Martin MORRIS**	**1:39.545**	10:23:12.168	5	Aprillia 660
32	**Martin MORRIS**	**1:38.975**	10:24:51.141	6	Aprillia 660

Leader History

NO	NAME	FROM LAP	LAPS LED	DISTANCE	VEHICLE
17	**Tommy DOWNES**	1	6	13.08 miles	Yamaha R7

Weather / Track : Cloudy / Dry

Cadwell Park: 2.1800 miles
Date: 07/07/2024 Start: 10:14 Finish: 10:24

BMCRC - MRO Championships 2024 - Rnd 5 @ Cadwell Park

BMCRC Thunderbike Sport & BMCRC Supertwins

RACE 12 - GRID (6 Laps)

ROW 11	31	27	Ben BROWN						
ROW 10				28	89	Daryl SKINNS (1:55.246)	29	10	Robert BEAN
	30	33	Mark BISWELL						
ROW 9	25	55	Magnus MANSON-CHUBB (1:51.718)	26	40	Simon WILKINSON (1:53.118)	27	138	Craig JARMIN (1:55.078)
ROW 8				22	402	Kaine FARR (1:50.488)	23	90	Jack WOLFF (1:50.735)
	24	75	Tom SVENSEN (1:50.855)						
ROW 7	19	14	George DAVIES (1:48.142)	20	51	Paul BEESLEY (1:48.328)	21	122	James EGGINTON (1:48.903)
ROW 6				16	5	Logan STONE (1:45.896)	17	74	Daniel BLACK (1:46.194)
	18	293	Leigh SMITH (1:46.558)						
ROW 5	13	48	Shaun WALLIS (1:44.142)	14	115	James SVENSEN (1:44.900)	15	100	Craig HOWTON (1:45.652)
ROW 4				10	7	Darren TAYLOR (1:43.179)	11	81	Malvern MAY (1:43.689)
	12	189	Sebastian BARAN (1:44.095)						
ROW 3	7	77	Joe WHITE (1:40.970)	8	37	Ilias IATRAKIS (1:41.907)	9	3	Oliver ARBON (1:42.020)
ROW 2				4	15	Daniel MERCER (1:39.308)	5	69	Tony RUSSO (1:39.527)
	6	17	Tommy DOWNES (1:39.746)						
ROW 1	1	11	Josh HARVEY (1:36.312) **Pole**	2	9	Matt WETHERELL (1:36.913)	3	32	Martin MORRIS (1:38.975)

These results are provisional until the conclusion of any judicial and technical matters.

Cadwell Park: 2.1800 miles

Clerk Of Course:	Stewards:	Timekeeper: Craig Smith	

Results can be found at www.tsl-timing.com

Printed - 10:32 Sunday, 07 July 2024

BMCRC - MRO Championships 2024 - Rnd 5 @ Cadwell Park

BMCRC Thunderbike Sport & BMCRC Supertwins

RACE 12 - CLASSIFICATION - AMENDED

Race Distance: 5 Laps / 10.90 miles

POS	NO	CL	PIC	NAME	ENTRY	LAPS	TIME	GAP	DIFF	MPH	BEST	ON	GRD	↑↓
1	**11**		1	Josh HARVEY	Yamaha R6 - NR Racing	**5**	9:03.475			72.20	**1:45.426**	5	1	0
2	**9**		2	Matt WETHERELL	Suzuki GSXR 600 - Lamonde Racing	**5**	9:11.279	**7.804**	7.804	71.18	**1:47.660**	4	2	0
3	**15**		3	Daniel MERCER	Yamaha R6 - Merc&Co Racing, Apex2Apex promotions, Ele	**5**	9:13.279	**9.804**	2.000	70.92	**1:48.835**	4	4	1
4	**7**	R	1	Darren TAYLOR	Kawasaki ZX6R - Watton Auto Centre	**5**	9:17.588	**14.113**	4.309	70.37	**1:48.108**	5	10	6
5	**69**		4	Tony RUSSO	Yamaha R6 - Wymark Lubricants	**5**	9:18.219	**14.744**	0.631	70.29	**1:47.641**	5	5	0
6	**77**		5	Joe WHITE	Suzuki GSXR 600 - The Race Shack /Just In Graphics	**5**	9:18.931	**15.456**	0.712	70.20	**1:49.173**	5	7	1
7	**37***	SUP	1	Ilias IATRAKIS	Aprilia RS660 -	**5**	9:19.549	**16.074**	0.618	70.12	**1:49.157**	5	8	1
8	**5**	R	2	Logan STONE	Yamaha R6 -	**5**	9:24.124	**20.649**	4.575	69.55	**1:50.168**	3	16	8
9	**100**	SUP	2	Craig HOWTON	Kawasaki ER6N - ME	**5**	9:25.299	**21.824**	1.175	69.41	**1:49.695**	5	15	6
10	**48**		6	Shaun WALLIS	Yamaha R6 - MBC Despatch Racing	**5**	9:25.408	**21.933**	0.109	69.40	**1:49.639**	5	13	3
11	**74**	SUP	3	Daniel BLACK	Suzukis SV650 - DAD	**5**	9:28.340	**24.865**	2.932	69.04	**1:51.370**	3	17	6
12	**10**		7	Robert BEAN	Kawasaki ZXR 750 - Mean Green Bean Motorcycles	**5**	9:43.750	**40.275**	15.410	67.22	**1:53.361**	3	29	17
13	**51**		8	Paul BEESLEY	Yamaha R6 -	**5**	9:44.577	**41.102**	0.827	67.12	**1:52.782**	5	20	7
14	**402**	R	3	Kaine FARR	Suzuki GSXR - The Elms B&B Snetterton	**5**	9:54.705	**51.230**	10.128	65.98	**1:52.815**	5	22	8
15	**55**	R	4	Magnus MANSON-CHUBB	Kawasaki ZXR400L -	**5**	9:56.786	**53.311**	2.081	65.75	**1:54.924**	5	25	10
16	**75**	R	5	Tom SVENSEN	Suzuki SV650 - Team TSR - HCL Car sales	**5**	9:57.987	**54.512**	1.201	65.62	**1:53.392**	5	24	8
17	**40**	SUP	4	Simon WILKINSON	Suzuki SV650 -	**5**	10:01.517	**58.042**	3.530	65.23	**1:56.241**	4	26	9
18	**14**	R	6	George DAVIES	Suzuki SV650 - Little T's Childcare , JClay Fitness	**5**	10:02.422	**58.947**	0.905	65.13	**1:57.532**	4	19	1
19	**89**	R	7	Daryl SKINNS	Suzuki GSXR 750 - Indoor Climate Systems UK LTD	**5**	10:46.628	**1:43.153**	44.206	60.68	**2:06.668**	4	28	9

NOT CLASSIFIED

DNF	**90**			Jack WOLFF	Yamaha R6 -	**2**	4:09.793	**3 Laps**	3 Laps	62.83	**2:00.928**	2	23	
DNF	**293**			Leigh SMITH	Suzuki SV650 - Smiths Mechanical Support Ltd, Lamonde A	**2**	4:19.281	**3 Laps**	9.488	60.53	**2:05.444**	2	18	
DNF	**81**	SUP		Malvern MAY	Aprilia RS660 - IMP racing	**1**	2:05.637	**4 Laps**	1 Lap	62.46			11	

NOT STARTED

NS	**189**	SUP		Sebastian BARAN	Suzuki SV650 -								12	

FASTEST LAP

11		Josh HARVEY	Yamaha R6 - NR Racing	**5**	1:45.426	74.44 mph	119.80 kph
7	R	Darren TAYLOR	Kawasaki ZX6R - Watton Auto Centre	**5**	1:48.108	72.59 mph	116.82 kph
37	SUP	Ilias IATRAKIS	Aprilia RS660 -	**5**	1:49.157	71.89 mph	115.70 kph

Comments:
*** No. 37 - 10 second penalty rescinded**
Class - 92.5% of Race Speed = 66.78 mph
Class R - 92.5% of Race Speed = 65.09 mph
Class SUP - 92.5% of Race Speed = 64.86 mph

Weather / Track : Cloudy / Wet
These results are provisional until the conclusion of any judicial and technical matters.

Date: 07/07/2024 Start: 15:25 Finish: 15:34
Cadwell Park: 2.1800 miles

Clerk Of Course:	Stewards:	Timekeeper: Craig Smith	

Results can be found at www.tsl-timing.com

Printed - 16:06 Sunday, 07 July 2024

BMCRC - MRO Championships 2024 - Rnd 5 @ Cadwell Park

BMCRC Thunderbike Sport & BMCRC Supertwins

RACE 12 - LAP CHART

LAP 1 @ 15:27:35.519

NO	BEHIND	LAP TIME
9		1:54.198
11	1.490	1:55.688
15	2.332	1:56.530
7	3.017	1:57.215
37	4.427	1:58.625
77	4.664	1:58.862
100	5.793	1:59.991
69	5.981	2:00.179
5	6.931	2:01.129
48	7.048	2:01.246
74	7.732	2:01.930
81	11.439	2:05.637
10	13.300	2:07.498
14	13.865	2:08.063
90	14.667	2:08.865
51	15.140	2:09.338
75	15.585	2:09.783
402	15.869	2:10.067
55	16.037	2:10.235
40	17.259	2:11.457
293	19.639	2:13.837
89	22.245	2:16.443

LAP 2 @ 15:29:24.527

NO	BEHIND	LAP TIME
9		1:49.008
11	0.658	1:48.176
15	2.583	1:49.259
7	5.088	1:51.079
37	5.596	1:50.177
77	6.298	1:50.642
69	8.543	1:51.570
100	8.979	1:52.194
5	9.063	1:51.140
48	9.292	1:51.252
74	10.334	1:51.610
10	17.961	1:53.669
51	21.716	1:55.584
14	24.198	1:59.341
55	24.279	1:57.250
402	26.545	1:59.684
90	26.587	2:00.928
75	27.100	2:00.523
40	27.556	1:59.305
293	36.075	2:05.444
89	41.880	2:08.643

LAP 3 @ 15:31:13.191

NO	BEHIND	LAP TIME
9		1:48.664
11	0.426	1:48.432
15	2.923	1:49.004
7	8.100	1:51.676
37	8.274	1:51.342
77	8.450	1:50.816
69	9.026	1:49.147
5	10.567	1:50.168
48	12.477	1:51.849
100	12.562	1:52.247
74	13.040	1:51.370
10	22.658	1:53.361
51	26.367	1:53.315
55	32.972	1:57.357
402	34.163	1:56.282
14	34.514	1:58.980
40	36.334	1:57.442
75	36.528	1:58.092
89	1:01.173	2:07.957

LAP 4 @ 15:32:59.370

NO	BEHIND	LAP TIME
11		1:45.753
9	1.481	1:47.660
15	5.579	1:48.835
7	11.431	1:49.510
77	11.709	1:49.438
37	12.343	1:50.248
69	12.529	1:49.682
5	15.383	1:50.995
100	17.555	1:51.172
48	17.720	1:51.422
74	18.278	1:51.417
10	29.852	1:53.373
51	33.746	1:53.558
55	43.813	1:57.020
402	43.841	1:55.857
14	45.867	1:57.532
40	46.396	1:56.241
75	46.546	1:56.197
89	1:21.662	2:06.668

LAP 5 @ 15:34:44.796

NO	BEHIND	LAP TIME
11		1:45.426
9	7.804	1:51.749
15	9.804	1:49.651
7	14.113	1:48.108
69	14.744	1:47.641
77	15.456	1:49.173
37	16.074	1:49.157
5	20.649	1:50.692
100	21.824	1:49.695
48	21.933	1:49.639
74	24.865	1:52.013
10	40.275	1:55.849
51	41.102	1:52.782
402	51.230	1:52.815
55	53.311	1:54.924
75	54.512	1:53.392
40	58.042	1:57.072
14	58.947	1:58.506
89	1:43.153	2:06.917

Weather / Track : Cloudy / Wet

Cadwell Park: 2.1800 miles
Date: 07/07/2024 Start: 15:25 Finish: 15:34

Results can be found at www.tsl-timing.com

Printed - 15:36 Sunday, 07 July 2024

BMCRC - MRO Championships 2024 - Rnd 5 @ Cadwell Park

BMCRC Thunderbike Sport & BMCRC Supertwins

RACE 12 - POSITION CHART

No	Name	Lap Pos	1	2	3	4	5
11	HARVEY	1	9	9	9	11	11
9	WETHERELL	2	11	11	11	9	9
15	MERCER	3	15	15	15	15	15
69	RUSSO	4	7	7	7	7	7
77	WHITE	5	37	37	37	77	69
37	IATRAKIS	6	77	77	77	37	77
7	TAYLOR	7	100	69	69	69	37
81	MAY	8	69	100	5	5	5
189	BARAN	9	5	5	48	100	100
48	WALLIS	10	48	48	100	48	48
100	HOWTON	11	74	74	74	74	74
5	STONE	12	81	10	10	10	10
74	BLACK	13	10	51	51	51	51
293	SMITH	14	14	14	55	55	402
14	DAVIES	15	90	55	402	402	55
51	BEESLEY	16	51	402	14	14	75
402	FARR	17	75	90	40	40	40
90	WOLFF	18	402	75	75	75	14
75	SVENSEN	19	55	40	89	89	89
55	MANSON-CHUBB	20	40	293			
40	WILKINSON	21	293	89			
89	SKINNS	22	89				
10	BEAN	23					

Weather / Track : Cloudy / Wet

Cadwell Park: 2.1800 miles
Date: 07/07/2024 Start: 15:25 Finish: 15:34

Results can be found at www.tsl-timing.com

Printed - 15:36 Sunday, 07 July 2024

BMCRC - MRO Championships 2024 - Rnd 5 @ Cadwell Park

BMCRC Thunderbike Sport & BMCRC Supertwins

RACE 12 - SECTOR ANALYSIS

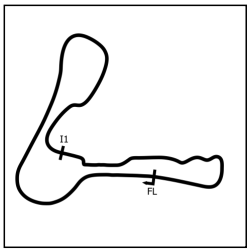

SECTOR 1 = FL to I1, SECTOR 2 = I1 to FL, DIFF = Difference To Personal Best Lap, P = Crossed Finish Line in Pit Lane, D = Time Disallowed

P1 11 Josh HARVEY — Yamaha R6 - NR Racing

IDEAL LAP TIME : 1:45.426 BEST LAP TIME : 1:45.426 DIFFERENCE : 0.000

LAP	SECTOR 1	SECTOR 2	LAP TIME		MPH	DIFF	TIME OF DAY
1 -		47.641	1:55.688		67.83	10.262	15:27:37.009
2 -	1:02.063	46.113	1:48.176	(3)	72.54	2.750	15:29:25.185
3 -	1:02.296	46.136	1:48.432		72.37	3.006	15:31:13.617
4 -	1:00.394	45.359	1:45.753	(2)	74.21	0.327	15:32:59.370
5 -	***1:00.213***	***45.213***	***1:45.426***	**(1)**	***74.44***		***15:34:44.796***

P2 9 Matt WETHERELL — Suzuki GSXR 600 - Lamonde Racing

IDEAL LAP TIME : 1:47.660 BEST LAP TIME : 1:47.660 DIFFERENCE : 0.000

LAP	SECTOR 1	SECTOR 2	LAP TIME		MPH	DIFF	TIME OF DAY
1 -		46.895	1:54.198		68.72	6.538	15:27:35.519
2 -	1:02.879	46.129	1:49.008	(3)	71.99	1.348	15:29:24.527
3 -	1:02.427	46.237	1:48.664	(2)	72.22	1.004	15:31:13.191
4 -	***1:01.896***	***45.764***	***1:47.660***	**(1)**	***72.89***		***15:33:00.851***
5 -	1:03.177	48.572	1:51.749		70.22	4.089	15:34:52.600

P3 15 Daniel MERCER — Yamaha R6 - Merc&Co Racing, Apex2Apex promotions, Electric

IDEAL LAP TIME : BEST LAP TIME : 1:48.835 DIFFERENCE :

LAP	SECTOR 1	SECTOR 2	LAP TIME		MPH	DIFF	TIME OF DAY
1 -			1:56.530		67.34	7.695	15:27:37.851
2 -			1:49.259	(3)	71.82	0.424	15:29:27.110
3 -			1:49.004	(2)	71.99	0.169	15:31:16.114
4 -			***1:48.835***	**(1)**	***72.10***		***15:33:04.949***
5 -			1:49.651		71.57	0.816	15:34:54.600

P4 7 R Darren TAYLOR — Kawasaki ZX6R - Watton Auto Centre

IDEAL LAP TIME : 1:48.108 BEST LAP TIME : 1:48.108 DIFFERENCE : 0.000

LAP	SECTOR 1	SECTOR 2	LAP TIME		MPH	DIFF	TIME OF DAY
1 -		47.030	1:57.215		66.95	9.107	15:27:38.536
2 -	1:04.450	46.629	1:51.079	(3)	70.65	2.971	15:29:29.615
3 -	1:05.097	46.579	1:51.676		70.27	3.568	15:31:21.291
4 -	1:03.838	45.672	1:49.510	(2)	71.66	1.402	15:33:10.801
5 -	***1:02.765***	***45.343***	***1:48.108***	**(1)**	***72.59***		***15:34:58.909***

P5 69 Tony RUSSO — Yamaha R6 - Wymark Lubricants

IDEAL LAP TIME : 1:47.641 BEST LAP TIME : 1:47.641 DIFFERENCE : 0.000

LAP	SECTOR 1	SECTOR 2	LAP TIME		MPH	DIFF	TIME OF DAY
1 -		48.139	2:00.179		65.30	12.538	15:27:41.500
2 -	1:03.985	47.585	1:51.570		70.34	3.929	15:29:33.070
3 -	1:02.959	46.188	1:49.147	(2)	71.90	1.506	15:31:22.217
4 -	1:04.100	45.582	1:49.682	(3)	71.55	2.041	15:33:11.899
5 -	***1:02.247***	***45.394***	***1:47.641***	**(1)**	***72.90***		***15:34:59.540***

P6 77 Joe WHITE — Suzuki GSXR 600 - The Race Shack /Just In Graphics

IDEAL LAP TIME : 1:48.694 BEST LAP TIME : 1:49.173 DIFFERENCE : 0.479

LAP	SECTOR 1	SECTOR 2	LAP TIME		MPH	DIFF	TIME OF DAY
1 -		48.075	1:58.862		66.02	9.689	15:27:40.183
2 -	1:04.169	46.473	1:50.642	(3)	70.93	1.469	15:29:30.825
3 -	1:04.635	46.181	1:50.816		70.82	1.643	15:31:21.641
4 -	1:03.888	***45.550***	1:49.438	(2)	71.71	0.265	15:33:11.079
5 -	***1:03.144***	46.029	***1:49.173***	**(1)**	***71.88***		***15:35:00.252***

Weather / Track : Cloudy / Wet

Cadwell Park: 2.1800 miles
Date: 07/07/2024 Start: 15:25 Finish: 15:34

BMCRC - MRO Championships 2024 - Rnd 5 @ Cadwell Park

BMCRC Thunderbike Sport & BMCRC Supertwins

RACE 12 - SECTOR ANALYSIS

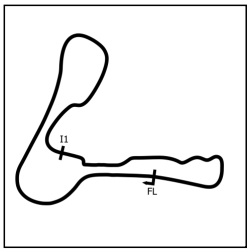

SECTOR 1 = FL to I1, SECTOR 2 = I1 to FL, DIFF = Difference To Personal Best Lap, P = Crossed Finish Line in Pit Lane, D = Time Disallowed

P7 5 R Logan STONE Yamaha R6 -

IDEAL LAP TIME : 1:50.168 BEST LAP TIME : 1:50.168 DIFFERENCE : 0.000

LAP	SECTOR 1	SECTOR 2	LAP TIME	MPH	DIFF	TIME OF DAY
1 -		48.465	2:01.129	64.79	10.961	15:27:42.450
2 -	1:03.752	47.388	1:51.140	70.61	0.972	15:29:33.590
3 -	***1:03.621***	***46.547***	***1:50.168 (1)***	***71.23***		***15:31:23.758***
4 -	1:04.095	46.900	1:50.995 (3)	70.70	0.827	15:33:14.753
5 -	1:04.130	46.562	1:50.692 (2)	70.90	0.524	15:35:05.445

P8 100 SUP Craig HOWTON Kawasaki ER6N - ME

IDEAL LAP TIME : 1:49.695 BEST LAP TIME : 1:49.695 DIFFERENCE : 0.000

LAP	SECTOR 1	SECTOR 2	LAP TIME	MPH	DIFF	TIME OF DAY
1 -		48.688	1:59.991	65.40	10.296	15:27:41.312
2 -	1:03.674	48.520	1:52.194 (3)	69.95	2.499	15:29:33.506
3 -	1:03.986	48.261	1:52.247	69.91	2.552	15:31:25.753
4 -	1:03.750	47.422	1:51.172 (2)	70.59	1.477	15:33:16.925
5 -	***1:02.428***	***47.267***	***1:49.695 (1)***	***71.54***		***15:35:06.620***

P9 48 Shaun WALLIS Yamaha R6 - MBC Despatch Racing

IDEAL LAP TIME : 1:49.639 BEST LAP TIME : 1:49.639 DIFFERENCE : 0.000

LAP	SECTOR 1	SECTOR 2	LAP TIME	MPH	DIFF	TIME OF DAY
1 -		48.403	2:01.246	64.72	11.607	15:27:42.567
2 -	1:03.979	47.273	1:51.252 (2)	70.54	1.613	15:29:33.819
3 -	1:04.810	47.039	1:51.849	70.16	2.210	15:31:25.668
4 -	1:04.498	46.924	1:51.422 (3)	70.43	1.783	15:33:17.090
5 -	***1:03.273***	***46.366***	***1:49.639 (1)***	***71.58***		***15:35:06.729***

P10 74 SUP Daniel BLACK Suzukis SV650 - DAD

IDEAL LAP TIME : 1:50.841 BEST LAP TIME : 1:51.370 DIFFERENCE : 0.529

LAP	SECTOR 1	SECTOR 2	LAP TIME	MPH	DIFF	TIME OF DAY
1 -		48.703	2:01.930	64.36	10.560	15:27:43.251
2 -	1:04.983	***46.627***	1:51.610 (3)	70.31	0.240	15:29:34.861
3 -	***1:04.214***	47.156	***1:51.370 (1)***	***70.46***		***15:31:26.231***
4 -	1:04.624	46.793	1:51.417 (2)	70.43	0.047	15:33:17.648
5 -	1:05.031	46.982	1:52.013	70.06	0.643	15:35:09.661

P11 37 SUP Ilias IATRAKIS Aprilia RS660 -

IDEAL LAP TIME : 1:48.768 BEST LAP TIME : 1:49.157 DIFFERENCE : 0.389

LAP	SECTOR 1	SECTOR 2	LAP TIME	MPH	DIFF	TIME OF DAY
1 -		47.774	1:58.625	66.15	9.468	15:27:39.946
2 -	1:03.749	46.428	1:50.177 (2)	71.23	1.020	15:29:30.123
3 -	1:04.751	46.591	1:51.342	70.48	2.185	15:31:21.465
4 -	1:04.515	***45.733***	1:50.248 (3)	71.18	1.091	15:33:11.713
5 -	***1:03.035***	46.122	***1:49.157 (1)***	***71.89***		***15:35:00.870***

P12 10 Robert BEAN Kawasaki ZXR 750 - Mean Green Bean Motorcycles

IDEAL LAP TIME : 1:53.305 BEST LAP TIME : 1:53.361 DIFFERENCE : 0.056

LAP	SECTOR 1	SECTOR 2	LAP TIME	MPH	DIFF	TIME OF DAY
1 -		50.760	2:07.498	61.55	14.137	15:27:48.819
2 -	1:05.350	***48.319***	1:53.669 (3)	69.04	0.308	15:29:42.488
3 -	***1:04.986***	48.375	***1:53.361 (1)***	***69.23***		***15:31:35.849***
4 -	1:04.996	48.377	1:53.373 (2)	69.22	0.012	15:33:29.222
5 -	1:06.526	49.323	1:55.849	67.74	2.488	15:35:25.071

Weather / Track : Cloudy / Wet

Cadwell Park: 2.1800 miles
Date: 07/07/2024 Start: 15:25 Finish: 15:34

BMCRC - MRO Championships 2024 - Rnd 5 @ Cadwell Park

BMCRC Thunderbike Sport & BMCRC Supertwins

RACE 12 - SECTOR ANALYSIS

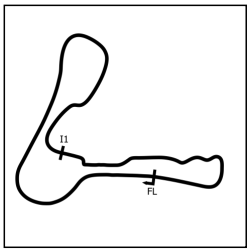

SECTOR 1 = FL to I1, SECTOR 2 = I1 to FL, DIFF = Difference To Personal Best Lap, P = Crossed Finish Line in Pit Lane, D = Time Disallowed

P13 51 Paul BEESLEY Yamaha R6 -

IDEAL LAP TIME : 1:52.273 BEST LAP TIME : 1:52.782 DIFFERENCE : 0.509

LAP	SECTOR 1	SECTOR 2	LAP TIME	MPH	DIFF	TIME OF DAY
1 -		51.361	2:09.338	60.67	16.556	15:27:50.659
2 -	1:06.125	49.459	1:55.584	67.89	2.802	15:29:46.243
3 -	1:04.652	48.663	1:53.315 **(2)**	69.25	0.533	15:31:39.558
4 -	1:05.116	***48.442***	1:53.558 **(3)**	69.11	0.776	15:33:33.116
5 -	***1:03.831***	48.951	***1:52.782*** **(1)**	***69.58***		***15:35:25.898***

P14 402 R Kaine FARR Suzuki GSXR - The Elms B&B Snetterton

IDEAL LAP TIME : 1:52.815 BEST LAP TIME : 1:52.815 DIFFERENCE : 0.000

LAP	SECTOR 1	SECTOR 2	LAP TIME	MPH	DIFF	TIME OF DAY
1 -		50.447	2:10.067	60.33	17.252	15:27:51.388
2 -	1:09.232	50.452	1:59.684	65.57	6.869	15:29:51.072
3 -	1:07.349	48.933	1:56.282 **(3)**	67.49	3.467	15:31:47.354
4 -	1:07.579	48.278	1:55.857 **(2)**	67.73	3.042	15:33:43.211
5 -	***1:06.072***	***46.743***	***1:52.815*** **(1)**	***69.56***		***15:35:36.026***

P15 55 R Magnus MANSON-CHUBB Kawasaki ZXR400L -

IDEAL LAP TIME : 1:54.924 BEST LAP TIME : 1:54.924 DIFFERENCE : 0.000

LAP	SECTOR 1	SECTOR 2	LAP TIME	MPH	DIFF	TIME OF DAY
1 -		51.879	2:10.235	60.26	15.311	15:27:51.556
2 -	1:07.635	49.615	1:57.250 **(3)**	66.93	2.326	15:29:48.806
3 -	1:07.579	49.778	1:57.357	66.87	2.433	15:31:46.163
4 -	1:07.491	49.529	1:57.020 **(2)**	67.06	2.096	15:33:43.183
5 -	***1:06.694***	***48.230***	***1:54.924*** **(1)**	***68.28***		***15:35:38.107***

P16 75 R Tom SVENSEN Suzuki SV650 - Team TSR - HCL Car sales

IDEAL LAP TIME : 1:53.392 BEST LAP TIME : 1:53.392 DIFFERENCE : 0.000

LAP	SECTOR 1	SECTOR 2	LAP TIME	MPH	DIFF	TIME OF DAY
1 -		51.310	2:09.783	60.47	16.391	15:27:51.104
2 -	1:09.669	50.854	2:00.523	65.11	7.131	15:29:51.627
3 -	1:08.907	49.185	1:58.092 **(3)**	66.45	4.700	15:31:49.719
4 -	1:06.999	49.198	1:56.197 **(2)**	67.54	2.805	15:33:45.916
5 -	***1:06.362***	***47.030***	***1:53.392*** **(1)**	***69.21***		***15:35:39.308***

P17 40 SUP Simon WILKINSON Suzuki SV650 -

IDEAL LAP TIME : 1:56.241 BEST LAP TIME : 1:56.241 DIFFERENCE : 0.000

LAP	SECTOR 1	SECTOR 2	LAP TIME	MPH	DIFF	TIME OF DAY
1 -		52.041	2:11.457	59.70	15.216	15:27:52.778
2 -	1:08.788	50.517	1:59.305	65.78	3.064	15:29:52.083
3 -	1:07.560	49.882	1:57.442 **(3)**	66.82	1.201	15:31:49.525
4 -	***1:06.957***	***49.284***	***1:56.241*** **(1)**	***67.51***		***15:33:45.766***
5 -	1:07.040	50.032	1:57.072 **(2)**	67.03	0.831	15:35:42.838

P18 14 R George DAVIES Suzuki SV650 - Little T's Childcare , JClay Fitness

IDEAL LAP TIME : 1:57.532 BEST LAP TIME : 1:57.532 DIFFERENCE : 0.000

LAP	SECTOR 1	SECTOR 2	LAP TIME	MPH	DIFF	TIME OF DAY
1 -		51.737	2:08.063	61.28	10.531	15:27:49.384
2 -	1:08.585	50.756	1:59.341	65.76	1.809	15:29:48.725
3 -	1:08.182	50.798	1:58.980 **(3)**	65.96	1.448	15:31:47.705
4 -	***1:07.538***	***49.994***	***1:57.532*** **(1)**	***66.77***		***15:33:45.237***
5 -	1:08.243	50.263	1:58.506 **(2)**	66.22	0.974	15:35:43.743

Weather / Track : Cloudy / Wet

Cadwell Park: 2.1800 miles
Date: 07/07/2024 Start: 15:25 Finish: 15:34

BMCRC - MRO Championships 2024 - Rnd 5 @ Cadwell Park

BMCRC Thunderbike Sport & BMCRC Supertwins

RACE 12 - SECTOR ANALYSIS

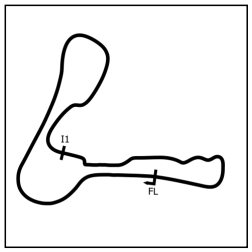

SECTOR 1 = FL to I1, SECTOR 2 = I1 to FL, DIFF = Difference To Personal Best Lap, P = Crossed Finish Line in Pit Lane, D = Time Disallowed

P19 89 R Daryl SKINNS Suzuki GSXR 750 - Indoor Climate Systems UK LTD

IDEAL LAP TIME : 2:06.281 BEST LAP TIME : 2:06.668 DIFFERENCE : 0.387

LAP	SECTOR 1	SECTOR 2	LAP TIME	MPH	DIFF	TIME OF DAY
1 -		54.105	2:16.443	57.51	9.775	15:27:57.764
2 -	1:13.686	54.957	2:08.643	61.00	1.975	15:30:06.407
3 -	1:14.237	***53.720***	2:07.957 **(3)**	61.33	1.289	15:32:14.364
4 -	1:12.945	53.723	***2:06.668*** **(1)**	***61.95***		***15:34:21.032***
5 -	***1:12.561***	54.356	2:06.917 **(2)**	61.83	0.249	15:36:27.949

P20 90 Jack WOLFF Yamaha R6 -

IDEAL LAP TIME : 2:00.928 BEST LAP TIME : 2:00.928 DIFFERENCE : 0.000

LAP	SECTOR 1	SECTOR 2	LAP TIME	MPH	DIFF	TIME OF DAY
1 -		51.338	2:08.865	60.90	7.937	15:27:50.186
2 -	***1:09.874***	***51.054***	***2:00.928*** **(1)**	***64.89***		***15:29:51.114***

P21 293 Leigh SMITH Suzuki SV650 - Smiths Mechanical Support Ltd, Lamonde Autor

IDEAL LAP TIME : 2:05.326 BEST LAP TIME : 2:05.444 DIFFERENCE : 0.118

LAP	SECTOR 1	SECTOR 2	LAP TIME	MPH	DIFF	TIME OF DAY
1 -		***52.391***	2:13.837	58.63	8.393	15:27:55.158
2 -	***1:12.935***	52.509	***2:05.444*** **(1)**	***62.56***		***15:30:00.602***

P22 81 SUP Malvern MAY Aprilia RS660 - IMP racing

IDEAL LAP TIME : BEST LAP TIME : DIFFERENCE :

LAP	SECTOR 1	SECTOR 2	LAP TIME	MPH	DIFF	TIME OF DAY
1 -		***49.285***	2:05.637	62.46		15:27:46.958

BMCRC - MRO Championships 2024 - Rnd 5 @ Cadwell Park

BMCRC Thunderbike Sport & BMCRC Supertwins

RACE 12 - BEST SECTORS

SECTOR 1				SECTOR 2			IDEAL / BEST COMPARISON					
POS	NO	NAME	TIME	NO	NAME	TIME	POS	NO	NAME	IDEAL	BEST	DIFF
									PERFECT LAP	1:45.426		
1	11	HARVEY	1:00.213	11	HARVEY	45.213	1	11	HARVEY	1:45.426	1:45.426	0.000
2	9	WETHERELL	1:01.896	7	TAYLOR	45.343	2	69	RUSSO	1:47.641	1:47.641	0.000
3	69	RUSSO	1:02.247	69	RUSSO	45.394	3	9	WETHERELL	1:47.660	1:47.660	0.000
4	100	HOWTON	1:02.428	77	WHITE	45.550	4	7	TAYLOR	1:48.108	1:48.108	0.000
5	7	TAYLOR	1:02.765	37	IATRAKIS	45.733	5	77	WHITE	1:48.694	1:49.173	0.479
6	37	IATRAKIS	1:03.035	9	WETHERELL	45.764	6	37	IATRAKIS	1:48.768	1:49.157	0.389
7	77	WHITE	1:03.144	48	WALLIS	46.366	7	48	WALLIS	1:49.639	1:49.639	0.000
8	48	WALLIS	1:03.273	5	STONE	46.547	8	100	HOWTON	1:49.695	1:49.695	0.000
9	5	STONE	1:03.621	74	BLACK	46.627	9	5	STONE	1:50.168	1:50.168	0.000
10	51	BEESLEY	1:03.831	402	FARR	46.743	10	74	BLACK	1:50.841	1:51.370	0.529
11	74	BLACK	1:04.214	75	SVENSEN	47.030	11	51	BEESLEY	1:52.273	1:52.782	0.509
12	10	BEAN	1:04.986	100	HOWTON	47.267	12	402	FARR	1:52.815	1:52.815	0.000
13	402	FARR	1:06.072	55	MANSON-CHUBB	48.230	13	10	BEAN	1:53.305	1:53.361	0.056
14	75	SVENSEN	1:06.362	10	BEAN	48.319	14	75	SVENSEN	1:53.392	1:53.392	0.000
15	55	MANSON-CHUBB	1:06.694	51	BEESLEY	48.442	15	55	MANSON-CHUBB	1:54.924	1:54.924	0.000
16	40	WILKINSON	1:06.957	40	WILKINSON	49.284	16	40	WILKINSON	1:56.241	1:56.241	0.000
17	14	DAVIES	1:07.538	81	MAY	49.285	17	14	DAVIES	1:57.532	1:57.532	0.000
18	90	WOLFF	1:09.874	14	DAVIES	49.994	18	90	WOLFF	2:00.928	2:00.928	0.000
19	89	SKINNS	1:12.561	90	WOLFF	51.054	19	293	SMITH	2:05.326	2:05.444	0.118
20	293	SMITH	1:12.935	293	SMITH	52.391	20	89	SKINNS	2:06.281	2:06.668	0.387
21				89	SKINNS	53.720	21	81	MAY			
22							22	15	MERCER		1:48.835	

Weather / Track : Cloudy / Wet

Cadwell Park: 2.1800 miles
Date: 07/07/2024 Start: 15:25 Finish: 15:34

Results can be found at www.tsl-timing.com

Printed - 15:36 Sunday, 07 July 2024

BMCRC - MRO Championships 2024 - Rnd 5 @ Cadwell Park

BMCRC Thunderbike Sport & BMCRC Supertwins

RACE 12 - STATISTICS

Competitors Started	22
Planned Start	2024-07-07 @ 14:40:00.000
Actual Start	2024-07-07 @ 15:25:41.320
Finish Time	2024-07-07 @ 15:34:44.795
Track Length	2.1800mi.
Total Laps	100
Total Distance Covered	218.0018mi.

Session Fastest Lap History

NO	CL	NAME	LAP TIME	TIME OF DAY	LAP	VEHICLE
9		**Matt WETHERELL**	**1:49.008**	15:29:24.540	2	Suzuki GSXR 600
11		**Josh HARVEY**	**1:48.176**	15:29:25.209	2	Yamaha R6
11		**Josh HARVEY**	**1:45.753**	15:32:59.395	4	Yamaha R6
11		**Josh HARVEY**	**1:45.426**	15:34:44.821	5	Yamaha R6

Session Leader History

NO	CL	NAME	FROM LAP	LAPS LED	DISTANCE	VEHICLE
9		**Matt WETHERELL**	1	3	6.54 miles	Suzuki GSXR 600
11		**Josh HARVEY**	4	2	4.36 miles	Yamaha R6

Flag History

TYPE	TIME OF DAY
GREEN	15:25:41.320
FINISH	15:34:44.795

Flag Statistics

TYPE	COUNT	TOTAL LAPS	TOTAL TIME
Green	1	5	10:52.274
Red	0	0	0.000
Safety Car	0	0	0.000
FCY	0	0	0.000

Weather / Track : Cloudy / Wet

Cadwell Park: 2.1800 miles
Date: 07/07/2024 Start: 15:25 Finish: 15:34

BMCRC - MRO Championships 2024 - Rnd 5 @ Cadwell Park

BMCRC Thunderbike Sport & BMCRC Supertwins

RACE 12 - STATISTICS

CLASS : 10 Starters

Fastest Lap History

NO	NAME	LAP TIME	TIME OF DAY	LAP	VEHICLE
9	**Matt WETHERELL**	**1:49.008**	15:29:24.540	2	Suzuki GSXR 600
11	**Josh HARVEY**	**1:48.176**	15:29:25.209	2	Yamaha R6
11	**Josh HARVEY**	**1:45.753**	15:32:59.395	4	Yamaha R6
11	**Josh HARVEY**	**1:45.426**	15:34:44.821	5	Yamaha R6

Leader History

NO	NAME	FROM LAP	LAPS LED	DISTANCE	VEHICLE
9	**Matt WETHERELL**	1	3	6.54 miles	Suzuki GSXR 600
11	**Josh HARVEY**	4	2	4.36 miles	Yamaha R6

BMCRC - MRO Championships 2024 - Rnd 5 @ Cadwell Park

BMCRC Thunderbike Sport & BMCRC Supertwins

RACE 12 - STATISTICS

CLASS : R

7 Starters

Fastest Lap History

NO	NAME	LAP TIME	TIME OF DAY	LAP	VEHICLE
7	**Darren TAYLOR**	**1:51.079**	15:29:29.642	2	Kawasaki ZX6R
5	**Logan STONE**	**1:50.168**	15:31:23.769	3	Yamaha R6
7	**Darren TAYLOR**	**1:49.510**	15:33:10.828	4	Kawasaki ZX6R
7	**Darren TAYLOR**	**1:48.108**	15:34:58.937	5	Kawasaki ZX6R

Leader History

NO	NAME	FROM LAP	LAPS LED	DISTANCE	VEHICLE
7	**Darren TAYLOR**	1	5	10.90 miles	Kawasaki ZX6R

Weather / Track : Cloudy / Wet

Cadwell Park: 2.1800 miles
Date: 07/07/2024 Start: 15:25 Finish: 15:34

BMCRC - MRO Championships 2024 - Rnd 5 @ Cadwell Park

BMCRC Thunderbike Sport & BMCRC Supertwins

RACE 12 - STATISTICS

CLASS : SUP

5 Starters

Fastest Lap History

NO	NAME	LAP TIME	TIME OF DAY	LAP	VEHICLE
37	**Ilias IATRAKIS**	**1:50.177**	15:29:30.133	2	Aprilia RS660
37	**Ilias IATRAKIS**	**1:49.157**	15:35:00.880	5	Aprilia RS660

Leader History

NO	NAME	FROM LAP	LAPS LED	DISTANCE	VEHICLE
37	**Ilias IATRAKIS**	1	5	10.90 miles	Aprilia RS660

Weather / Track : Cloudy / Wet

Cadwell Park: 2.1800 miles
Date: 07/07/2024 Start: 15:25 Finish: 15:34

DFDS YAMAHA PAST MASTERS

BMCRC-MRO Championships - Round 5

Cadwell Park

6th / 7th July 2024

Timing & Results Provided by Timing Solutions Ltd

www.tsl-timing.com

Cadwell Park Circuit

Louth, Lincolnshire, UK

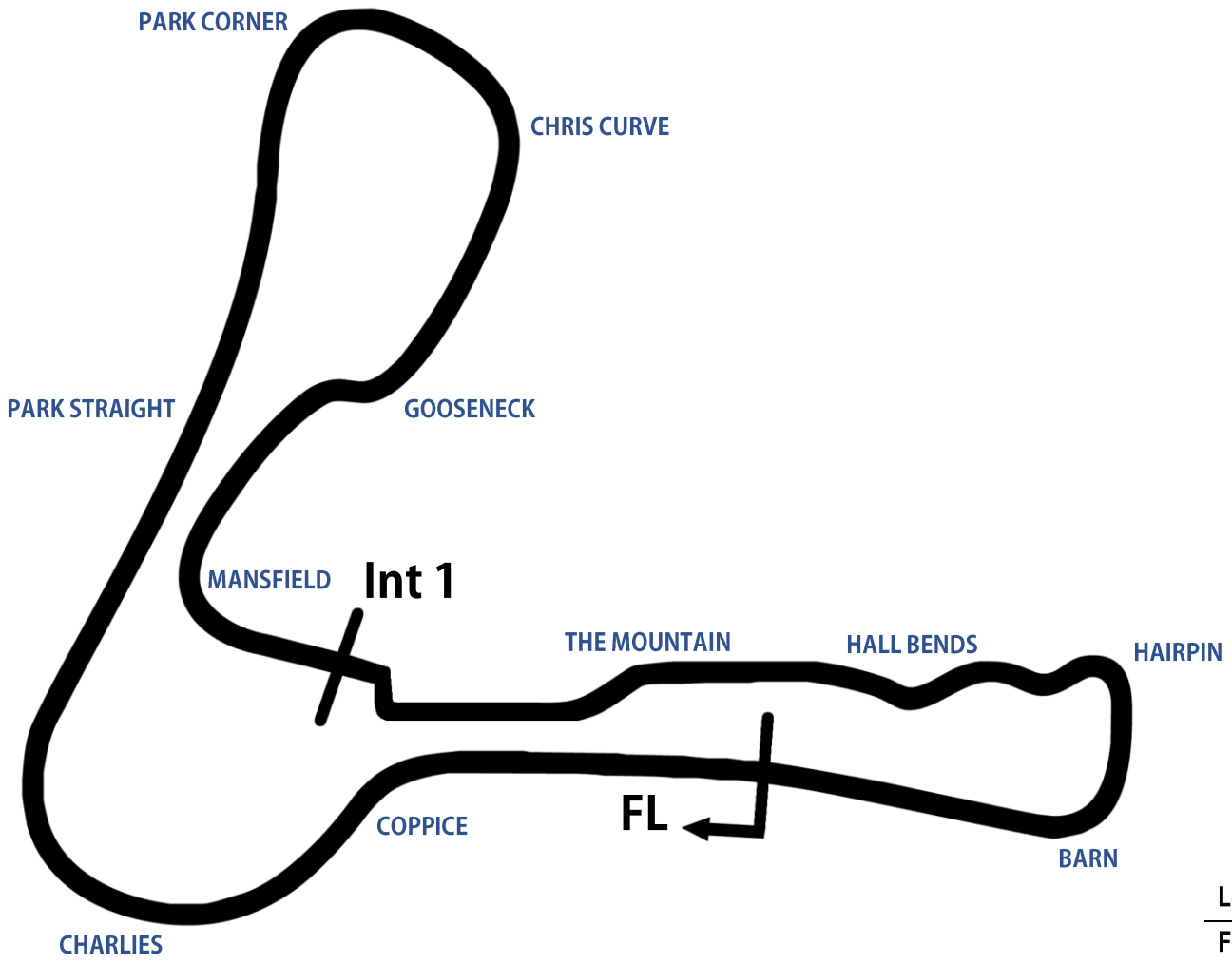

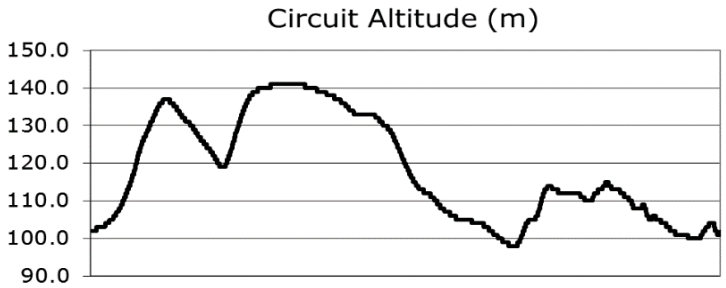

Length	2.1800 miles | 3.508 km | 3508.4m		
FL		53.31024 N	0.05940 W
Int 1	2330m	53.30708 N	0.06270 W
Pit Entry	3427m	53.31103 N	0.05889 W
Pit Exit	0m after FL	53.31030 N	0.05940 w
Pit Entry - Pit Exit	92m, 6.6s @ 50kph, 5.5s @ 60kph		

Results & Live Timing available at – www.tsl-timing.com

Updated - 24/01/2024 10:35

BMCRC - MRO Championships 2024 - Rnd 5 @ Cadwell Park

DFDS Yamaha Past Masters

QUALIFYING - CLASSIFICATION

POS	NO	CL	PIC	NAME	ENTRY	TIME	ON	LAPS	GAP	DIFF	MPH
1	**51**		1	**Kevin WHOLEY**	Yamaha TZR 250 - Twistgrip Motorcycles	**1:51.624**	4	4			70.30
2	**30**		2	**Alan COOPER**	Yamaha TZR 250 - Twistgrip Motorcycles	**1:52.184**	3	3	**0.560**	0.560	69.95
3	**86**	C	1	**Richie WELSH**	Yamaha TZR 250 - Eden's Baby Experiences/ Peter Fle	**1:52.571**	4	4	**0.947**	0.387	69.71
4	**8**		3	**David BALL**	Yamaha TZR 250 - Gardiner, Page and Roe Pension C	**1:53.303**	4	4	**1.679**	0.732	69.26
5	**100**	C	2	**Mark HAIGH**	Yamaha TZR 250 - www.ypmrc.co.uk	**1:58.112**	4	4	**6.488**	4.809	66.44
6	**26**		4	**Damian LEE**	Yamaha TZR 250 - Leed Autos	**1:58.864**	3	4	**7.240**	0.752	66.02
7	**57**		5	**Geoff MOOK**	Yamaha TZR 250 -	**2:01.420**	3	3	**9.796**	2.556	64.63
8	**72**	C	3	**John HAMILTON**	Yamaha TZR 250 - LW Racing	**2:02.313**	3	3	**10.689**	0.893	64.16
9	**27**		6	**Richard HAYWARD**	Yamaha TZR 250 - BC Vehicle Repairs/ Snap on Tools	**2:02.315**	3	4	**10.691**	0.002	64.16
10	**60**	C	4	**Danny GOUGH**	Yamaha TZR 250 - G Force Motorcycles	**2:03.748**	3	3	**12.124**	1.433	63.41
11	**4**		7	**Denis HALIL**	Yamaha TZR 250 - D & A Autos	**2:04.135**	3	3	**12.511**	0.387	63.22
12	**46**	C	5	**Kevin MARSHALL**	Yamaha TZR 250 - Stacey Processing	**2:05.698**	3	3	**14.074**	1.563	62.43
13	**52**	C	6	**Andy FLUX**	Yamaha TZR 250 - Mach 1 Automotive LTD	**2:06.081**	3	3	**14.457**	0.383	62.24
14	**54**	C	7	**John HOLD**	Yamaha RD350 YPVS -	**2:09.728**	3	3	**18.104**	3.647	60.49
15	**84**	R	1	**Bert ELLISON**	Yamaha TZR 250 - Ma n pa prentice	**2:11.527**	3	3	**19.903**	1.799	59.66
16	**67**	C	8	**Mark BAILEY**	Yamaha TZR 250 - Elite Air Conditioning Ltd. Hydroflow	**2:12.198**	3	3	**20.574**	0.671	59.36
17	**20**	R	2	**Sara Sophie OSTERHOLZER**	Yamaha TZR 250 -	**2:15.734**	3	3	**24.110**	3.536	57.81
18	**73**	C	9	**Colvin TURNER**	Yamaha TZR 250 -	**2:16.736**	2	3	**25.112**	1.002	57.39
19	**65**	C	10	**Nigel TERRY**	Yamaha TZR 250 - NTrap Garage Doors	**2:24.265**	2	3	**32.641**	7.529	54.40

Weather / Track : Cloudy / Wet

These results are provisional until the conclusion of any judicial and technical matters.

Date: 06/07/2024 Start: 10:50 Finish: 00:00
Cadwell Park: 2.1800 miles

Clerk Of Course:	Stewards:	Timekeeper: Craig Smith	

Results can be found at www.tsl-timing.com

Printed - 11:05 Saturday, 06 July 2024

BMCRC - MRO Championships 2024 - Rnd 5 @ Cadwell Park

DFDS Yamaha Past Masters

QUALIFYING - SECTOR ANALYSIS

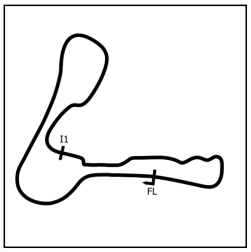

SECTOR 1 = FL to I1, SECTOR 2 = I1 to FL, DIFF = Difference To Personal Best Lap, P = Crossed Finish Line in Pit Lane, D = Time Disallowed

P1 51 Kevin WHOLEY — Yamaha TZR 250 - Twistgrip Motorcycles

IDEAL LAP TIME : 1:51.624 BEST LAP TIME : 1:51.624 DIFFERENCE : 0.000

LAP	SECTOR 1	SECTOR 2	LAP TIME	MPH	DIFF	TIME OF DAY
1 -	1:11.263	51.681	2:02.944	63.83	11.320	10:53:42.523
2 -	1:06.460	48.053	1:54.513 (3)	68.53	2.889	10:55:37.036
3 -	1:05.150	47.847	1:52.997 (2)	69.45	1.373	10:57:30.033
4 -	***1:04.278***	***47.346***	***1:51.624 (1)***	***70.30***		***10:59:21.657***

P2 30 Alan COOPER — Yamaha TZR 250 - Twistgrip Motorcycles

IDEAL LAP TIME : 1:51.903 BEST LAP TIME : 1:52.184 DIFFERENCE : 0.281

LAP	SECTOR 1	SECTOR 2	LAP TIME	MPH	DIFF	TIME OF DAY
1 -	1:12.333	51.675	2:04.008 (3)	63.28	11.824	10:53:44.890
2 -	1:06.886	50.381	1:57.267 (2)	66.92	5.083	10:55:42.157
3 -	1:04.826	***47.358***	***1:52.184 (1)***	***69.95***		***10:57:34.341***

P3 86 C Richie WELSH — Yamaha TZR 250 - Eden's Baby Experiences/ Peter Fleming Ya

IDEAL LAP TIME : 1:52.571 BEST LAP TIME : 1:52.571 DIFFERENCE : 0.000

LAP	SECTOR 1	SECTOR 2	LAP TIME	MPH	DIFF	TIME OF DAY
1 -	1:10.813	49.933	2:00.746	64.99	8.175	10:53:33.348
2 -	1:08.069	48.585	1:56.654 (3)	67.27	4.083	10:55:30.002
3 -	1:06.863	48.267	1:55.130 (2)	68.16	2.559	10:57:25.132
4 -	***1:05.609***	***46.962***	***1:52.571 (1)***	***69.71***		***10:59:17.703***

P4 8 David BALL — Yamaha TZR 250 - Gardiner, Page and Roe Pension Consultant

IDEAL LAP TIME : 1:53.303 BEST LAP TIME : 1:53.303 DIFFERENCE : 0.000

LAP	SECTOR 1	SECTOR 2	LAP TIME	MPH	DIFF	TIME OF DAY
1 -	1:09.583	47.822	1:57.405	66.84	4.102	10:53:30.304
2 -	1:06.413	47.602	1:54.015 (2)	68.83	0.712	10:55:24.319
3 -	1:06.117	47.944	1:54.061 (3)	68.80	0.758	10:57:18.380
4 -	***1:05.870***	***47.433***	***1:53.303 (1)***	***69.26***		***10:59:11.683***

P5 100 C Mark HAIGH — Yamaha TZR 250 - www.ypmrc.co.uk

IDEAL LAP TIME : 1:58.112 BEST LAP TIME : 1:58.112 DIFFERENCE : 0.000

LAP	SECTOR 1	SECTOR 2	LAP TIME	MPH	DIFF	TIME OF DAY
1 -	1:14.904	53.316	2:08.220	61.20	10.108	10:53:45.212
2 -	1:10.985	50.799	2:01.784 (3)	64.44	3.672	10:55:46.996
3 -	1:09.471	50.092	1:59.563 (2)	65.63	1.451	10:57:46.559
4 -	***1:08.981***	***49.131***	***1:58.112 (1)***	***66.44***		***10:59:44.671***

P6 26 Damian LEE — Yamaha TZR 250 - Leed Autos

IDEAL LAP TIME : 1:58.827 BEST LAP TIME : 1:58.864 DIFFERENCE : 0.037

LAP	SECTOR 1	SECTOR 2	LAP TIME	MPH	DIFF	TIME OF DAY
1 -	1:12.099	52.628	2:04.727	62.92	5.863	10:53:42.234
2 -	1:09.141	***50.898***	2:00.039 (3)	65.37	1.175	10:55:42.273
3 -	***1:07.929***	50.935	***1:58.864 (1)***	***66.02***		***10:57:41.137***
4 -	1:08.690	50.947	1:59.637 (2)	65.59	0.773	10:59:40.774

P7 57 Geoff MOOK — Yamaha TZR 250 -

IDEAL LAP TIME : 1:59.493 BEST LAP TIME : 2:01.420 DIFFERENCE : 1.927

LAP	SECTOR 1	SECTOR 2	LAP TIME	MPH	DIFF	TIME OF DAY
1 -	1:17.517	55.397	2:12.914 (3)	59.04	11.494	10:54:02.313
2 -	1:13.130	52.506	2:05.636 (2)	62.46	4.216	10:56:07.949
3 -	1:09.753	51.667	***2:01.420 (1)***	***64.63***		***10:58:09.369***

Weather / Track : Cloudy / Wet

Cadwell Park: 2.1800 miles
Date: 06/07/2024 Start: 10:50 Finish: 00:00

BMCRC - MRO Championships 2024 - Rnd 5 @ Cadwell Park

DFDS Yamaha Past Masters

QUALIFYING - SECTOR ANALYSIS

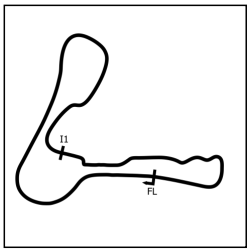

SECTOR 1 = FL to I1, SECTOR 2 = I1 to FL, DIFF = Difference To Personal Best Lap, P = Crossed Finish Line in Pit Lane, D = Time Disallowed

P8 72 C John HAMILTON Yamaha TZR 250 - LW Racing

IDEAL LAP TIME : 2:01.988 BEST LAP TIME : 2:02.313 DIFFERENCE : 0.325

LAP	SECTOR 1	SECTOR 2	LAP TIME		MPH	DIFF	TIME OF DAY
1 -	1:18.375	55.631	2:14.006	(3)	58.56	11.693	10:53:53.950
2 -	1:14.108	53.865	2:07.973	(2)	61.32	5.660	10:56:01.923
3 -	1:10.458	***51.855***	***2:02.313***	**(1)**	***64.16***		***10:58:04.236***

P9 27 Richard HAYWARD Yamaha TZR 250 - BC Vehicle Repairs/ Snap on Tools

IDEAL LAP TIME : 2:02.092 BEST LAP TIME : 2:02.315 DIFFERENCE : 0.223

LAP	SECTOR 1	SECTOR 2	LAP TIME		MPH	DIFF	TIME OF DAY
1 -	1:16.657	53.009	2:09.666		60.52	7.351	10:53:47.141
2 -	1:11.503	54.159	2:05.662	(3)	62.45	3.347	10:55:52.803
3 -	1:10.988	***51.327***	***2:02.315***	**(1)**	***64.16***		***10:57:55.118***
4 -	***1:10.765***	52.344	2:03.109	(2)	63.74	0.794	10:59:58.227

P10 60 C Danny GOUGH Yamaha TZR 250 - G Force Motorcycles

IDEAL LAP TIME : 2:03.359 BEST LAP TIME : 2:03.748 DIFFERENCE : 0.389

LAP	SECTOR 1	SECTOR 2	LAP TIME		MPH	DIFF	TIME OF DAY
1 -	1:17.090	53.951	2:11.041	(3)	59.89	7.293	10:53:52.545
2 -	1:12.634	***52.038***	2:04.672	(2)	62.94	0.924	10:55:57.217
3 -	1:11.555	52.193	***2:03.748***	**(1)**	***63.41***		***10:58:00.965***

P11 4 Denis HALIL Yamaha TZR 250 - D & A Autos

IDEAL LAP TIME : 2:00.804 BEST LAP TIME : 2:04.135 DIFFERENCE : 3.331

LAP	SECTOR 1	SECTOR 2	LAP TIME		MPH	DIFF	TIME OF DAY
1 -	1:17.956	53.288	2:11.244	(3)	59.79	7.109	10:53:49.772
2 -	1:12.467	52.621	2:05.088	(2)	62.74	0.953	10:55:54.860
3 -	1:10.986	53.149	***2:04.135***	**(1)**	***63.22***		***10:57:58.995***

P12 46 C Kevin MARSHALL Yamaha TZR 250 - Stacey Processing

IDEAL LAP TIME : 2:05.218 BEST LAP TIME : 2:05.698 DIFFERENCE : 0.480

LAP	SECTOR 1	SECTOR 2	LAP TIME		MPH	DIFF	TIME OF DAY
1 -	1:16.374	55.720	2:12.094	(3)	59.41	6.396	10:53:44.628
2 -	1:13.444	55.045	2:08.489	(2)	61.07	2.791	10:55:53.117
3 -	1:12.279	***53.419***	***2:05.698***	**(1)**	***62.43***		***10:57:58.815***

P13 52 C Andy FLUX Yamaha TZR 250 - Mach 1 Automotive LTD

IDEAL LAP TIME : 2:02.835 BEST LAP TIME : 2:06.081 DIFFERENCE : 3.246

LAP	SECTOR 1	SECTOR 2	LAP TIME		MPH	DIFF	TIME OF DAY
1 -	1:23.313	1:05.412	2:28.725	(3)	52.76	22.644	10:54:22.594
2 -	1:14.573	***51.757***	2:06.330	(2)	62.12	0.249	10:56:28.924
3 -	1:13.236	52.845	***2:06.081***	**(1)**	***62.24***		***10:58:35.005***

P14 54 C John HOLD Yamaha RD350 YPVS -

IDEAL LAP TIME : 2:05.791 BEST LAP TIME : 2:09.728 DIFFERENCE : 3.937

LAP	SECTOR 1	SECTOR 2	LAP TIME		MPH	DIFF	TIME OF DAY
1 -	1:20.953	58.989	2:19.942	(3)	56.08	10.214	10:54:13.141
2 -	1:14.641	57.036	2:11.677	(2)	59.60	1.949	10:56:24.818
3 -	1:14.545	***55.183***	***2:09.728***	**(1)**	***60.49***		***10:58:34.546***

P15 84 R Bert ELLISON Yamaha TZR 250 - Ma n pa prentice

IDEAL LAP TIME : 2:09.804 BEST LAP TIME : 2:11.527 DIFFERENCE : 1.723

LAP	SECTOR 1	SECTOR 2	LAP TIME		MPH	DIFF	TIME OF DAY
1 -	1:24.847	56.375	2:21.222	(3)	55.57	9.695	10:53:56.947
2 -	1:20.271	53.695	2:13.966	(2)	58.58	2.439	10:56:10.913
3 -	1:18.374	***53.153***	***2:11.527***	**(1)**	***59.66***		***10:58:22.440***

Weather / Track : Cloudy / Wet

Cadwell Park: 2.1800 miles
Date: 06/07/2024 Start: 10:50 Finish: 00:00

BMCRC - MRO Championships 2024 - Rnd 5 @ Cadwell Park

DFDS Yamaha Past Masters

QUALIFYING - SECTOR ANALYSIS

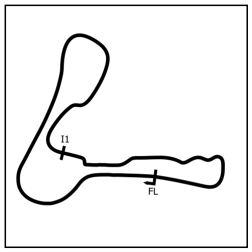

SECTOR 1 = FL to I1, SECTOR 2 = I1 to FL, DIFF = Difference To Personal Best Lap, P = Crossed Finish Line in Pit Lane, D = Time Disallowed

P16 67 C Mark BAILEY Yamaha TZR 250 - Elite Air Conditioning Ltd. Hydroflow Plumbir

IDEAL LAP TIME : 2:10.778 BEST LAP TIME : 2:12.198 DIFFERENCE : 1.420

LAP	SECTOR 1	SECTOR 2	LAP TIME		MPH	DIFF	TIME OF DAY
1 -	1:19.365	58.442	2:17.807	(3)	56.94	5.609	10:54:08.387
2 -	1:17.666	56.352	2:14.018	(2)	58.55	1.820	10:56:22.405
3 -	1:16.477	***55.721***	***2:12.198***	**(1)**	***59.36***		***10:58:34.603***

P17 20 R Sara Sophie OSTERHOLZER Yamaha TZR 250 -

IDEAL LAP TIME : 2:15.734 BEST LAP TIME : 2:15.734 DIFFERENCE : 0.000

LAP	SECTOR 1	SECTOR 2	LAP TIME		MPH	DIFF	TIME OF DAY
1 -	1:23.572	1:00.816	2:24.388	(3)	54.35	8.654	10:54:15.611
2 -	1:21.625	59.685	2:21.310	(2)	55.53	5.576	10:56:36.921
3 -	***1:18.567***	***57.167***	***2:15.734***	**(1)**	***57.81***		***10:58:52.655***

P18 73 C Colvin TURNER Yamaha TZR 250 -

IDEAL LAP TIME : 2:16.736 BEST LAP TIME : 2:16.736 DIFFERENCE : 0.000

LAP	SECTOR 1	SECTOR 2	LAP TIME		MPH	DIFF	TIME OF DAY
1 -	1:24.597	58.631	2:23.228	(3)	54.79	6.492	10:54:07.837
2 -	***1:19.524***	***57.212***	***2:16.736***	**(1)**	***57.39***		***10:56:24.573***
3 -	1:21.546	57.905	2:19.451	(2)	56.27	2.715	10:58:44.024

P19 65 C Nigel TERRY Yamaha TZR 250 - NTrap Garage Doors

IDEAL LAP TIME : 2:23.757 BEST LAP TIME : 2:24.265 DIFFERENCE : 0.508

LAP	SECTOR 1	SECTOR 2	LAP TIME		MPH	DIFF	TIME OF DAY
1 -	1:27.546	1:01.025	2:28.571	(3)	52.82	4.306	10:54:13.087
2 -	1:23.534	***1:00.731***	***2:24.265***	**(1)**	***54.40***		***10:56:37.352***
3 -	***1:23.026***	1:01.569	2:24.595	(2)	54.27	0.330	10:59:01.947

Weather / Track : Cloudy / Wet

Cadwell Park: 2.1800 miles
Date: 06/07/2024 Start: 10:50 Finish: 00:00

BMCRC - MRO Championships 2024 - Rnd 5 @ Cadwell Park

DFDS Yamaha Past Masters

QUALIFYING - BEST SECTORS

SECTOR 1				SECTOR 2			IDEAL / BEST COMPARISON					
POS	NO	NAME	TIME	NO	NAME	TIME	POS	NO	NAME	IDEAL	BEST	DIFF
									PERFECT LAP	1:51.240		
1	51	WHOLEY	1:04.278	86	WELSH	46.962	1	51	WHOLEY	1:51.624	1:51.624	0.000
2	30	COOPER	1:04.545	51	WHOLEY	47.346	2	30	COOPER	1:51.903	1:52.184	0.281
3	86	WELSH	1:05.609	30	COOPER	47.358	3	86	WELSH	1:52.571	1:52.571	0.000
4	8	BALL	1:05.870	8	BALL	47.433	4	8	BALL	1:53.303	1:53.303	0.000
5	57	MOOK	1:07.891	100	HAIGH	49.131	5	100	HAIGH	1:58.112	1:58.112	0.000
6	26	LEE	1:07.929	26	LEE	50.898	6	26	LEE	1:58.827	1:58.864	0.037
7	100	HAIGH	1:08.981	27	HAYWARD	51.327	7	57	MOOK	1:59.493	2:01.420	1.927
8	4	HALIL	1:09.223	4	HALIL	51.581	8	4	HALIL	2:00.804	2:04.135	3.331
9	72	HAMILTON	1:10.133	57	MOOK	51.602	9	72	HAMILTON	2:01.988	2:02.313	0.325
10	54	HOLD	1:10.608	52	FLUX	51.757	10	27	HAYWARD	2:02.092	2:02.315	0.223
11	27	HAYWARD	1:10.765	72	HAMILTON	51.855	11	52	FLUX	2:02.835	2:06.081	3.246
12	52	FLUX	1:11.078	60	GOUGH	52.038	12	60	GOUGH	2:03.359	2:03.748	0.389
13	60	GOUGH	1:11.321	84	ELLISON	53.153	13	46	MARSHALL	2:05.218	2:05.698	0.480
14	46	MARSHALL	1:11.799	46	MARSHALL	53.419	14	54	HOLD	2:05.791	2:09.728	3.937
15	67	BAILEY	1:15.057	54	HOLD	55.183	15	84	ELLISON	2:09.804	2:11.527	1.723
16	84	ELLISON	1:16.651	67	BAILEY	55.721	16	67	BAILEY	2:10.778	2:12.198	1.420
17	20	OSTERHOLZER	1:18.567	20	OSTERHOLZER	57.167	17	20	OSTERHOLZER	2:15.734	2:15.734	0.000
18	73	TURNER	1:19.524	73	TURNER	57.212	18	73	TURNER	2:16.736	2:16.736	0.000
19	65	TERRY	1:23.026	65	TERRY	1:00.731	19	65	TERRY	2:23.757	2:24.265	0.508

Weather / Track : Cloudy / Wet

Cadwell Park: 2.1800 miles
Date: 06/07/2024 Start: 10:50 Finish: 00:00

Results can be found at www.tsl-timing.com

Printed - 11:05 Saturday, 06 July 2024

BMCRC - MRO Championships 2024 - Rnd 5 @ Cadwell Park

DFDS Yamaha Past Masters

QUALIFYING - STATISTICS

Competitors Started	19
Planned Start	2024-07-06 @ 10:31:00.000
Actual Start	2024-07-06 @ 10:50:59.749
Finish Time	
Track Length	2.1800mi.
Total Laps	63
Total Distance Covered	137.3411mi.

Session Fastest Lap History

NO	CL	NAME	LAP TIME	TIME OF DAY	LAP	VEHICLE
8		**David BALL**	**1:57.405**	10:53:30.336	1	Yamaha TZR 250
8		**David BALL**	**1:54.015**	10:55:24.351	2	Yamaha TZR 250
51		**Kevin WHOLEY**	**1:52.997**	10:57:30.063	3	Yamaha TZR 250
30		**Alan COOPER**	**1:52.184**	10:57:34.369	3	Yamaha TZR 250
51		**Kevin WHOLEY**	**1:51.624**	10:59:21.687	4	Yamaha TZR 250

Flag History

TYPE	TIME OF DAY
GREEN	10:50:59.749
RED	10:59:59.798

Flag Statistics

TYPE	COUNT	TOTAL LAPS	TOTAL TIME
Green	1	4	9:00.048
Red	1	0	4:03.865
Safety Car	0	0	0.000
FCY	0	0	0.000

Weather / Track : Cloudy / Wet

Cadwell Park: 2.1800 miles
Date: 06/07/2024 Start: 10:50 Finish: 00:00

BMCRC - MRO Championships 2024 - Rnd 5 @ Cadwell Park

DFDS Yamaha Past Masters

QUALIFYING - STATISTICS

CLASS : 7 Starters

Fastest Lap History

NO	NAME	LAP TIME	TIME OF DAY	LAP	VEHICLE
8	**David BALL**	**1:57.405**	10:53:30.336	1	Yamaha TZR 250
8	**David BALL**	**1:54.015**	10:55:24.351	2	Yamaha TZR 250
51	**Kevin WHOLEY**	**1:52.997**	10:57:30.063	3	Yamaha TZR 250
30	**Alan COOPER**	**1:52.184**	10:57:34.369	3	Yamaha TZR 250
51	**Kevin WHOLEY**	**1:51.624**	10:59:21.687	4	Yamaha TZR 250

Weather / Track : Cloudy / Wet

Cadwell Park: 2.1800 miles
Date: 06/07/2024 Start: 10:50 Finish: 00:00

BMCRC - MRO Championships 2024 - Rnd 5 @ Cadwell Park

DFDS Yamaha Past Masters

QUALIFYING - STATISTICS

CLASS : C

10 Starters

Fastest Lap History

NO	NAME	LAP TIME	TIME OF DAY	LAP	VEHICLE
86	**Richie WELSH**	**2:00.746**	10:53:33.378	1	Yamaha TZR 250
86	**Richie WELSH**	**1:56.654**	10:55:30.032	2	Yamaha TZR 250
86	**Richie WELSH**	**1:55.130**	10:57:25.163	3	Yamaha TZR 250
86	**Richie WELSH**	**1:52.571**	10:59:17.733	4	Yamaha TZR 250

Weather / Track : Cloudy / Wet

Cadwell Park: 2.1800 miles
Date: 06/07/2024 Start: 10:50 Finish: 00:00

BMCRC - MRO Championships 2024 - Rnd 5 @ Cadwell Park

DFDS Yamaha Past Masters

QUALIFYING - STATISTICS

CLASS : R

2 Starters

Fastest Lap History

NO	NAME	LAP TIME	TIME OF DAY	LAP	VEHICLE
84	**Bert ELLISON**	**2:21.222**	10:53:56.983	1	Yamaha TZR 250
84	**Bert ELLISON**	**2:13.966**	10:56:10.949	2	Yamaha TZR 250
84	**Bert ELLISON**	**2:11.527**	10:58:22.475	3	Yamaha TZR 250

Weather / Track : Cloudy / Wet

Cadwell Park: 2.1800 miles
Date: 06/07/2024 Start: 10:50 Finish: 00:00

BMCRC - MRO Championships 2024 - Rnd 5 @ Cadwell Park

DFDS Yamaha Past Masters

RACE 8 - GRID (12 Laps)

ROW 7	19	65	Nigel TERRY	2:24.265							
ROW 6	16	67	Mark BAILEY	2:12.198	17	20	Sara Sophie OSTERHOLZER	2:15.734	18	73	Colvin TURNER	2:16.736
ROW 5	13	52	Andy FLUX	2:06.081	14	54	John HOLD	2:09.728	15	84	Bert ELLISON	2:11.527
ROW 4	10	60	Danny GOUGH	2:03.748	11	4	Denis HALIL	2:04.135	12	46	Kevin MARSHALL	2:05.698
ROW 3	7	57	Geoff MOOK	2:01.420	8	72	John HAMILTON	2:02.313	9	27	Richard HAYWARD	2:02.315
ROW 2	4	8	David BALL	1:53.303	5	100	Mark HAIGH	1:58.112	6	26	Damian LEE	1:58.864
ROW 1	1	51	Kevin WHOLEY	1:51.624	2	30	Alan COOPER	1:52.184	3	86	Richie WELSH	1:52.571

Pole

These results are provisional until the conclusion of any judicial and technical matters.

Cadwell Park: 2.1800 miles

Clerk Of Course:	Stewards:	Timekeeper: Craig Smith	

Results can be found at www.tsl-timing.com

Printed - 11:06 Saturday, 06 July 2024

BMCRC - MRO Championships 2024 - Rnd 5 @ Cadwell Park

DFDS Yamaha Past Masters

RACE 8 - CLASSIFICATION

Race Distance: 12 Laps / 26.16 miles

POS	NO	CL	PIC	NAME	ENTRY	LAPS	TIME	GAP	DIFF	MPH	BEST	ON	GRD	↑↓
1	8		1	David BALL	Yamaha TZR 250 - Gardiner, Page and Roe Pension Consul	12	25:38.911			61.19	1:57.956	2	4	3
2	51		2	Kevin WHOLEY	Yamaha TZR 250 - Twistgrip Motorcycles	12	25:42.023	3.112	3.112	61.07	1:59.005	2	1	-1
3	57		3	Geoff MOOK	Yamaha TZR 250 -	12	26:36.717	57.806	54.694	58.98	2:02.087	2	7	4
4	54	C	1	John HOLD	Yamaha RD350 YPVS -	12	27:30.188	1:51.277	53.471	57.07	2:13.391	12	14	10
5	4		4	Denis HALIL	Yamaha TZR 250 - D & A Autos	12	27:55.659	2:16.748	25.471	56.20	2:12.852	2	11	6
6	100	C	2	Mark HAIGH	Yamaha TZR 250 - www.ypmrc.co.uk	11	25:39.207	1 Lap	1 Lap	56.08	2:17.809	3	5	-1
7	73	C	3	Colvin TURNER	Yamaha TZR 250 -	11	26:17.246	1 Lap	38.039	54.73	2:20.679	2	18	11
8	60	C	4	Danny GOUGH	Yamaha TZR 250 - G Force Motorcycles	11	26:27.887	1 Lap	10.641	54.36	2:19.037	2	10	2
9	27		5	Richard HAYWARD	Yamaha TZR 250 - BC Vehicle Repairs/ Snap on Tools	11	27:20.628	1 Lap	52.741	52.61	2:24.553	11	9	0
10	52	C	5	Andy FLUX	Yamaha TZR 250 - Mach 1 Automotive LTD	10	25:42.724	2 Laps	1 Lap	50.87	2:28.647	2	13	3
11	20	R	1	Sara Sophie OSTERHOLZER	Yamaha TZR 250 -	10	26:34.787	2 Laps	52.063	49.21	2:36.955	5	17	6

NOT CLASSIFIED

DNF	46	C		Kevin MARSHALL	Yamaha TZR 250 - Stacey Processing	9	20:37.872	3 Laps	1 Lap	57.05	2:09.788	2	12	
DNF	26			Damian LEE	Yamaha TZR 250 - Leed Autos	8	17:51.960	4 Laps	1 Lap	58.56	2:05.876	2	6	
DNF	72	C		John HAMILTON	Yamaha TZR 250 - LW Racing	6	13:36.804	6 Laps	2 Laps	57.64	2:11.349	2	8	
DNF	86			Richie WELSH	Yamaha TZR 250 - Eden's Baby Experiences/ Peter Fleming	4	8:24.703	8 Laps	2 Laps	62.19	2:06.266	2	3	
DNF	84	R		Bert ELLISON	Yamaha TZR 250 - Ma n pa prentice	1	2:07.402	11 Laps	3 Laps	61.60			15	
DNF	67	C		Mark BAILEY	Yamaha TZR 250 - Elite Air Conditioning Ltd. Hydroflow Plun	1	2:10.470	11 Laps	3.068	60.15			16	
DNF	65	C		Nigel TERRY	Yamaha TZR 250 - NTrap Garage Doors	1	2:16.338	11 Laps	5.868	57.56			19	

FASTEST LAP

	8		David BALL	Yamaha TZR 250 - Gardiner, Page and Roe Pension Consul	2	1:57.956	66.53 mph	107.07 kph
	46	C	Kevin MARSHALL	Yamaha TZR 250 - Stacey Processing	2	2:09.788	60.46 mph	97.31 kph
	20	R	Sara Sophie OSTERHOLZER	Yamaha TZR 250 -	5	2:36.955	50.00 mph	80.47 kph

Comments:
Class - 92.5% of Race Speed = 56.60 mph
Class C - 92.5% of Race Speed = 52.78 mph
Class R - 92.5% of Race Speed = 45.51 mph

Weather / Track : Showers / Changeable
These results are provisional until the conclusion of any judicial and technical matters.

Date: 06/07/2024 Start: 16:31 Finish: 16:57
Cadwell Park: 2.1800 miles

Clerk Of Course:	Stewards:	Timekeeper: Craig Smith	

Results can be found at www.tsl-timing.com

Printed - 17:01 Saturday, 06 July 2024

BMCRC - MRO Championships 2024 - Rnd 5 @ Cadwell Park

DFDS Yamaha Past Masters

RACE 8 - LAP CHART

LAP 1 @ 16:33:26.726

NO	BEHIND	LAP TIME
51		1:50.834
8	0.163	1:50.997
57	1.345	1:52.179
86	1.491	1:52.325
26	3.424	1:54.258
27	7.810	1:58.644
100	7.909	1:58.743
4	8.160	1:58.994
60	10.553	2:01.387
52	11.591	2:02.425
46	12.234	2:03.068
72	13.332	2:04.166
73	15.514	2:06.348
84	16.568	2:07.402
54	16.903	2:07.737
67	19.636	2:10.470
65	25.504	2:16.338
20	33.040	2:23.874

LAP 2 @ 16:35:24.845

NO	BEHIND	LAP TIME
8		1:57.956
51	0.886	1:59.005
57	5.313	2:02.087
86	9.638	2:06.266
26	11.181	2:05.876
4	22.893	2:12.852
46	23.903	2:09.788
72	26.562	2:11.349
100	28.701	2:18.911
60	31.471	2:19.037
73	38.074	2:20.679
54	38.164	2:19.380
27	40.483	2:30.792
52	42.119	2:28.647
20	1:15.690	2:40.769

LAP 3 @ 16:37:32.708

NO	BEHIND	LAP TIME
8		2:07.863
51	0.953	2:07.930
57	9.547	2:12.097
86	13.473	2:11.698
26	20.493	2:17.175
4	36.119	2:21.089
46	36.520	2:20.480
72	37.528	2:18.829
100	38.647	2:17.809
54	49.741	2:19.440
60	53.880	2:30.272
73	53.986	2:23.775
52	1:18.035	2:43.779
27	1:18.285	2:45.665
20	1:45.695	2:37.868

LAP 4 @ 16:39:42.774

NO	BEHIND	LAP TIME
8		2:10.066
51	0.873	2:09.986
57	13.840	2:14.359
86	17.821	2:14.414
26	27.332	2:16.905
46	44.263	2:17.809
72	45.789	2:18.327
100	48.104	2:19.523
4	49.664	2:23.611
54	1:00.194	2:20.519
73	1:07.273	2:23.353
60	1:12.754	2:28.940
27	1:50.399	2:42.180
52	1:50.503	2:42.534

LAP 5 @ 16:41:55.729

NO	BEHIND	LAP TIME
8		2:12.955
51	1.633	2:13.715
20	1 Lap	2:43.736
57	15.477	2:14.592
26	35.390	2:21.013
46	55.192	2:23.884
100	56.008	2:20.859
72	56.327	2:23.493
4	57.739	2:21.030
54	1:08.284	2:21.045
73	1:24.543	2:30.225
60	1:30.962	2:31.163

LAP 6 @ 16:44:08.825

NO	BEHIND	LAP TIME
8		2:13.096
27	1 Lap	2:38.119
51	2.584	2:14.047
52	1 Lap	2:39.772
57	16.865	2:14.484
20	1 Lap	2:36.955
26	43.226	2:20.932
46	1:03.215	2:21.119
100	1:03.259	2:20.347
72	1:03.871	2:20.640
4	1:04.240	2:19.597
54	1:13.536	2:18.348
60	1:41.881	2:24.015
73	1:42.677	2:31.230

LAP 7 @ 16:46:19.854

NO	BEHIND	LAP TIME
8		2:11.029
51	3.202	2:11.647
27	1 Lap	2:29.796
57	21.793	2:15.957
52	1 Lap	2:38.487
26	51.180	2:18.983
20	1 Lap	2:41.081
100	1:12.637	2:20.407
46	1:12.727	2:20.541
4	1:17.119	2:23.908
54	1:20.307	2:17.800
73	1:55.181	2:23.533
60	1:56.971	2:26.119

LAP 8 @ 16:48:30.939

NO	BEHIND	LAP TIME
8		2:11.085
51	2.427	2:10.310
57	28.002	2:17.294
27	1 Lap	2:29.744
52	1 Lap	2:36.225
26	56.913	2:16.818
46	1:20.789	2:19.147
100	1:22.303	2:20.751
4	1:24.906	2:18.872
54	1:28.003	2:18.781
20	1 Lap	2:39.908
73	2:09.479	2:25.383
60	2:10.979	2:25.093

LAP 9 @ 16:50:43.748

NO	BEHIND	LAP TIME
8		2:12.809
51	1.077	2:11.459
57	30.839	2:15.646
27	1 Lap	2:27.781
52	1 Lap	2:33.874
46	1:30.016	2:22.036
4	1:31.040	2:18.943
54	1:31.859	2:16.665
100	1:46.314	2:36.820
20	1 Lap	2:45.238

LAP 10 @ 16:52:55.411

NO	BEHIND	LAP TIME
8		2:11.663
51	1.006	2:11.592
73	1 Lap	2:23.622
60	1 Lap	2:27.741
57	37.363	2:18.187
27	1 Lap	2:25.939
54	1:42.690	2:22.494
52	1 Lap	2:38.213
4	1:47.597	2:28.220
100	1:56.737	2:22.086

LAP 11 @ 16:55:05.829

NO	BEHIND	LAP TIME
8		2:10.418
51	1.792	2:11.204
20	2 Laps	2:42.108
73	1 Lap	2:24.473
60	1 Lap	2:27.235
57	43.770	2:16.825
27	1 Lap	2:27.415
54	1:46.860	2:14.588
4	2:00.183	2:23.004

LAP 12 @ 16:57:14.803

NO	BEHIND	LAP TIME
8		2:08.974
100	1 Lap	2:22.951
51	3.112	2:10.294
52	2 Laps	2:38.768
73	1 Lap	2:24.625
60	1 Lap	2:26.885
20	2 Laps	2:43.250
57	57.806	2:23.010
27	1 Lap	2:24.553
54	1:51.277	2:13.391
4	2:16.748	2:25.539

Weather / Track : Showers / Changeable

Cadwell Park: 2.1800 miles
Date: 06/07/2024 Start: 16:31 Finish: 16:57

Results can be found at www.tsl-timing.com

Printed - 17:01 Saturday, 06 July 2024

BMCRC - MRO Championships 2024 - Rnd 5 @ Cadwell Park

DFDS Yamaha Past Masters

RACE 8 - POSITION CHART

No	Name	Lap / Pos	1	2	3	4	5	6	7	8	9	10	11	12
51	WHOLEY	1	51	8	8	8	8	8	8	8	8	8	8	8
86	WELSH	2	8	51	51	51	51	51	51	51	51	51	51	51
8	BALL	3	57	57	57	57	57	57	57	57	57	57	57	57
100	HAIGH	4	86	86	86	86	26	26	26	26	46	54	54	54
26	LEE	5	26	26	26	26	46	46	100	46	4	4	4	4
57	MOOK	6	27	4	4	46	100	100	46	100	54	100	100	
72	HAMILTON	7	100	46	46	72	72	72	4	4	100	73	73	
27	HAYWARD	8	4	72	72	100	4	4	54	54	73	60	60	
60	GOUGH	9	60	100	100	4	54	54	73	73	60	27	27	
4	HALIL	10	52	60	54	54	73	60	60	60	27	52		
46	MARSHALL	11	46	73	60	73	60	73	27	27	52	20		
52	FLUX	12	72	54	73	60	27	27	52	52	20			
54	HOLD	13	73	27	52	27	52	52	20	20				
84	ELLISON	14	84	52	27	52	20	20						
67	BAILEY	15	54	20	20	20								
20	OSTERHOLZER	16	67											
73	TURNER	17	65											
65	TERRY	18	20											

Weather / Track : Showers / Changeable

Cadwell Park: 2.1800 miles
Date: 06/07/2024 Start: 16:31 Finish: 16:57

Results can be found at www.tsl-timing.com

Printed - 17:01 Saturday, 06 July 2024

BMCRC - MRO Championships 2024 - Rnd 5 @ Cadwell Park

DFDS Yamaha Past Masters

RACE 8 - SECTOR ANALYSIS

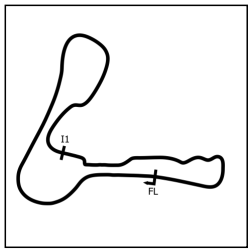

SECTOR 1 = FL to I1, SECTOR 2 = I1 to FL, DIFF = Difference To Personal Best Lap, P = Crossed Finish Line in Pit Lane, D = Time Disallowed

P1 8 David BALL Yamaha TZR 250 - Gardiner, Page and Roe Pension Consultant

IDEAL LAP TIME : 1:49.812 BEST LAP TIME : 1:57.956 DIFFERENCE : 8.144

LAP	SECTOR 1	SECTOR 2	LAP TIME	MPH	DIFF	TIME OF DAY
1 -		***43.921***	1:50.997	70.70		16:33:26.889
2 -	***1:05.891***	52.065	***1:57.956*** **(1)**	***66.53***		***16:35:24.845***
3 -	1:13.498	54.365	2:07.863 **(2)**	61.37	9.907	16:37:32.708
4 -	1:14.744	55.322	2:10.066	60.33	12.110	16:39:42.774
5 -	1:17.211	55.744	2:12.955	59.02	14.999	16:41:55.729
6 -	1:16.899	56.197	2:13.096	58.96	15.140	16:44:08.825
7 -	1:16.203	54.826	2:11.029	59.89	13.073	16:46:19.854
8 -	1:16.271	54.814	2:11.085	59.87	13.129	16:48:30.939
9 -	1:17.796	55.013	2:12.809	59.09	14.853	16:50:43.748
10 -	1:16.583	55.080	2:11.663	59.60	13.707	16:52:55.411
11 -	1:16.311	54.107	2:10.418	60.17	12.462	16:55:05.829
12 -	1:15.201	53.773	2:08.974 **(3)**	60.84	11.018	16:57:14.803

P2 51 Kevin WHOLEY Yamaha TZR 250 - Twistgrip Motorcycles

IDEAL LAP TIME : 1:51.428 BEST LAP TIME : 1:59.005 DIFFERENCE : 7.577

LAP	SECTOR 1	SECTOR 2	LAP TIME	MPH	DIFF	TIME OF DAY
1 -		***44.247***	1:50.834	70.80		16:33:26.726
2 -	***1:07.181***	51.824	***1:59.005*** **(1)**	***65.94***		***16:35:25.731***
3 -	1:13.754	54.176	2:07.930 **(2)**	61.34	8.925	16:37:33.661
4 -	1:15.288	54.698	2:09.986 **(3)**	60.37	10.981	16:39:43.647
5 -	1:17.388	56.327	2:13.715	58.69	14.710	16:41:57.362
6 -	1:17.301	56.746	2:14.047	58.54	15.042	16:44:11.409
7 -	1:16.954	54.693	2:11.647	59.61	12.642	16:46:23.056
8 -	1:15.879	54.431	2:10.310	60.22	11.305	16:48:33.366
9 -	1:15.915	55.544	2:11.459	59.69	12.454	16:50:44.825
10 -	1:16.746	54.846	2:11.592	59.63	12.587	16:52:56.417
11 -	1:16.795	54.409	2:11.204	59.81	12.199	16:55:07.621
12 -	1:15.381	54.913	2:10.294	60.23	11.289	16:57:17.915

P3 57 Geoff MOOK Yamaha TZR 250 -

IDEAL LAP TIME : 1:52.578 BEST LAP TIME : 2:02.087 DIFFERENCE : 9.509

LAP	SECTOR 1	SECTOR 2	LAP TIME	MPH	DIFF	TIME OF DAY
1 -		***44.487***	1:52.179	69.96		16:33:28.071
2 -	***1:08.091***	53.996	***2:02.087*** **(1)**	***64.28***		***16:35:30.158***
3 -	1:16.042	56.055	2:12.097 **(2)**	59.41	10.010	16:37:42.255
4 -	1:17.562	56.797	2:14.359 **(3)**	58.41	12.272	16:39:56.614
5 -	1:18.719	55.873	2:14.592	58.31	12.505	16:42:11.206
6 -	1:17.825	56.659	2:14.484	58.35	12.397	16:44:25.690
7 -	1:18.671	57.286	2:15.957	57.72	13.870	16:46:41.647
8 -	1:19.590	57.704	2:17.294	57.16	15.207	16:48:58.941
9 -	1:19.269	56.377	2:15.646	57.85	13.559	16:51:14.587
10 -	1:20.631	57.556	2:18.187	56.79	16.100	16:53:32.774
11 -	1:20.192	56.633	2:16.825	57.35	14.738	16:55:49.599
12 -	1:19.368	1:03.642	2:23.010	54.87	20.923	16:58:12.609

Weather / Track : Showers / Changeable

Cadwell Park: 2.1800 miles
Date: 06/07/2024 Start: 16:31 Finish: 16:57

BMCRC - MRO Championships 2024 - Rnd 5 @ Cadwell Park

DFDS Yamaha Past Masters

RACE 8 - SECTOR ANALYSIS

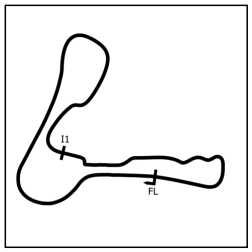

SECTOR 1 = FL to I1, SECTOR 2 = I1 to FL, DIFF = Difference To Personal Best Lap, P = Crossed Finish Line in Pit Lane, D = Time Disallowed

P4 54 C John HOLD Yamaha RD350 YPVS -

IDEAL LAP TIME : 2:05.261 BEST LAP TIME : 2:13.391 DIFFERENCE : 8.130

LAP	SECTOR 1	SECTOR 2	LAP TIME	MPH	DIFF	TIME OF DAY
1 -		***50.054***	2:07.737	61.43		16:33:43.629
2 -	***1:15.207***	1:04.173	2:19.380	56.30	5.989	16:36:03.009
3 -	1:20.098	59.342	2:19.440	56.28	6.049	16:38:22.449
4 -	1:20.551	59.968	2:20.519	55.85	7.128	16:40:42.968
5 -	1:21.406	59.639	2:21.045	55.64	7.654	16:43:04.013
6 -	1:19.779	58.569	2:18.348	56.72	4.957	16:45:22.361
7 -	1:19.323	58.477	2:17.800	56.95	4.409	16:47:40.161
8 -	1:19.268	59.513	2:18.781	56.55	5.390	16:49:58.942
9 -	1:19.215	57.450	2:16.665 **(3)**	57.42	3.274	16:52:15.607
10 -	1:22.039	1:00.455	2:22.494	55.07	9.103	16:54:38.101
11 -	1:17.523	57.065	2:14.588 **(2)**	58.31	1.197	16:56:52.689
12 -	1:16.807	56.584	***2:13.391*** **(1)**	***58.83***		***16:59:06.080***

P5 4 Denis HALIL Yamaha TZR 250 - D & A Autos

IDEAL LAP TIME : 2:00.768 BEST LAP TIME : 2:12.852 DIFFERENCE : 12.084

LAP	SECTOR 1	SECTOR 2	LAP TIME	MPH	DIFF	TIME OF DAY
1 -		***46.555***	1:58.994	65.95		16:33:34.886
2 -	***1:14.213***	58.639	***2:12.852*** **(1)**	***59.07***		***16:35:47.738***
3 -	1:22.852	58.237	2:21.089	55.62	8.237	16:38:08.827
4 -	1:23.996	59.615	2:23.611	54.64	10.759	16:40:32.438
5 -	1:22.759	58.271	2:21.030	55.64	8.178	16:42:53.468
6 -	1:21.475	58.122	2:19.597	56.21	6.745	16:45:13.065
7 -	1:22.979	1:00.929	2:23.908	54.53	11.056	16:47:36.973
8 -	1:20.902	57.970	2:18.872 **(2)**	56.51	6.020	16:49:55.845
9 -	1:21.583	57.360	2:18.943 **(3)**	56.48	6.091	16:52:14.788
10 -	1:26.449	1:01.771	2:28.220	52.94	15.368	16:54:43.008
11 -	1:23.675	59.329	2:23.004	54.88	10.152	16:57:06.012
12 -	1:24.743	1:00.796	2:25.539	53.92	12.687	16:59:31.551

P6 100 C Mark HAIGH Yamaha TZR 250 - www.ypmrc.co.uk

IDEAL LAP TIME : 2:07.519 BEST LAP TIME : 2:17.809 DIFFERENCE : 10.290

LAP	SECTOR 1	SECTOR 2	LAP TIME	MPH	DIFF	TIME OF DAY
1 -		***47.658***	1:58.743	66.09		16:33:34.635
2 -	1:20.615	58.296	2:18.911 **(2)**	56.49	1.102	16:35:53.546
3 -	***1:19.861***	57.948	***2:17.809*** **(1)**	***56.94***		***16:38:11.355***
4 -	1:20.386	59.137	2:19.523 **(3)**	56.24	1.714	16:40:30.878
5 -	1:22.114	58.745	2:20.859	55.71	3.050	16:42:51.737
6 -	1:21.381	58.966	2:20.347	55.91	2.538	16:45:12.084
7 -	1:21.865	58.542	2:20.407	55.89	2.598	16:47:32.491
8 -	1:21.472	59.279	2:20.751	55.75	2.942	16:49:53.242
9 -	1:37.380	59.440	2:36.820	50.04	19.011	16:52:30.062
10 -	1:22.545	59.541	2:22.086	55.23	4.277	16:54:52.148
11 -	1:22.806	1:00.145	2:22.951	54.90	5.142	16:57:15.099

P7 73 C Colvin TURNER Yamaha TZR 250 -

IDEAL LAP TIME : 2:07.973 BEST LAP TIME : 2:20.679 DIFFERENCE : 12.706

LAP	SECTOR 1	SECTOR 2	LAP TIME	MPH	DIFF	TIME OF DAY
1 -		***50.771***	2:06.348	62.11		16:33:42.240
2 -	***1:17.202***	1:03.477	***2:20.679*** **(1)**	***55.78***		***16:36:02.919***
3 -	1:24.325	59.450	2:23.775	54.58	3.096	16:38:26.694
4 -	1:23.093	1:00.260	2:23.353 **(2)**	54.74	2.674	16:40:50.047
5 -	1:27.763	1:02.462	2:30.225	52.24	9.546	16:43:20.272
6 -	1:29.122	1:02.108	2:31.230	51.89	10.551	16:45:51.502
7 -	1:23.680	59.853	2:23.533 **(3)**	54.67	2.854	16:48:15.035
8 -	1:22.224	1:03.159	2:25.383	53.98	4.704	16:50:40.418
9 -	1:23.341	1:00.281	2:23.622	54.64	2.943	16:53:04.040
10 -	1:24.356	1:00.117	2:24.473	54.32	3.794	16:55:28.513
11 -	1:24.100	1:00.525	2:24.625	54.26	3.946	16:57:53.138

Weather / Track : Showers / Changeable

Cadwell Park: 2.1800 miles
Date: 06/07/2024 Start: 16:31 Finish: 16:57

BMCRC - MRO Championships 2024 - Rnd 5 @ Cadwell Park

DFDS Yamaha Past Masters

RACE 8 - SECTOR ANALYSIS

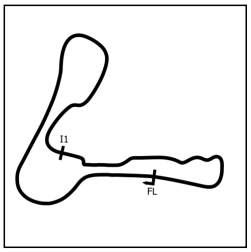

SECTOR 1 = FL to I1, SECTOR 2 = I1 to FL, DIFF = Difference To Personal Best Lap, P = Crossed Finish Line in Pit Lane, D = Time Disallowed

P8 60 C Danny GOUGH Yamaha TZR 250 - G Force Motorcycles

IDEAL LAP TIME : 2:06.251 BEST LAP TIME : 2:19.037 DIFFERENCE : 12.786

LAP	SECTOR 1	SECTOR 2	LAP TIME	MPH	DIFF	TIME OF DAY
1 -		***48.047***	2:01.387	64.65		16:33:37.279
2 -	***1:18.204***	1:00.833	***2:19.037*** **(1)**	***56.44***		***16:35:56.316***
3 -	1:27.698	1:02.574	2:30.272	52.22	11.235	16:38:26.588
4 -	1:25.969	1:02.971	2:28.940	52.69	9.903	16:40:55.528
5 -	1:28.476	1:02.687	2:31.163	51.91	12.126	16:43:26.691
6 -	1:24.409	59.606	2:24.015 **(2)**	54.49	4.978	16:45:50.706
7 -	1:24.225	1:01.894	2:26.119	53.71	7.082	16:48:16.825
8 -	1:25.437	59.656	2:25.093 **(3)**	54.08	6.056	16:50:41.918
9 -	1:26.195	1:01.546	2:27.741	53.12	8.704	16:53:09.659
10 -	1:26.616	1:00.619	2:27.235	53.30	8.198	16:55:36.894
11 -	1:25.709	1:01.176	2:26.885	53.43	7.848	16:58:03.779

P9 27 Richard HAYWARD Yamaha TZR 250 - BC Vehicle Repairs/ Snap on Tools

IDEAL LAP TIME : 2:08.533 BEST LAP TIME : 2:24.553 DIFFERENCE : 16.020

LAP	SECTOR 1	SECTOR 2	LAP TIME	MPH	DIFF	TIME OF DAY
1 -		***47.022***	1:58.644	66.14		16:33:34.536
2 -	***1:21.511***	1:09.281	2:30.792	52.04	6.239	16:36:05.328
3 -	1:40.043	1:05.622	2:45.665	47.37	21.112	16:38:50.993
4 -	1:34.680	1:07.500	2:42.180	48.39	17.627	16:41:33.173
5 -	1:32.464	1:05.655	2:38.119	49.63	13.566	16:44:11.292
6 -	1:26.534	1:03.262	2:29.796	52.39	5.243	16:46:41.088
7 -	1:26.808	1:02.936	2:29.744	52.40	5.191	16:49:10.832
8 -	1:26.476	1:01.305	2:27.781	53.10	3.228	16:51:38.613
9 -	1:24.668	1:01.271	2:25.939 **(2)**	53.77	1.386	16:54:04.552
10 -	1:25.695	1:01.720	2:27.415 **(3)**	53.23	2.862	16:56:31.967
11 -	1:23.772	1:00.781	***2:24.553*** **(1)**	***54.29***		***16:58:56.520***

P10 52 C Andy FLUX Yamaha TZR 250 - Mach 1 Automotive LTD

IDEAL LAP TIME : 2:07.273 BEST LAP TIME : 2:28.647 DIFFERENCE : 21.374

LAP	SECTOR 1	SECTOR 2	LAP TIME	MPH	DIFF	TIME OF DAY
1 -		***48.565***	2:02.425	64.10		16:33:38.317
2 -	***1:18.708***	1:09.939	***2:28.647*** **(1)**	***52.79***		***16:36:06.964***
3 -	1:35.710	1:08.069	2:43.779	47.91	15.132	16:38:50.743
4 -	1:34.252	1:08.282	2:42.534	48.28	13.887	16:41:33.277
5 -	1:32.291	1:07.481	2:39.772	49.12	11.125	16:44:13.049
6 -	1:32.281	1:06.206	2:38.487	49.51	9.840	16:46:51.536
7 -	1:31.970	1:04.255	2:36.225 **(3)**	50.23	7.578	16:49:27.761
8 -	1:29.006	1:04.868	2:33.874 **(2)**	51.00	5.227	16:52:01.635
9 -	1:32.675	1:05.538	2:38.213	49.60	9.566	16:54:39.848
10 -	1:32.781	1:05.987	2:38.768	49.43	10.121	16:57:18.616

P11 20 R Sara Sophie OSTERHOLZER Yamaha TZR 250 -

IDEAL LAP TIME : 2:27.613 BEST LAP TIME : 2:36.955 DIFFERENCE : 9.342

LAP	SECTOR 1	SECTOR 2	LAP TIME	MPH	DIFF	TIME OF DAY
1 -		***59.429***	2:23.874	54.54		16:33:59.766
2 -	***1:28.184***	1:12.585	2:40.769	48.81	3.814	16:36:40.535
3 -	1:30.549	1:07.319	2:37.868 **(2)**	49.71	0.913	16:39:18.403
4 -	1:35.317	1:08.419	2:43.736	47.93	6.781	16:42:02.139
5 -	1:30.234	1:06.721	***2:36.955*** **(1)**	***50.00***		***16:44:39.094***
6 -	1:32.104	1:08.977	2:41.081	48.72	4.126	16:47:20.175
7 -	1:31.674	1:08.234	2:39.908 **(3)**	49.07	2.953	16:50:00.083
8 -	1:35.800	1:09.438	2:45.238	47.49	8.283	16:52:45.321
9 -	1:33.891	1:08.217	2:42.108	48.41	5.153	16:55:27.429
10 -	1:33.280	1:09.970	2:43.250	48.07	6.295	16:58:10.679

Weather / Track : Showers / Changeable

Cadwell Park: 2.1800 miles
Date: 06/07/2024 Start: 16:31 Finish: 16:57

BMCRC - MRO Championships 2024 - Rnd 5 @ Cadwell Park

DFDS Yamaha Past Masters

RACE 8 - SECTOR ANALYSIS

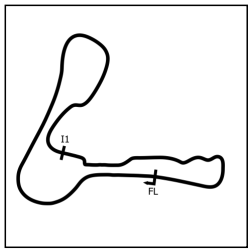

SECTOR 1 = FL to I1, SECTOR 2 = I1 to FL, DIFF = Difference To Personal Best Lap, P = Crossed Finish Line in Pit Lane, D = Time Disallowed

P12 46 C Kevin MARSHALL Yamaha TZR 250 - Stacey Processing

IDEAL LAP TIME : 2:03.412 BEST LAP TIME : 2:09.788 DIFFERENCE : 6.376

LAP	SECTOR 1	SECTOR 2	LAP TIME	MPH	DIFF	TIME OF DAY
1 -		***48.395***	2:03.068	63.77		16:33:38.960
2 -	***1:15.017***	54.771	***2:09.788*** **(1)**	***60.46***		***16:35:48.748***
3 -	1:22.543	57.937	2:20.480	55.86	10.692	16:38:09.228
4 -	1:19.653	58.156	2:17.809 **(2)**	56.94	8.021	16:40:27.037
5 -	1:24.213	59.671	2:23.884	54.54	14.096	16:42:50.921
6 -	1:22.456	58.663	2:21.119	55.61	11.331	16:45:12.040
7 -	1:22.280	58.261	2:20.541	55.84	10.753	16:47:32.581
8 -	1:20.404	58.743	2:19.147 **(3)**	56.40	9.359	16:49:51.728
9 -	1:22.608	59.428	2:22.036	55.25	12.248	16:52:13.764

P13 26 Damian LEE Yamaha TZR 250 - Leed Autos

IDEAL LAP TIME : 1:54.729 BEST LAP TIME : 2:05.876 DIFFERENCE : 11.147

LAP	SECTOR 1	SECTOR 2	LAP TIME	MPH	DIFF	TIME OF DAY
1 -		***44.936***	1:54.258	68.68		16:33:30.150
2 -	***1:09.793***	56.083	***2:05.876*** **(1)**	***62.34***		***16:35:36.026***
3 -	1:18.091	59.084	2:17.175	57.21	11.299	16:37:53.201
4 -	1:18.803	58.102	2:16.905 **(3)**	57.32	11.029	16:40:10.106
5 -	1:21.196	59.817	2:21.013	55.65	15.137	16:42:31.119
6 -	1:21.820	59.112	2:20.932	55.68	15.056	16:44:52.051
7 -	1:19.409	59.574	2:18.983	56.46	13.107	16:47:11.034
8 -	1:18.689	58.129	2:16.818 **(2)**	57.36	10.942	16:49:27.852

P14 72 C John HAMILTON Yamaha TZR 250 - LW Racing

IDEAL LAP TIME : 2:03.708 BEST LAP TIME : 2:11.349 DIFFERENCE : 7.641

LAP	SECTOR 1	SECTOR 2	LAP TIME	MPH	DIFF	TIME OF DAY
1 -		***48.872***	2:04.166	63.20		16:33:40.058
2 -	***1:14.836***	56.513	***2:11.349*** **(1)**	***59.74***		***16:35:51.407***
3 -	1:19.459	59.370	2:18.829 **(3)**	56.53	7.480	16:38:10.236
4 -	1:19.144	59.183	2:18.327 **(2)**	56.73	6.978	16:40:28.563
5 -	1:23.357	1:00.136	2:23.493	54.69	12.144	16:42:52.056
6 -	1:22.071	58.569	2:20.640	55.80	9.291	16:45:12.696

P15 86 Richie WELSH Yamaha TZR 250 - Eden's Baby Experiences/ Peter Fleming Ya

IDEAL LAP TIME : 1:54.296 BEST LAP TIME : 2:06.266 DIFFERENCE : 11.970

LAP	SECTOR 1	SECTOR 2	LAP TIME	MPH	DIFF	TIME OF DAY
1 -		***43.363***	1:52.325	69.86		16:33:28.217
2 -	***1:10.933***	55.333	***2:06.266*** **(1)**	***62.15***		***16:35:34.483***
3 -	1:15.356	56.342	2:11.698 **(2)**	59.59	5.432	16:37:46.181
4 -	1:17.194	57.220	2:14.414 **(3)**	58.38	8.148	16:40:00.595

P16 84 R Bert ELLISON Yamaha TZR 250 - Ma n pa prentice

IDEAL LAP TIME : BEST LAP TIME : DIFFERENCE :

LAP	SECTOR 1	SECTOR 2	LAP TIME	MPH	DIFF	TIME OF DAY
1 -		***50.302***	2:07.402	61.60		16:33:43.294

P17 67 C Mark BAILEY Yamaha TZR 250 - Elite Air Conditioning Ltd. Hydroflow Plumbir

IDEAL LAP TIME : 2:15.732 BEST LAP TIME : DIFFERENCE :

LAP	SECTOR 1	SECTOR 2	LAP TIME	MPH	DIFF	TIME OF DAY
1 -		***51.868***	2:10.470	60.15		16:33:46.362

P18 65 C Nigel TERRY Yamaha TZR 250 - NTrap Garage Doors

IDEAL LAP TIME : 2:22.307 BEST LAP TIME : DIFFERENCE :

LAP	SECTOR 1	SECTOR 2	LAP TIME	MPH	DIFF	TIME OF DAY
1 -		***55.652***	2:16.338	57.56		16:33:52.230

Weather / Track : Showers / Changeable

Cadwell Park: 2.1800 miles
Date: 06/07/2024 Start: 16:31 Finish: 16:57

BMCRC - MRO Championships 2024 - Rnd 5 @ Cadwell Park

DFDS Yamaha Past Masters

RACE 8 - BEST SECTORS

SECTOR 1

POS	NO	NAME	TIME
1	8	BALL	1:05.891
2	51	WHOLEY	1:07.181
3	57	MOOK	1:08.091
4	26	LEE	1:09.793
5	86	WELSH	1:10.933
6	4	HALIL	1:14.213
7	72	HAMILTON	1:14.836
8	46	MARSHALL	1:15.017
9	54	HOLD	1:15.207
10	73	TURNER	1:17.202
11	60	GOUGH	1:18.204
12	52	FLUX	1:18.708
13	100	HAIGH	1:19.861
14	27	HAYWARD	1:21.511
15	67	BAILEY	1:23.864
16	65	TERRY	1:26.655
17	20	OSTERHOLZER	1:28.184
18			

SECTOR 2

NO	NAME	TIME
86	WELSH	43.363
8	BALL	43.921
51	WHOLEY	44.247
57	MOOK	44.487
26	LEE	44.936
4	HALIL	46.555
27	HAYWARD	47.022
100	HAIGH	47.658
60	GOUGH	48.047
46	MARSHALL	48.395
52	FLUX	48.565
72	HAMILTON	48.872
54	HOLD	50.054
84	ELLISON	50.302
73	TURNER	50.771
67	BAILEY	51.868
65	TERRY	55.652
20	OSTERHOLZER	59.429

IDEAL / BEST COMPARISON

			IDEAL	BEST	DIFF
		PERFECT LAP	1:49.254		
1	8	BALL	1:49.812	1:57.956	8.144
2	51	WHOLEY	1:51.428	1:59.005	7.577
3	57	MOOK	1:52.578	2:02.087	9.509
4	86	WELSH	1:54.296	2:06.266	11.970
5	26	LEE	1:54.729	2:05.876	11.147
6	4	HALIL	2:00.768	2:12.852	12.084
7	46	MARSHALL	2:03.412	2:09.788	6.376
8	72	HAMILTON	2:03.708	2:11.349	7.641
9	54	HOLD	2:05.261	2:13.391	8.130
10	60	GOUGH	2:06.251	2:19.037	12.786
11	52	FLUX	2:07.273	2:28.647	21.374
12	100	HAIGH	2:07.519	2:17.809	10.290
13	73	TURNER	2:07.973	2:20.679	12.706
14	27	HAYWARD	2:08.533	2:24.553	16.020
15	67	BAILEY	2:15.732		
16	65	TERRY	2:22.307		
17	20	OSTERHOLZER	2:27.613	2:36.955	9.342
18	84	ELLISON			

Weather / Track : Showers / Changeable

Cadwell Park: 2.1800 miles
Date: 06/07/2024 Start: 16:31 Finish: 16:57

Results can be found at www.tsl-timing.com

Printed - 17:00 Saturday, 06 July 2024

BMCRC - MRO Championships 2024 - Rnd 5 @ Cadwell Park

DFDS Yamaha Past Masters

RACE 8 - STATISTICS

Competitors Started	18
Planned Start	2024-07-06 @ 16:00:00.000
Actual Start	2024-07-06 @ 16:31:35.892
Finish Time	2024-07-06 @ 16:57:14.802
Track Length	2.1800mi.
Total Laps	154
Total Distance Covered	335.7228mi.

Session Fastest Lap History

NO	CL	NAME	LAP TIME	TIME OF DAY	LAP	VEHICLE
8		**David BALL**	**1:57.956**	16:35:24.878	2	Yamaha TZR 250

Session Leader History

NO	CL	NAME	FROM LAP	LAPS LED	DISTANCE	VEHICLE
51		**Kevin WHOLEY**	1	1	2.18 miles	Yamaha TZR 250
8		**David BALL**	2	11	23.98 miles	Yamaha TZR 250

Flag History

TYPE	TIME OF DAY
GREEN	16:31:35.892
FINISH	16:57:14.802

Flag Statistics

TYPE	COUNT	TOTAL LAPS	TOTAL TIME
Green	1	12	28:19.938
Red	0	0	0.000
Safety Car	0	0	0.000
FCY	0	0	0.000

Weather / Track : Showers / Changeable

Cadwell Park: 2.1800 miles
Date: 06/07/2024 Start: 16:31 Finish: 16:57

BMCRC - MRO Championships 2024 - Rnd 5 @ Cadwell Park

DFDS Yamaha Past Masters

RACE 8 - STATISTICS

CLASS : 7 Starters

Fastest Lap History

NO	NAME	LAP TIME	TIME OF DAY	LAP	VEHICLE
8	**David BALL**	**1:57.956**	16:35:24.878	2	Yamaha TZR 250

Leader History

NO	NAME	FROM LAP	LAPS LED	DISTANCE	VEHICLE
51	**Kevin WHOLEY**	1	1	2.18 miles	Yamaha TZR 250
8	**David BALL**	2	11	23.98 miles	Yamaha TZR 250

Weather / Track : Showers / Changeable

Cadwell Park: 2.1800 miles
Date: 06/07/2024 Start: 16:31 Finish: 16:57

BMCRC - MRO Championships 2024 - Rnd 5 @ Cadwell Park

DFDS Yamaha Past Masters

RACE 8 - STATISTICS

CLASS : C

9 Starters

Fastest Lap History

NO	NAME	LAP TIME	TIME OF DAY	LAP	VEHICLE
46	**Kevin MARSHALL**	**2:09.788**	16:35:48.781	2	Yamaha TZR 250

Leader History

NO	NAME	FROM LAP	LAPS LED	DISTANCE	VEHICLE
100	**Mark HAIGH**	1	1	2.18 miles	Yamaha TZR 250
46	**Kevin MARSHALL**	2	5	10.90 miles	Yamaha TZR 250
100	**Mark HAIGH**	7	1	2.18 miles	Yamaha TZR 250
46	**Kevin MARSHALL**	8	2	4.36 miles	Yamaha TZR 250
54	**John HOLD**	10	3	6.54 miles	Yamaha RD350 YPVS

Weather / Track : Showers / Changeable

Cadwell Park: 2.1800 miles
Date: 06/07/2024 Start: 16:31 Finish: 16:57

BMCRC - MRO Championships 2024 - Rnd 5 @ Cadwell Park

DFDS Yamaha Past Masters

RACE 8 - STATISTICS

CLASS : R

2 Starters

Fastest Lap History

NO	NAME	LAP TIME	TIME OF DAY	LAP	VEHICLE
20	**Sara Sophie OSTERHOLZER**	**2:40.769**	16:36:40.550	2	Yamaha TZR 250
20	**Sara Sophie OSTERHOLZER**	**2:37.868**	16:39:18.416	3	Yamaha TZR 250
20	**Sara Sophie OSTERHOLZER**	**2:36.955**	16:44:39.107	5	Yamaha TZR 250

Leader History

NO	NAME	FROM LAP	LAPS LED	DISTANCE	VEHICLE
84	**Bert ELLISON**	1	1	2.18 miles	Yamaha TZR 250
20	**Sara Sophie OSTERHOLZER**	2	9	19.62 miles	Yamaha TZR 250

Weather / Track : Showers / Changeable

Cadwell Park: 2.1800 miles
Date: 06/07/2024 Start: 16:31 Finish: 16:57

BMCRC - MRO Championships 2024 - Rnd 5 @ Cadwell Park

DFDS Yamaha Past Masters

RACE 8 - GRID (8 Laps)

ROW 7	19	30	Alan COOPER						
ROW 6	16	84	Bert ELLISON	17	67	Mark BAILEY	18	65	Nigel TERRY
ROW 5	13	27	Richard HAYWARD (2:24.553)	14	52	Andy FLUX (2:28.647)	15	20	Sara Sophie OSTERHOLZER (2:36.955)
ROW 4	10	100	Mark HAIGH (2:17.809)	11	60	Danny GOUGH (2:19.037)	12	73	Colvin TURNER (2:20.679)
ROW 3	7	72	John HAMILTON (2:11.349)	8	4	Denis HALIL (2:12.852)	9	54	John HOLD (2:13.391)
ROW 2	4	26	Damian LEE (2:05.876)	5	86	Richie WELSH (2:06.266)	6	46	Kevin MARSHALL (2:09.788)
ROW 1	1	8	David BALL (1:57.956) **Pole**	2	51	Kevin WHOLEY (1:59.005)	3	57	Geoff MOOK (2:02.087)

These results are provisional until the conclusion of any judicial and technical matters.

Cadwell Park: 2.1800 miles

Clerk Of Course:	Stewards:	Timekeeper: Craig Smith	

Results can be found at www.tsl-timing.com

Printed - 17:03 Saturday, 06 July 2024

BMCRC - MRO Championships 2024 - Rnd 5 @ Cadwell Park

DFDS Yamaha Past Masters

RACE 8 - CLASSIFICATION

Race Distance: 6 Laps / 13.08 miles

POS	NO	CL	PIC	NAME	ENTRY	LAPS	TIME	GAP	DIFF	MPH	BEST	ON	GRD	↑↓
1	51		1	Kevin WHOLEY	Yamaha TZR 250 - Twistgrip Motorcycles	6	10:55.367			71.85	1:46.307	6	2	1
2	86		2	Richie WELSH	Yamaha TZR 250 - Eden's Baby Experiences/ Peter Fleming	6	10:55.450	0.083	0.083	71.84	1:46.283	6	5	3
3	57		3	Geoff MOOK	Yamaha TZR 250 -	6	11:05.951	10.584	10.501	70.70	1:48.911	4	3	0
4	8		4	David BALL	Yamaha TZR 250 - Gardiner, Page and Roe Pension Consul	6	11:13.053	17.686	7.102	69.96	1:49.900	6	1	-3
5	27		5	Richard HAYWARD	Yamaha TZR 250 - BC Vehicle Repairs/ Snap on Tools	6	11:13.468	18.101	0.415	69.91	1:49.898	2	13	8
6	4		6	Denis HALIL	Yamaha TZR 250 - D & A Autos	6	11:14.055	18.688	0.587	69.85	1:50.451	4	8	2
7	100	C	1	Mark HAIGH	Yamaha TZR 250 - www.ypmrc.co.uk	6	11:22.699	27.332	8.644	68.97	1:50.819	5	10	3
8	26		7	Damian LEE	Yamaha TZR 250 - Leed Autos	6	11:25.603	30.236	2.904	68.68	1:52.169	2	4	-4
9	60	C	2	Danny GOUGH	Yamaha TZR 250 - G Force Motorcycles	6	11:34.475	39.108	8.872	67.80	1:53.221	3	11	2
10	52	C	3	Andy FLUX	Yamaha TZR 250 - Mach 1 Automotive LTD	6	11:39.946	44.579	5.471	67.27	1:54.558	6	14	4
11	72	C	4	John HAMILTON	Yamaha TZR 250 - LW Racing	6	12:00.365	1:04.998	20.419	65.36	1:57.167	2	7	-4
12	54	C	5	John HOLD	Yamaha RD350 YPVS -	6	12:12.008	1:16.641	11.643	64.32	1:59.918	2	9	-3
13	46	C	6	Kevin MARSHALL	Yamaha TZR 250 - Stacey Processing	6	12:12.110	1:16.743	0.102	64.31	2:00.769	4	6	-7
14	67	C	7	Mark BAILEY	Yamaha TZR 250 - Elite Air Conditioning Ltd. Hydroflow Plun	6	12:28.039	1:32.672	15.929	62.94	2:01.610	6	17	3
15	73	C	8	Colvin TURNER	Yamaha TZR 250 -	6	12:28.462	1:33.095	0.423	62.91	2:02.478	6	12	-3
16	84	R	1	Bert ELLISON	Yamaha TZR 250 - Ma n pa prentice	5	11:02.600	1 Lap	1 Lap	59.22	2:08.844	5	16	0
17	20	R	2	Sara Sophie OSTERHOLZER	Yamaha TZR 250 -	5	11:24.739	1 Lap	22.139	57.30	2:15.378	5	15	-2
18	65	C	9	Nigel TERRY	Yamaha TZR 250 - NTrap Garage Doors	5	11:24.968	1 Lap	0.229	57.28	2:14.790	2	18	0

FASTEST LAP

86		Richie WELSH	Yamaha TZR 250 - Eden's Baby Experiences/ Peter Fleming	6	1:46.283	73.84 mph	118.83 kph
100	C	Mark HAIGH	Yamaha TZR 250 - www.ypmrc.co.uk	5	1:50.819	70.81 mph	113.97 kph
84	R	Bert ELLISON	Yamaha TZR 250 - Ma n pa prentice	5	2:08.844	60.91 mph	98.02 kph

Comments:
Class - 92.5% of Race Speed = 66.46 mph
Class C - 92.5% of Race Speed = 63.79 mph
Class R - 92.5% of Race Speed = 54.77 mph

Weather / Track : Cloudy / Dry
These results are provisional until the conclusion of any judicial and technical matters.

Date: 07/07/2024 Start: 13:27 Finish: 13:38
Cadwell Park: 2.1800 miles

Clerk Of Course:	Stewards:	Timekeeper: Craig Smith	

Results can be found at www.tsl-timing.com

Printed - 13:40 Sunday, 07 July 2024

BMCRC - MRO Championships 2024 - Rnd 5 @ Cadwell Park

DFDS Yamaha Past Masters

RACE 8 - LAP CHART

LAP 1 @ 13:29:24.589

NO	BEHIND	LAP TIME
51		1:55.349
86	1.791	1:57.140
57	1.834	1:57.183
8	2.977	1:58.326
4	3.992	1:59.341
27	4.256	1:59.605
26	6.538	2:01.887
100	6.639	2:01.988
60	7.188	2:02.537
72	8.495	2:03.844
52	8.592	2:03.941
46	11.779	2:07.128
73	12.864	2:08.213
54	12.905	2:08.254
67	18.176	2:13.525
84	25.901	2:21.250
20	26.443	2:21.792
65	27.063	2:22.412

LAP 2 @ 13:31:14.143

NO	BEHIND	LAP TIME
51		1:49.554
86	0.048	1:47.812
57	2.378	1:50.099
8	3.985	1:50.563
27	4.599	1:49.898
4	6.326	1:51.889
26	9.152	1:52.169
100	10.425	1:53.341
60	11.178	1:53.545
52	14.294	1:55.257
72	16.107	1:57.167
46	23.154	2:00.930
54	23.268	1:59.918
73	25.854	2:02.545
67	33.367	2:04.746
84	47.232	2:10.886
65	52.298	2:14.790
20	52.319	2:15.431

LAP 3 @ 13:33:01.444

NO	BEHIND	LAP TIME
86		1:47.252
51	1.311	1:48.611
57	4.359	1:49.281
8	7.733	1:51.048
27	8.055	1:50.756
4	9.649	1:50.623
100	14.967	1:51.842
26	15.362	1:53.510
60	17.099	1:53.221
52	22.270	1:55.276
72	28.027	1:59.220
46	37.452	2:01.598
54	37.647	2:01.679
73	41.968	2:03.414
67	49.582	2:03.515
84	1:12.232	2:12.300
20	1:20.546	2:15.527
65	1:20.807	2:15.809

LAP 4 @ 13:34:48.557

NO	BEHIND	LAP TIME
86		1:47.113
51	1.300	1:47.102
57	6.157	1:48.911
8	12.227	1:51.607
27	12.319	1:51.377
4	12.987	1:50.451
100	19.272	1:51.418
26	21.112	1:52.863
60	24.675	1:54.689
52	30.345	1:55.188
72	41.505	2:00.591
46	51.108	2:00.769
54	51.274	2:00.740
73	59.478	2:04.623
67	1:05.117	2:02.648
84	1:34.439	2:09.320

LAP 5 @ 13:36:38.300

NO	BEHIND	LAP TIME
51		1:48.443
86	0.107	1:49.850
20	1 Lap	2:16.611
65	1 Lap	2:16.935
57	5.630	1:49.216
27	13.624	1:51.048
8	14.093	1:51.609
4	14.298	1:51.054
100	20.348	1:50.819
26	23.590	1:52.221
60	30.281	1:55.349
52	36.328	1:55.726
72	50.840	1:59.078
46	1:02.199	2:00.834
54	1:02.303	2:00.772
73	1:16.924	2:07.189
67	1:17.369	2:01.995

LAP 6 @ 13:38:24.607

NO	BEHIND	LAP TIME
51		1:46.307
86	0.083	1:46.283
84	1 Lap	2:08.844
57	10.584	1:51.261
8	17.686	1:49.900
27	18.101	1:50.784
4	18.688	1:50.697
100	27.332	1:53.291
20	1 Lap	2:15.378
65	1 Lap	2:15.022
26	30.236	1:52.953
60	39.108	1:55.134
52	44.579	1:54.558
72	1:04.998	2:00.465
54	1:16.641	2:00.645
46	1:16.743	2:00.851
67	1:32.672	2:01.610
73	1:33.095	2:02.478

Weather / Track : Cloudy / Dry

Cadwell Park: 2.1800 miles
Date: 07/07/2024 Start: 13:27 Finish: 13:38

Results can be found at www.tsl-timing.com

Printed - 13:40 Sunday, 07 July 2024

BMCRC - MRO Championships 2024 - Rnd 5 @ Cadwell Park

DFDS Yamaha Past Masters

RACE 8 - POSITION CHART

No	Name	Lap Pos	1	2	3	4	5	6
8	BALL	1	51	51	86	86	51	51
51	WHOLEY	2	86	86	51	51	86	86
57	MOOK	3	57	57	57	57	57	57
26	LEE	4	8	8	8	8	27	8
86	WELSH	5	4	27	27	27	8	27
46	MARSHALL	6	27	4	4	4	4	4
72	HAMILTON	7	26	26	100	100	100	100
4	HALIL	8	100	100	26	26	26	26
54	HOLD	9	60	60	60	60	60	60
100	HAIGH	10	72	52	52	52	52	52
60	GOUGH	11	52	72	72	72	72	72
73	TURNER	12	46	46	46	46	46	54
27	HAYWARD	13	73	54	54	54	54	46
52	FLUX	14	54	73	73	73	73	67
20	OSTERHOLZER	15	67	67	67	67	67	73
84	ELLISON	16	84	84	84	84	84	
67	BAILEY	17	20	65	20	20	20	
65	TERRY	18	65	20	65	65	65	

Weather / Track : Cloudy / Dry

Cadwell Park: 2.1800 miles
Date: 07/07/2024 Start: 13:27 Finish: 13:38

Results can be found at www.tsl-timing.com

Printed - 13:40 Sunday, 07 July 2024

BMCRC - MRO Championships 2024 - Rnd 5 @ Cadwell Park

DFDS Yamaha Past Masters

RACE 8 - SECTOR ANALYSIS

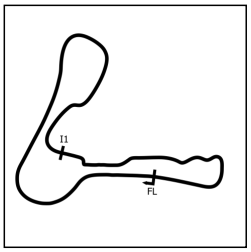

SECTOR 1 = FL to I1, SECTOR 2 = I1 to FL, DIFF = Difference To Personal Best Lap, P = Crossed Finish Line in Pit Lane, D = Time Disallowed

P1 51 Kevin WHOLEY — Yamaha TZR 250 - Twistgrip Motorcycles

IDEAL LAP TIME : BEST LAP TIME : 1:46.307 DIFFERENCE :

LAP	SECTOR 1	SECTOR 2	LAP TIME	MPH	DIFF	TIME OF DAY
1 -			1:55.349	68.03	9.042	13:29:24.589
2 -			1:49.554	71.63	3.247	13:31:14.143
3 -			1:48.611	72.25	2.304	13:33:02.755
4 -			1:47.102 (2)	73.27	0.795	13:34:49.857
5 -			1:48.443 (3)	72.37	2.136	13:36:38.300
6 -			***1:46.307*** **(1)**	***73.82***		***13:38:24.607***

P2 86 Richie WELSH — Yamaha TZR 250 - Eden's Baby Experiences/ Peter Fleming Ya

IDEAL LAP TIME : 1:46.185 BEST LAP TIME : 1:46.283 DIFFERENCE : 0.098

LAP	SECTOR 1	SECTOR 2	LAP TIME	MPH	DIFF	TIME OF DAY
1 -		45.951	1:57.140	66.99	10.857	13:29:26.380
2 -	***1:02.185***	45.627	1:47.812	72.79	1.529	13:31:14.192
3 -	1:02.262	44.990	1:47.252 (3)	73.17	0.969	13:33:01.444
4 -	1:02.229	44.884	1:47.113 (2)	73.26	0.830	13:34:48.557
5 -	1:02.274	47.576	1:49.850	71.44	3.567	13:36:38.407
6 -	1:02.283	***44.000***	***1:46.283*** **(1)**	***73.84***		***13:38:24.690***

P3 57 Geoff MOOK — Yamaha TZR 250 -

IDEAL LAP TIME : 1:48.683 BEST LAP TIME : 1:48.911 DIFFERENCE : 0.228

LAP	SECTOR 1	SECTOR 2	LAP TIME	MPH	DIFF	TIME OF DAY
1 -		46.336	1:57.183	66.97	8.272	13:29:26.423
2 -	1:04.213	45.886	1:50.099	71.28	1.188	13:31:16.522
3 -	1:03.773	***45.508***	1:49.281 (3)	71.81	0.370	13:33:05.803
4 -	***1:03.175***	45.736	***1:48.911*** **(1)**	***72.05***		***13:34:54.714***
5 -	1:03.415	45.801	1:49.216 (2)	71.85	0.305	13:36:43.930
6 -	1:04.318	46.943	1:51.261	70.53	2.350	13:38:35.191

P4 8 David BALL — Yamaha TZR 250 - Gardiner, Page and Roe Pension Consultant

IDEAL LAP TIME : 1:49.780 BEST LAP TIME : 1:49.900 DIFFERENCE : 0.120

LAP	SECTOR 1	SECTOR 2	LAP TIME	MPH	DIFF	TIME OF DAY
1 -		47.189	1:58.326	66.32	8.426	13:29:27.566
2 -	***1:04.362***	46.201	1:50.563 (2)	70.98	0.663	13:31:18.129
3 -	1:04.581	46.467	1:51.048 (3)	70.67	1.148	13:33:09.177
4 -	1:05.055	46.552	1:51.607	70.31	1.707	13:35:00.784
5 -	1:04.701	46.908	1:51.609	70.31	1.709	13:36:52.393
6 -	1:04.482	***45.418***	***1:49.900*** **(1)**	***71.41***		***13:38:42.293***

P5 27 Richard HAYWARD — Yamaha TZR 250 - BC Vehicle Repairs/ Snap on Tools

IDEAL LAP TIME : 1:49.645 BEST LAP TIME : 1:49.898 DIFFERENCE : 0.253

LAP	SECTOR 1	SECTOR 2	LAP TIME	MPH	DIFF	TIME OF DAY
1 -		47.057	1:59.605	65.61	9.707	13:29:28.845
2 -	***1:03.870***	46.028	***1:49.898*** **(1)**	***71.41***		***13:31:18.743***
3 -	1:04.381	46.375	1:50.756 (2)	70.85	0.858	13:33:09.499
4 -	1:05.165	46.212	1:51.377	70.46	1.479	13:35:00.876
5 -	1:04.119	46.929	1:51.048	70.67	1.150	13:36:51.924
6 -	1:05.009	***45.775***	1:50.784 (3)	70.84	0.886	13:38:42.708

P6 4 Denis HALIL — Yamaha TZR 250 - D & A Autos

IDEAL LAP TIME : 1:50.202 BEST LAP TIME : 1:50.451 DIFFERENCE : 0.249

LAP	SECTOR 1	SECTOR 2	LAP TIME	MPH	DIFF	TIME OF DAY
1 -		47.331	1:59.341	65.76	8.890	13:29:28.581
2 -	1:05.159	46.730	1:51.889	70.14	1.438	13:31:20.470
3 -	1:04.236	46.387	1:50.623 (2)	70.94	0.172	13:33:11.093
4 -	***1:04.040***	46.411	***1:50.451*** **(1)**	***71.05***		***13:35:01.544***
5 -	1:04.780	46.274	1:51.054	70.66	0.603	13:36:52.598
6 -	1:04.535	***46.162***	1:50.697 (3)	70.89	0.246	13:38:43.295

Weather / Track : Cloudy / Dry

Cadwell Park: 2.1800 miles
Date: 07/07/2024 Start: 13:27 Finish: 13:38

BMCRC - MRO Championships 2024 - Rnd 5 @ Cadwell Park

DFDS Yamaha Past Masters

RACE 8 - SECTOR ANALYSIS

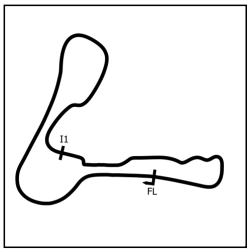

SECTOR 1 = FL to I1, SECTOR 2 = I1 to FL, DIFF = Difference To Personal Best Lap, P = Crossed Finish Line in Pit Lane, D = Time Disallowed

P7 100 C Mark HAIGH — Yamaha TZR 250 - www.ypmrc.co.uk

IDEAL LAP TIME : 1:50.510 BEST LAP TIME : 1:50.819 DIFFERENCE : 0.309

LAP	SECTOR 1	SECTOR 2	LAP TIME	MPH	DIFF	TIME OF DAY
1 -		49.607	2:01.988	64.33	11.169	13:29:31.228
2 -	1:05.588	47.753	1:53.341	69.24	2.522	13:31:24.569
3 -	1:04.352	47.490	1:51.842 (3)	70.17	1.023	13:33:16.411
4 -	1:04.415	47.003	1:51.418 (2)	70.43	0.599	13:35:07.829
5 -	1:04.218	***46.601***	***1:50.819*** (1)	***70.81***		***13:36:58.648***
6 -	***1:03.909***	49.382	1:53.291	69.27	2.472	13:38:51.939

P8 26 Damian LEE — Yamaha TZR 250 - Leed Autos

IDEAL LAP TIME : 1:51.912 BEST LAP TIME : 1:52.169 DIFFERENCE : 0.257

LAP	SECTOR 1	SECTOR 2	LAP TIME	MPH	DIFF	TIME OF DAY
1 -		48.838	2:01.887	64.38	9.718	13:29:31.127
2 -	***1:05.279***	46.890	***1:52.169*** (1)	***69.96***		***13:31:23.296***
3 -	1:06.070	47.440	1:53.510	69.13	1.341	13:33:16.806
4 -	1:05.522	47.341	1:52.863 (3)	69.53	0.694	13:35:09.669
5 -	1:05.588	***46.633***	1:52.221 (2)	69.93	0.052	13:37:01.890
6 -	1:05.544	47.409	1:52.953	69.48	0.784	13:38:54.843

P9 60 C Danny GOUGH — Yamaha TZR 250 - G Force Motorcycles

IDEAL LAP TIME : 1:53.221 BEST LAP TIME : 1:53.221 DIFFERENCE : 0.000

LAP	SECTOR 1	SECTOR 2	LAP TIME	MPH	DIFF	TIME OF DAY
1 -		48.728	2:02.537	64.04	9.316	13:29:31.777
2 -	1:05.862	47.683	1:53.545 (2)	69.11	0.324	13:31:25.322
3 -	***1:05.589***	***47.632***	***1:53.221*** (1)	***69.31***		***13:33:18.543***
4 -	1:06.250	48.439	1:54.689 (3)	68.42	1.468	13:35:13.232
5 -	1:06.874	48.475	1:55.349	68.03	2.128	13:37:08.581
6 -	1:06.970	48.164	1:55.134	68.16	1.913	13:39:03.715

P10 52 C Andy FLUX — Yamaha TZR 250 - Mach 1 Automotive LTD

IDEAL LAP TIME : 1:54.412 BEST LAP TIME : 1:54.558 DIFFERENCE : 0.146

LAP	SECTOR 1	SECTOR 2	LAP TIME	MPH	DIFF	TIME OF DAY
1 -		48.774	2:03.941	63.32	9.383	13:29:33.181
2 -	1:07.289	47.968	1:55.257 (3)	68.09	0.699	13:31:28.438
3 -	1:07.299	47.977	1:55.276	68.08	0.718	13:33:23.714
4 -	1:07.707	***47.481***	1:55.188 (2)	68.13	0.630	13:35:18.902
5 -	1:07.726	48.000	1:55.726	67.81	1.168	13:37:14.628
6 -	***1:06.931***	47.627	***1:54.558*** (1)	***68.50***		***13:39:09.186***

P11 72 C John HAMILTON — Yamaha TZR 250 - LW Racing

IDEAL LAP TIME : 1:56.652 BEST LAP TIME : 1:57.167 DIFFERENCE : 0.515

LAP	SECTOR 1	SECTOR 2	LAP TIME	MPH	DIFF	TIME OF DAY
1 -		***48.754***	2:03.844	63.37	6.677	13:29:33.084
2 -	***1:07.898***	49.269	***1:57.167*** (1)	***66.98***		***13:31:30.251***
3 -	1:08.355	50.865	1:59.220 (3)	65.82	2.053	13:33:29.471
4 -	1:09.352	51.239	2:00.591	65.08	3.424	13:35:30.062
5 -	1:08.961	50.117	1:59.078 (2)	65.90	1.911	13:37:29.140
6 -	1:09.201	51.264	2:00.465	65.14	3.298	13:39:29.605

P12 54 C John HOLD — Yamaha RD350 YPVS -

IDEAL LAP TIME : 1:59.405 BEST LAP TIME : 1:59.918 DIFFERENCE : 0.513

LAP	SECTOR 1	SECTOR 2	LAP TIME	MPH	DIFF	TIME OF DAY
1 -		50.815	2:08.254	61.19	8.336	13:29:37.494
2 -	1:10.197	***49.721***	***1:59.918*** (1)	***65.44***		***13:31:37.412***
3 -	1:10.899	50.780	2:01.679	64.49	1.761	13:33:39.091
4 -	1:09.864	50.876	2:00.740 (3)	64.99	0.822	13:35:39.831
5 -	1:10.590	50.182	2:00.772	64.98	0.854	13:37:40.603
6 -	***1:09.684***	50.961	2:00.645 (2)	65.05	0.727	13:39:41.248

Weather / Track : Cloudy / Dry

Cadwell Park: 2.1800 miles
Date: 07/07/2024 Start: 13:27 Finish: 13:38

BMCRC - MRO Championships 2024 - Rnd 5 @ Cadwell Park

DFDS Yamaha Past Masters

RACE 8 - SECTOR ANALYSIS

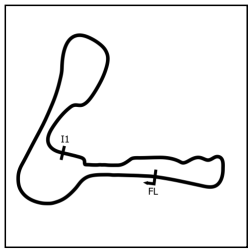

SECTOR 1 = FL to I1, SECTOR 2 = I1 to FL, DIFF = Difference To Personal Best Lap, P = Crossed Finish Line in Pit Lane, D = Time Disallowed

P13 46 C Kevin MARSHALL Yamaha TZR 250 - Stacey Processing

IDEAL LAP TIME : 1:59.918 BEST LAP TIME : 2:00.769 DIFFERENCE : 0.851

LAP	SECTOR 1	SECTOR 2	LAP TIME	MPH	DIFF	TIME OF DAY
1 -		50.709	2:07.128	61.73	6.359	13:29:36.368
2 -	1:09.493	51.437	2:00.930	64.89	0.161	13:31:37.298
3 -	1:10.660	50.938	2:01.598	64.54	0.829	13:33:38.896
4 -	1:09.714	51.055	***2:00.769*** **(1)**	***64.98***		***13:35:39.665***
5 -	1:10.344	***50.490***	2:00.834 **(2)**	64.94	0.065	13:37:40.499
6 -	***1:09.428***	51.423	2:00.851 **(3)**	64.94	0.082	13:39:41.350

P14 67 C Mark BAILEY Yamaha TZR 250 - Elite Air Conditioning Ltd. Hydroflow Plumbir

IDEAL LAP TIME : 2:01.415 BEST LAP TIME : 2:01.610 DIFFERENCE : 0.195

LAP	SECTOR 1	SECTOR 2	LAP TIME	MPH	DIFF	TIME OF DAY
1 -		53.118	2:13.525	58.77	11.915	13:29:42.765
2 -	1:13.124	51.622	2:04.746	62.91	3.136	13:31:47.511
3 -	1:12.059	51.456	2:03.515	63.53	1.905	13:33:51.026
4 -	1:11.693	50.955	2:02.648 **(3)**	63.98	1.038	13:35:53.674
5 -	***1:11.047***	50.948	2:01.995 **(2)**	64.33	0.385	13:37:55.669
6 -	1:11.242	***50.368***	***2:01.610*** **(1)**	***64.53***		***13:39:57.279***

P15 73 C Colvin TURNER Yamaha TZR 250 -

IDEAL LAP TIME : 2:00.193 BEST LAP TIME : 2:02.478 DIFFERENCE : 2.285

LAP	SECTOR 1	SECTOR 2	LAP TIME	MPH	DIFF	TIME OF DAY
1 -		51.155	2:08.213	61.21	5.735	13:29:37.453
2 -	***1:10.020***	52.525	2:02.545 **(2)**	64.04	0.067	13:31:39.998
3 -	1:10.697	52.717	2:03.414 **(3)**	63.59	0.936	13:33:43.412
4 -	1:12.458	52.165	2:04.623	62.97	2.145	13:35:48.035
5 -	1:14.378	52.811	2:07.189	61.70	4.711	13:37:55.224
6 -	1:12.305	***50.173***	***2:02.478*** **(1)**	***64.07***		***13:39:57.702***

P16 84 R Bert ELLISON Yamaha TZR 250 - Ma n pa prentice

IDEAL LAP TIME : 2:08.844 BEST LAP TIME : 2:08.844 DIFFERENCE : 0.000

LAP	SECTOR 1	SECTOR 2	LAP TIME	MPH	DIFF	TIME OF DAY
1 -		56.707	2:21.250	55.56	12.406	13:29:50.490
2 -	1:17.422	53.464	2:10.886 **(3)**	59.96	2.042	13:32:01.376
3 -	1:17.343	54.957	2:12.300	59.32	3.456	13:34:13.676
4 -	1:16.165	53.155	2:09.320 **(2)**	60.68	0.476	13:36:22.996
5 -	***1:15.858***	***52.986***	***2:08.844*** **(1)**	***60.91***		***13:38:31.840***

P17 20 R Sara Sophie OSTERHOLZER Yamaha TZR 250 -

IDEAL LAP TIME : 2:14.480 BEST LAP TIME : 2:15.378 DIFFERENCE : 0.898

LAP	SECTOR 1	SECTOR 2	LAP TIME	MPH	DIFF	TIME OF DAY
1 -		57.845	2:21.792	55.34	6.414	13:29:51.032
2 -	***1:17.461***	57.970	2:15.431 **(2)**	57.94	0.053	13:32:06.463
3 -	1:18.017	57.510	2:15.527 **(3)**	57.90	0.149	13:34:21.990
4 -	1:18.545	58.066	2:16.611	57.44	1.233	13:36:38.601
5 -	1:18.359	***57.019***	***2:15.378*** **(1)**	***57.97***		***13:38:53.979***

P18 65 C Nigel TERRY Yamaha TZR 250 - NTrap Garage Doors

IDEAL LAP TIME : 2:13.618 BEST LAP TIME : 2:14.790 DIFFERENCE : 1.172

LAP	SECTOR 1	SECTOR 2	LAP TIME	MPH	DIFF	TIME OF DAY
1 -		56.912	2:22.412	55.10	7.622	13:29:51.652
2 -	***1:17.209***	57.581	***2:14.790*** **(1)**	***58.22***		***13:32:06.442***
3 -	1:18.339	57.470	2:15.809 **(3)**	57.78	1.019	13:34:22.251
4 -	1:18.611	58.324	2:16.935	57.31	2.145	13:36:39.186
5 -	1:18.613	***56.409***	2:15.022 **(2)**	58.12	0.232	13:38:54.208

Weather / Track : Cloudy / Dry

Cadwell Park: 2.1800 miles
Date: 07/07/2024 Start: 13:27 Finish: 13:38

BMCRC - MRO Championships 2024 - Rnd 5 @ Cadwell Park

DFDS Yamaha Past Masters

RACE 8 - BEST SECTORS

SECTOR 1				SECTOR 2			IDEAL / BEST COMPARISON					
POS	NO	NAME	TIME	NO	NAME	TIME	POS	NO	NAME	IDEAL	BEST	DIFF
									PERFECT LAP	1:46.185		
1	86	WELSH	1:02.185	86	WELSH	44.000	1	86	WELSH	1:46.185	1:46.283	0.098
2	57	MOOK	1:03.175	8	BALL	45.418	2	57	MOOK	1:48.683	1:48.911	0.228
3	27	HAYWARD	1:03.870	57	MOOK	45.508	3	27	HAYWARD	1:49.645	1:49.898	0.253
4	100	HAIGH	1:03.909	27	HAYWARD	45.775	4	8	BALL	1:49.780	1:49.900	0.120
5	4	HALIL	1:04.040	4	HALIL	46.162	5	4	HALIL	1:50.202	1:50.451	0.249
6	8	BALL	1:04.362	100	HAIGH	46.601	6	100	HAIGH	1:50.510	1:50.819	0.309
7	26	LEE	1:05.279	26	LEE	46.633	7	26	LEE	1:51.912	1:52.169	0.257
8	60	GOUGH	1:05.589	52	FLUX	47.481	8	60	GOUGH	1:53.221	1:53.221	0.000
9	52	FLUX	1:06.931	60	GOUGH	47.632	9	52	FLUX	1:54.412	1:54.558	0.146
10	72	HAMILTON	1:07.898	72	HAMILTON	48.754	10	72	HAMILTON	1:56.652	1:57.167	0.515
11	46	MARSHALL	1:09.428	54	HOLD	49.721	11	54	HOLD	1:59.405	1:59.918	0.513
12	54	HOLD	1:09.684	73	TURNER	50.173	12	46	MARSHALL	1:59.918	2:00.769	0.851
13	73	TURNER	1:10.020	67	BAILEY	50.368	13	73	TURNER	2:00.193	2:02.478	2.285
14	67	BAILEY	1:11.047	46	MARSHALL	50.490	14	67	BAILEY	2:01.415	2:01.610	0.195
15	84	ELLISON	1:15.858	84	ELLISON	52.986	15	84	ELLISON	2:08.844	2:08.844	0.000
16	65	TERRY	1:17.209	65	TERRY	56.409	16	65	TERRY	2:13.618	2:14.790	1.172
17	20	OSTERHOLZER	1:17.461	20	OSTERHOLZER	57.019	17	20	OSTERHOLZER	2:14.480	2:15.378	0.898
18							18	51	WHOLEY		1:46.307	

Weather / Track : Cloudy / Dry

Cadwell Park: 2.1800 miles
Date: 07/07/2024 Start: 13:27 Finish: 13:38

Results can be found at www.tsl-timing.com

Printed - 13:40 Sunday, 07 July 2024

BMCRC - MRO Championships 2024 - Rnd 5 @ Cadwell Park

DFDS Yamaha Past Masters

RACE 8 - STATISTICS

Competitors Started	18
Planned Start	2024-07-07 @ 13:20:00.000
Actual Start	2024-07-07 @ 13:27:29.239
Finish Time	2024-07-07 @ 13:38:21.580
Track Length	2.1800mi.
Total Laps	105
Total Distance Covered	228.9019mi.

Session Fastest Lap History

NO	CL	NAME	LAP TIME	TIME OF DAY	LAP	VEHICLE
51		**Kevin WHOLEY**	**1:49.554**	13:31:14.143	2	Yamaha TZR 250
86		**Richie WELSH**	**1:47.812**	13:31:14.192	2	Yamaha TZR 250
86		**Richie WELSH**	**1:47.252**	13:33:01.474	3	Yamaha TZR 250
86		**Richie WELSH**	**1:47.113**	13:34:48.587	4	Yamaha TZR 250
51		**Kevin WHOLEY**	**1:47.102**	13:34:49.857	4	Yamaha TZR 250
51		**Kevin WHOLEY**	**1:46.307**	13:38:24.607	6	Yamaha TZR 250
86		**Richie WELSH**	**1:46.283**	13:38:24.710	6	Yamaha TZR 250

Session Leader History

NO	CL	NAME	FROM LAP	LAPS LED	DISTANCE	VEHICLE
51		**Kevin WHOLEY**	1	2	4.36 miles	Yamaha TZR 250
86		**Richie WELSH**	3	2	4.36 miles	Yamaha TZR 250
51		**Kevin WHOLEY**	5	2	4.36 miles	Yamaha TZR 250

Flag History

TYPE	TIME OF DAY
GREEN	13:27:29.239
FINISH	13:38:21.580

Flag Statistics

TYPE	COUNT	TOTAL LAPS	TOTAL TIME
Green	1	6	12:37.002
Red	0	0	0.000
Safety Car	0	0	0.000
FCY	0	0	0.000

Weather / Track : Cloudy / Dry

Cadwell Park: 2.1800 miles
Date: 07/07/2024 Start: 13:27 Finish: 13:38

BMCRC - MRO Championships 2024 - Rnd 5 @ Cadwell Park

DFDS Yamaha Past Masters

RACE 8 - STATISTICS

CLASS : 7 Starters

Fastest Lap History

NO	NAME	LAP TIME	TIME OF DAY	LAP	VEHICLE
51	**Kevin WHOLEY**	**1:49.554**	13:31:14.143	2	Yamaha TZR 250
86	**Richie WELSH**	**1:47.812**	13:31:14.192	2	Yamaha TZR 250
86	**Richie WELSH**	**1:47.252**	13:33:01.474	3	Yamaha TZR 250
86	**Richie WELSH**	**1:47.113**	13:34:48.587	4	Yamaha TZR 250
51	**Kevin WHOLEY**	**1:47.102**	13:34:49.857	4	Yamaha TZR 250
51	**Kevin WHOLEY**	**1:46.307**	13:38:24.607	6	Yamaha TZR 250
86	**Richie WELSH**	**1:46.283**	13:38:24.710	6	Yamaha TZR 250

Leader History

NO	NAME	FROM LAP	LAPS LED	DISTANCE	VEHICLE
51	**Kevin WHOLEY**	1	2	4.36 miles	Yamaha TZR 250
86	**Richie WELSH**	3	2	4.36 miles	Yamaha TZR 250
51	**Kevin WHOLEY**	5	2	4.36 miles	Yamaha TZR 250

Weather / Track : Cloudy / Dry

Cadwell Park: 2.1800 miles
Date: 07/07/2024 Start: 13:27 Finish: 13:38

BMCRC - MRO Championships 2024 - Rnd 5 @ Cadwell Park

DFDS Yamaha Past Masters

RACE 8 - STATISTICS

CLASS : C

9 Starters

Fastest Lap History

NO	NAME	LAP TIME	TIME OF DAY	LAP	VEHICLE
100	**Mark HAIGH**	**1:53.341**	13:31:24.600	2	Yamaha TZR 250
100	**Mark HAIGH**	**1:51.842**	13:33:16.443	3	Yamaha TZR 250
100	**Mark HAIGH**	**1:51.418**	13:35:07.861	4	Yamaha TZR 250
100	**Mark HAIGH**	**1:50.819**	13:36:58.679	5	Yamaha TZR 250

Leader History

NO	NAME	FROM LAP	LAPS LED	DISTANCE	VEHICLE
100	**Mark HAIGH**	1	6	13.08 miles	Yamaha TZR 250

Weather / Track : Cloudy / Dry

Cadwell Park: 2.1800 miles
Date: 07/07/2024 Start: 13:27 Finish: 13:38

BMCRC - MRO Championships 2024 - Rnd 5 @ Cadwell Park

DFDS Yamaha Past Masters

RACE 8 - STATISTICS

CLASS : R

2 Starters

Fastest Lap History

NO	NAME	LAP TIME	TIME OF DAY	LAP	VEHICLE
84	**Bert ELLISON**	**2:10.886**	13:32:01.409	2	Yamaha TZR 250
84	**Bert ELLISON**	**2:09.320**	13:36:23.029	4	Yamaha TZR 250
84	**Bert ELLISON**	**2:08.844**	13:38:31.875	5	Yamaha TZR 250

Leader History

NO	NAME	FROM LAP	LAPS LED	DISTANCE	VEHICLE
84	**Bert ELLISON**	1	5	10.90 miles	Yamaha TZR 250

Weather / Track : Cloudy / Dry

Cadwell Park: 2.1800 miles
Date: 07/07/2024 Start: 13:27 Finish: 13:38

BMCRC - MRO Championships 2024 - Rnd 5 @ Cadwell Park

DFDS Yamaha Past Masters

RACE 19 - GRID (6 Laps)

ROW 7	19	30	Alan COOPER								
ROW 6	16	84	Bert ELLISON	2:08.844	17	65	Nigel TERRY	2:14.790	18	20	Sara Sophie OSTERHOLZER	2:15.378
ROW 5	13	46	Kevin MARSHALL	2:00.769	14	67	Mark BAILEY	2:01.610	15	73	Colvin TURNER	2:02.478
ROW 4	10	52	Andy FLUX	1:54.558	11	72	John HAMILTON	1:57.167	12	54	John HOLD	1:59.918
ROW 3	7	100	Mark HAIGH	1:50.819	8	26	Damian LEE	1:52.169	9	60	Danny GOUGH	1:53.221
ROW 2	4	27	Richard HAYWARD	1:49.898	5	8	David BALL	1:49.900	6	4	Denis HALIL	1:50.451
ROW 1	1	86	Richie WELSH	1:46.283	2	51	Kevin WHOLEY	1:46.307	3	57	Geoff MOOK	1:48.911

Pole

These results are provisional until the conclusion of any judicial and technical matters.

Cadwell Park: 2.1800 miles

Clerk Of Course:	Stewards:	Timekeeper: Craig Smith	

Results can be found at www.tsl-timing.com

Printed - 13:42 Sunday, 07 July 2024

BMCRC - MRO Championships 2024 - Rnd 5 @ Cadwell Park

DFDS Yamaha Past Masters

RACE 19 - CLASSIFICATION

Race Distance: 5 Laps / 10.90 miles

POS	NO	CL	PIC	NAME	ENTRY	LAPS	TIME	GAP	DIFF	MPH	BEST	ON	GRD	↑↓
1	51		1	Kevin WHOLEY	Yamaha TZR 250 - Twistgrip Motorcycles	5	8:49.953			74.04	1:43.378	5	2	1
2	86		2	Richie WELSH	Yamaha TZR 250 - Eden's Baby Experiences/ Peter Fleming	5	8:51.451	1.498	1.498	73.83	1:44.344	5	1	-1
3	57		3	Geoff MOOK	Yamaha TZR 250 -	5	8:53.447	3.494	1.996	73.55	1:44.276	5	3	0
4	8		4	David BALL	Yamaha TZR 250 - Gardiner, Page and Roe Pension Consul	5	8:54.304	4.351	0.857	73.44	1:44.932	4	5	1
5	26		5	Damian LEE	Yamaha TZR 250 - Leed Autos	5	9:07.677	17.724	13.373	71.64	1:47.460	2	8	3
6	27		6	Richard HAYWARD	Yamaha TZR 250 - BC Vehicle Repairs/ Snap on Tools	5	9:21.270	31.317	13.593	69.91	1:49.844	5	4	-2
7	4		7	Denis HALIL	Yamaha TZR 250 - D & A Autos	5	9:21.902	31.949	0.632	69.83	1:49.796	4	6	-1
8	100	C	1	Mark HAIGH	Yamaha TZR 250 - www.ypmrc.co.uk	5	9:21.985	32.032	0.083	69.82	1:49.574	4	7	-1
9	60	C	2	Danny GOUGH	Yamaha TZR 250 - G Force Motorcycles	5	9:37.384	47.431	15.399	67.96	1:53.568	3	9	0
10	72	C	3	John HAMILTON	Yamaha TZR 250 - LW Racing	5	9:38.767	48.814	1.383	67.79	1:53.569	2	11	1
11	52	C	4	Andy FLUX	Yamaha TZR 250 - Mach 1 Automotive LTD	5	9:40.617	50.664	1.850	67.58	1:54.408	3	10	-1
12	46	C	5	Kevin MARSHALL	Yamaha TZR 250 - Stacey Processing	5	10:05.559	1:15.606	24.942	64.80	1:58.445	2	13	1
13	73	C	6	Colvin TURNER	Yamaha TZR 250 -	5	10:06.054	1:16.101	0.495	64.74	1:59.811	4	15	2
14	67	C	7	Mark BAILEY	Yamaha TZR 250 - Elite Air Conditioning Ltd. Hydroflow Plun	5	10:06.415	1:16.462	0.361	64.70	1:59.039	2	14	0
15	84	R	1	Bert ELLISON	Yamaha TZR 250 - Ma n pa prentice	5	10:41.549	1:51.596	35.134	61.16	2:03.778	5	16	1
16	65	C	8	Nigel TERRY	Yamaha TZR 250 - NTrap Garage Doors	5	10:44.111	1:54.158	2.562	60.92	2:04.253	4	17	1
17	20	R	2	Sara Sophie OSTERHOLZER	Yamaha TZR 250 -	4	8:56.819	1 Lap	1 Lap	58.47	2:12.888	4	18	1

FASTEST LAP

51		Kevin WHOLEY	Yamaha TZR 250 - Twistgrip Motorcycles	5	1:43.378	75.91 mph	122.17 kph
100	C	Mark HAIGH	Yamaha TZR 250 - www.ypmrc.co.uk	4	1:49.574	71.62 mph	115.26 kph
84	R	Bert ELLISON	Yamaha TZR 250 - Ma n pa prentice	5	2:03.778	63.40 mph	102.03 kph

Comments:
Class - 92.5% of Race Speed = 68.48 mph
Class C - 92.5% of Race Speed = 64.58 mph
Class R - 92.5% of Race Speed = 56.57 mph

Weather / Track : Cloudy / Dry
These results are provisional until the conclusion of any judicial and technical matters.

Date: 07/07/2024 Start: 17:33 Finish: 17:42
Cadwell Park: 2.1800 miles

Clerk Of Course:	Stewards:	Timekeeper: Craig Smith	

Results can be found at www.tsl-timing.com

Printed - 17:44 Sunday, 07 July 2024

BMCRC - MRO Championships 2024 - Rnd 5 @ Cadwell Park

DFDS Yamaha Past Masters

RACE 19 - LAP CHART

LAP 1 @ 17:35:03.332

NO	BEHIND	LAP TIME
51		1:51.827
86	0.698	1:52.525
57	1.467	1:53.294
8	1.535	1:53.362
26	4.647	1:56.474
27	5.268	1:57.095
4	5.975	1:57.802
100	6.929	1:58.756
60	9.375	2:01.202
72	10.359	2:02.186
52	10.565	2:02.392
73	12.592	2:04.419
67	14.411	2:06.238
46	14.567	2:06.394
84	23.879	2:15.706
20	25.842	2:17.669
65	26.422	2:18.249

LAP 2 @ 17:36:49.092

NO	BEHIND	LAP TIME
51		1:45.760
86	0.034	1:45.096
8	1.014	1:45.239
57	1.289	1:45.582
26	6.347	1:47.460
27	10.945	1:51.437
4	11.328	1:51.113
100	12.208	1:51.039
72	18.168	1:53.569
60	18.627	1:55.012
52	19.275	1:54.470
73	26.947	2:00.115
46	27.252	1:58.445
67	27.690	1:59.039
84	47.567	2:09.448
65	50.607	2:09.945
20	53.392	2:13.310

LAP 3 @ 17:38:33.941

NO	BEHIND	LAP TIME
86		1:44.815
51	0.337	1:45.186
8	1.590	1:45.425
57	2.025	1:45.585
26	9.970	1:48.472
27	18.578	1:52.482
4	18.667	1:52.188
100	19.320	1:51.961
72	27.262	1:53.943
60	27.346	1:53.568
52	28.834	1:54.408
46	42.910	2:00.507
67	43.270	2:00.429
73	43.732	2:01.634
84	1:10.417	2:07.699
65	1:12.561	2:06.803
20	1:21.495	2:12.952

LAP 4 @ 17:40:18.080

NO	BEHIND	LAP TIME
51		1:43.802
86	0.532	1:44.671
8	2.383	1:44.932
57	2.596	1:44.710
26	13.432	1:47.601
4	24.324	1:49.796
100	24.755	1:49.574
27	24.851	1:50.412
60	37.189	1:53.982
72	37.828	1:54.705
52	39.279	1:54.584
46	58.712	1:59.941
67	59.179	2:00.048
73	59.404	1:59.811
84	1:31.196	2:04.918
65	1:32.675	2:04.253

LAP 5 @ 17:42:01.458

NO	BEHIND	LAP TIME
51		1:43.378
86	1.498	1:44.344
57	3.494	1:44.276
8	4.351	1:45.346
20	1 Lap	2:12.888
26	17.724	1:47.670
27	31.317	1:49.844
4	31.949	1:51.003
100	32.032	1:50.655
60	47.431	1:53.620
72	48.814	1:54.364
52	50.664	1:54.763
46	1:15.606	2:00.272
73	1:16.101	2:00.075
67	1:16.462	2:00.661
84	1:51.596	2:03.778
65	1:54.158	2:04.861

Weather / Track : Cloudy / Dry

Cadwell Park: 2.1800 miles
Date: 07/07/2024 Start: 17:33 Finish: 17:42

Results can be found at www.tsl-timing.com

Printed - 17:44 Sunday, 07 July 2024

BMCRC - MRO Championships 2024 - Rnd 5 @ Cadwell Park

DFDS Yamaha Past Masters

RACE 19 - POSITION CHART

No	Name	Lap / Pos	1	2	3	4	5
86	WELSH	1	51	51	86	51	51
51	WHOLEY	2	86	86	51	86	86
57	MOOK	3	57	8	8	8	57
27	HAYWARD	4	8	57	57	57	8
8	BALL	5	26	26	26	26	26
4	HALIL	6	27	27	27	4	27
100	HAIGH	7	4	4	4	100	4
26	LEE	8	100	100	100	27	100
60	GOUGH	9	60	72	72	60	60
52	FLUX	10	72	60	60	72	72
72	HAMILTON	11	52	52	52	52	52
46	MARSHALL	12	73	73	46	46	46
67	BAILEY	13	67	46	67	67	73
73	TURNER	14	46	67	73	73	67
84	ELLISON	15	84	84	84	84	84
65	TERRY	16	20	65	65	65	65
20	OSTERHOLZER	17	65	20	20	20	

Weather / Track : Cloudy / Dry

Cadwell Park: 2.1800 miles
Date: 07/07/2024 Start: 17:33 Finish: 17:42

Results can be found at www.tsl-timing.com

Printed - 17:44 Sunday, 07 July 2024

BMCRC - MRO Championships 2024 - Rnd 5 @ Cadwell Park

DFDS Yamaha Past Masters

RACE 19 - SECTOR ANALYSIS

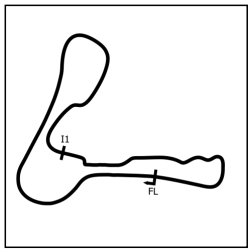

SECTOR 1 = FL to I1, SECTOR 2 = I1 to FL, DIFF = Difference To Personal Best Lap, P = Crossed Finish Line in Pit Lane, D = Time Disallowed

P1 51 Kevin WHOLEY — Yamaha TZR 250 - Twistgrip Motorcycles

IDEAL LAP TIME : 1:43.212 BEST LAP TIME : 1:43.378 DIFFERENCE : 0.166

LAP	SECTOR 1	SECTOR 2	LAP TIME	MPH	DIFF	TIME OF DAY
1 -		44.942	1:51.827	70.17	8.449	17:35:03.332
2 -	1:01.393	44.367	1:45.760	74.20	2.382	17:36:49.092
3 -	1:01.204	43.982	1:45.186 (3)	74.61	1.808	17:38:34.278
4 -	1:00.513	***43.289***	1:43.802 (2)	75.60	0.424	17:40:18.080
5 -	***59.923***	43.455	***1:43.378 (1)***	***75.91***		***17:42:01.458***

P2 86 Richie WELSH — Yamaha TZR 250 - Eden's Baby Experiences/ Peter Fleming Ya

IDEAL LAP TIME : 1:43.529 BEST LAP TIME : 1:44.344 DIFFERENCE : 0.815

LAP	SECTOR 1	SECTOR 2	LAP TIME	MPH	DIFF	TIME OF DAY
1 -		44.659	1:52.525	69.74	8.181	17:35:04.030
2 -	1:00.882	44.214	1:45.096	74.67	0.752	17:36:49.126
3 -	1:00.851	43.964	1:44.815 (3)	74.87	0.471	17:38:33.941
4 -	1:01.497	***43.174***	1:44.671 (2)	74.97	0.327	17:40:18.612
5 -	***1:00.355***	43.989	***1:44.344 (1)***	***75.21***		***17:42:02.956***

P3 57 Geoff MOOK — Yamaha TZR 250 -

IDEAL LAP TIME : 1:44.050 BEST LAP TIME : 1:44.276 DIFFERENCE : 0.226

LAP	SECTOR 1	SECTOR 2	LAP TIME	MPH	DIFF	TIME OF DAY
1 -		45.113	1:53.294	69.27	9.018	17:35:04.799
2 -	1:01.636	43.946	1:45.582 (3)	74.33	1.306	17:36:50.381
3 -	1:00.986	44.599	1:45.585	74.32	1.309	17:38:35.966
4 -	1:00.776	***43.934***	1:44.710 (2)	74.95	0.434	17:40:20.676
5 -	***1:00.116***	44.160	***1:44.276 (1)***	***75.26***		***17:42:04.952***

P4 8 David BALL — Yamaha TZR 250 - Gardiner, Page and Roe Pension Consultant

IDEAL LAP TIME : 1:44.518 BEST LAP TIME : 1:44.932 DIFFERENCE : 0.414

LAP	SECTOR 1	SECTOR 2	LAP TIME	MPH	DIFF	TIME OF DAY
1 -		44.778	1:53.362	69.22	8.430	17:35:04.867
2 -	1:01.119	44.120	1:45.239 (2)	74.57	0.307	17:36:50.106
3 -	1:00.960	44.465	1:45.425	74.44	0.493	17:38:35.531
4 -	1:01.079	***43.853***	***1:44.932 (1)***	***74.79***		***17:40:20.463***
5 -	***1:00.665***	44.681	1:45.346 (3)	74.49	0.414	17:42:05.809

P5 26 Damian LEE — Yamaha TZR 250 - Leed Autos

IDEAL LAP TIME : 1:47.391 BEST LAP TIME : 1:47.460 DIFFERENCE : 0.069

LAP	SECTOR 1	SECTOR 2	LAP TIME	MPH	DIFF	TIME OF DAY
1 -		46.147	1:56.474	67.37	9.014	17:35:07.979
2 -	1:02.532	***44.928***	***1:47.460 (1)***	***73.03***		***17:36:55.439***
3 -	1:02.812	45.660	1:48.472	72.35	1.012	17:38:43.911
4 -	1:02.673	***44.928***	1:47.601 (2)	72.93	0.141	17:40:31.512
5 -	***1:02.463***	45.207	1:47.670 (3)	72.89	0.210	17:42:19.182

P6 27 Richard HAYWARD — Yamaha TZR 250 - BC Vehicle Repairs/ Snap on Tools

IDEAL LAP TIME : 1:49.614 BEST LAP TIME : 1:49.844 DIFFERENCE : 0.230

LAP	SECTOR 1	SECTOR 2	LAP TIME	MPH	DIFF	TIME OF DAY
1 -		47.038	1:57.095	67.02	7.251	17:35:08.600
2 -	1:04.551	46.886	1:51.437 (3)	70.42	1.593	17:37:00.037
3 -	1:05.422	47.060	1:52.482	69.77	2.638	17:38:52.519
4 -	1:04.434	***45.978***	1:50.412 (2)	71.07	0.568	17:40:42.931
5 -	***1:03.636***	46.208	***1:49.844 (1)***	***71.44***		***17:42:32.775***

Weather / Track : Cloudy / Dry

Cadwell Park: 2.1800 miles
Date: 07/07/2024 Start: 17:33 Finish: 17:42

BMCRC - MRO Championships 2024 - Rnd 5 @ Cadwell Park

DFDS Yamaha Past Masters

RACE 19 - SECTOR ANALYSIS

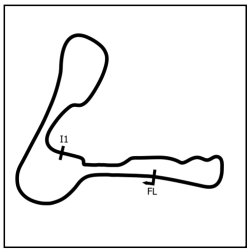

SECTOR 1 = FL to I1, SECTOR 2 = I1 to FL, DIFF = Difference To Personal Best Lap, P = Crossed Finish Line in Pit Lane, D = Time Disallowed

P7 4 Denis HALIL — Yamaha TZR 250 - D & A Autos

IDEAL LAP TIME : 1:49.796 BEST LAP TIME : 1:49.796 DIFFERENCE : 0.000

LAP	SECTOR 1	SECTOR 2	LAP TIME	MPH	DIFF	TIME OF DAY
1 -		47.190	1:57.802	66.62	8.006	17:35:09.307
2 -	1:03.951	47.162	1:51.113 (3)	70.63	1.317	17:37:00.420
3 -	1:05.478	46.710	1:52.188	69.95	2.392	17:38:52.608
4 -	***1:03.262***	***46.534***	***1:49.796 (1)***	***71.47***		***17:40:42.404***
5 -	1:03.803	47.200	1:51.003 (2)	70.70	1.207	17:42:33.407

P8 100 C Mark HAIGH — Yamaha TZR 250 - www.ypmrc.co.uk

IDEAL LAP TIME : 1:48.954 BEST LAP TIME : 1:49.574 DIFFERENCE : 0.620

LAP	SECTOR 1	SECTOR 2	LAP TIME	MPH	DIFF	TIME OF DAY
1 -		47.694	1:58.756	66.08	9.182	17:35:10.261
2 -	1:05.322	***45.717***	1:51.039 (3)	70.67	1.465	17:37:01.300
3 -	1:05.029	46.932	1:51.961	70.09	2.387	17:38:53.261
4 -	***1:03.237***	46.337	***1:49.574 (1)***	***71.62***		***17:40:42.835***
5 -	1:03.953	46.702	1:50.655 (2)	70.92	1.081	17:42:33.490

P9 60 C Danny GOUGH — Yamaha TZR 250 - G Force Motorcycles

IDEAL LAP TIME : 1:53.568 BEST LAP TIME : 1:53.568 DIFFERENCE : 0.000

LAP	SECTOR 1	SECTOR 2	LAP TIME	MPH	DIFF	TIME OF DAY
1 -		48.363	2:01.202	64.75	7.634	17:35:12.707
2 -	1:07.522	47.490	1:55.012	68.23	1.444	17:37:07.719
3 -	***1:06.295***	***47.273***	***1:53.568 (1)***	***69.10***		***17:39:01.287***
4 -	1:06.387	47.595	1:53.982 (3)	68.85	0.414	17:40:55.269
5 -	1:06.325	47.295	1:53.620 (2)	69.07	0.052	17:42:48.889

P10 72 C John HAMILTON — Yamaha TZR 250 - LW Racing

IDEAL LAP TIME : 1:53.538 BEST LAP TIME : 1:53.569 DIFFERENCE : 0.031

LAP	SECTOR 1	SECTOR 2	LAP TIME	MPH	DIFF	TIME OF DAY
1 -		49.099	2:02.186	64.23	8.617	17:35:13.691
2 -	1:05.725	***47.844***	***1:53.569 (1)***	***69.10***		***17:37:07.260***
3 -	***1:05.694***	48.249	1:53.943 (2)	68.87	0.374	17:39:01.203
4 -	1:06.193	48.512	1:54.705	68.41	1.136	17:40:55.908
5 -	1:06.011	48.353	1:54.364 (3)	68.62	0.795	17:42:50.272

P11 52 C Andy FLUX — Yamaha TZR 250 - Mach 1 Automotive LTD

IDEAL LAP TIME : 1:54.342 BEST LAP TIME : 1:54.408 DIFFERENCE : 0.066

LAP	SECTOR 1	SECTOR 2	LAP TIME	MPH	DIFF	TIME OF DAY
1 -		48.546	2:02.392	64.12	7.984	17:35:13.897
2 -	1:07.047	***47.423***	1:54.470 (2)	68.56	0.062	17:37:08.367
3 -	1:06.982	47.426	***1:54.408 (1)***	***68.59***		***17:39:02.775***
4 -	***1:06.919***	47.665	1:54.584 (3)	68.49	0.176	17:40:57.359
5 -	1:06.938	47.825	1:54.763	68.38	0.355	17:42:52.122

P12 46 C Kevin MARSHALL — Yamaha TZR 250 - Stacey Processing

IDEAL LAP TIME : 1:58.438 BEST LAP TIME : 1:58.445 DIFFERENCE : 0.007

LAP	SECTOR 1	SECTOR 2	LAP TIME	MPH	DIFF	TIME OF DAY
1 -		***49.512***	2:06.394	62.09	7.949	17:35:17.899
2 -	***1:08.926***	49.519	***1:58.445 (1)***	***66.25***		***17:37:16.344***
3 -	1:10.038	50.469	2:00.507	65.12	2.062	17:39:16.851
4 -	1:09.696	50.245	1:59.941 (2)	65.43	1.496	17:41:16.792
5 -	1:09.795	50.477	2:00.272 (3)	65.25	1.827	17:43:17.064

Weather / Track : Cloudy / Dry

Cadwell Park: 2.1800 miles
Date: 07/07/2024 Start: 17:33 Finish: 17:42

BMCRC - MRO Championships 2024 - Rnd 5 @ Cadwell Park

DFDS Yamaha Past Masters

RACE 19 - SECTOR ANALYSIS

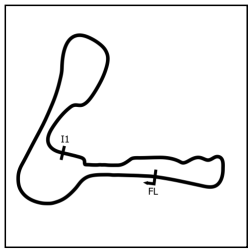

SECTOR 1 = FL to I1, SECTOR 2 = I1 to FL, DIFF = Difference To Personal Best Lap, P = Crossed Finish Line in Pit Lane, D = Time Disallowed

P13 73 C Colvin TURNER Yamaha TZR 250 -

IDEAL LAP TIME : 1:58.498 BEST LAP TIME : 1:59.811 DIFFERENCE : 1.313

LAP	SECTOR 1	SECTOR 2	LAP TIME	MPH	DIFF	TIME OF DAY
1 -		***49.476***	2:04.419	63.07	4.608	17:35:15.924
2 -	***1:09.022***	51.093	2:00.115 **(3)**	65.33	0.304	17:37:16.039
3 -	1:11.542	50.092	2:01.634	64.52	1.823	17:39:17.673
4 -	1:09.817	49.994	***1:59.811*** **(1)**	***65.50***		***17:41:17.484***
5 -	1:09.373	50.702	2:00.075 **(2)**	65.35	0.264	17:43:17.559

P14 67 C Mark BAILEY Yamaha TZR 250 - Elite Air Conditioning Ltd. Hydroflow Plumbir

IDEAL LAP TIME : 1:59.039 BEST LAP TIME : 1:59.039 DIFFERENCE : 0.000

LAP	SECTOR 1	SECTOR 2	LAP TIME	MPH	DIFF	TIME OF DAY
1 -		50.174	2:06.238	62.16	7.199	17:35:17.743
2 -	***1:09.617***	***49.422***	***1:59.039*** **(1)**	***65.92***		***17:37:16.782***
3 -	1:10.552	49.877	2:00.429 **(3)**	65.16	1.390	17:39:17.211
4 -	1:09.713	50.335	2:00.048 **(2)**	65.37	1.009	17:41:17.259
5 -	1:10.034	50.627	2:00.661	65.04	1.622	17:43:17.920

P15 84 R Bert ELLISON Yamaha TZR 250 - Ma n pa prentice

IDEAL LAP TIME : 2:03.778 BEST LAP TIME : 2:03.778 DIFFERENCE : 0.000

LAP	SECTOR 1	SECTOR 2	LAP TIME	MPH	DIFF	TIME OF DAY
1 -		54.458	2:15.706	57.83	11.928	17:35:27.211
2 -	1:15.741	53.707	2:09.448	60.62	5.670	17:37:36.659
3 -	1:15.003	52.696	2:07.699 **(3)**	61.45	3.921	17:39:44.358
4 -	1:13.347	51.571	2:04.918 **(2)**	62.82	1.140	17:41:49.276
5 -	***1:13.184***	***50.594***	***2:03.778*** **(1)**	***63.40***		***17:43:53.054***

P16 65 C Nigel TERRY Yamaha TZR 250 - NTrap Garage Doors

IDEAL LAP TIME : 2:04.253 BEST LAP TIME : 2:04.253 DIFFERENCE : 0.000

LAP	SECTOR 1	SECTOR 2	LAP TIME	MPH	DIFF	TIME OF DAY
1 -		55.255	2:18.249	56.76	13.996	17:35:29.754
2 -	1:15.804	54.141	2:09.945	60.39	5.692	17:37:39.699
3 -	1:14.084	52.719	2:06.803 **(3)**	61.89	2.550	17:39:46.502
4 -	***1:12.572***	***51.681***	***2:04.253*** **(1)**	***63.16***		***17:41:50.755***
5 -	1:12.623	52.238	2:04.861 **(2)**	62.85	0.608	17:43:55.616

P17 20 R Sara Sophie OSTERHOLZER Yamaha TZR 250 -

IDEAL LAP TIME : 2:10.910 BEST LAP TIME : 2:12.888 DIFFERENCE : 1.978

LAP	SECTOR 1	SECTOR 2	LAP TIME	MPH	DIFF	TIME OF DAY
1 -		***55.298***	2:17.669	57.00	4.781	17:35:29.174
2 -	***1:15.612***	57.698	2:13.310 **(3)**	58.87	0.422	17:37:42.484
3 -	1:17.247	55.705	2:12.952 **(2)**	59.02	0.064	17:39:55.436
4 -	1:16.618	56.270	***2:12.888*** **(1)**	***59.05***		***17:42:08.324***

Weather / Track : Cloudy / Dry

Cadwell Park: 2.1800 miles
Date: 07/07/2024 Start: 17:33 Finish: 17:42

BMCRC - MRO Championships 2024 - Rnd 5 @ Cadwell Park

DFDS Yamaha Past Masters

RACE 19 - BEST SECTORS

SECTOR 1				SECTOR 2			IDEAL / BEST COMPARISON					
POS	NO	NAME	TIME	NO	NAME	TIME	POS	NO	NAME	IDEAL	BEST	DIFF
									PERFECT LAP	1:43.097		
1	51	WHOLEY	59.923	86	WELSH	43.174	1	51	WHOLEY	1:43.212	1:43.378	0.166
2	57	MOOK	1:00.116	51	WHOLEY	43.289	2	86	WELSH	1:43.529	1:44.344	0.815
3	86	WELSH	1:00.355	8	BALL	43.853	3	57	MOOK	1:44.050	1:44.276	0.226
4	8	BALL	1:00.665	57	MOOK	43.934	4	8	BALL	1:44.518	1:44.932	0.414
5	26	LEE	1:02.463	26	LEE	44.928	5	26	LEE	1:47.391	1:47.460	0.069
6	100	HAIGH	1:03.237	100	HAIGH	45.717	6	100	HAIGH	1:48.954	1:49.574	0.620
7	4	HALIL	1:03.262	27	HAYWARD	45.978	7	27	HAYWARD	1:49.614	1:49.844	0.230
8	27	HAYWARD	1:03.636	4	HALIL	46.534	8	4	HALIL	1:49.796	1:49.796	0.000
9	72	HAMILTON	1:05.694	60	GOUGH	47.273	9	72	HAMILTON	1:53.538	1:53.569	0.031
10	60	GOUGH	1:06.295	52	FLUX	47.423	10	60	GOUGH	1:53.568	1:53.568	0.000
11	52	FLUX	1:06.919	72	HAMILTON	47.844	11	52	FLUX	1:54.342	1:54.408	0.066
12	46	MARSHALL	1:08.926	67	BAILEY	49.422	12	46	MARSHALL	1:58.438	1:58.445	0.007
13	73	TURNER	1:09.022	73	TURNER	49.476	13	73	TURNER	1:58.498	1:59.811	1.313
14	67	BAILEY	1:09.617	46	MARSHALL	49.512	14	67	BAILEY	1:59.039	1:59.039	0.000
15	65	TERRY	1:12.572	84	ELLISON	50.594	15	84	ELLISON	2:03.778	2:03.778	0.000
16	84	ELLISON	1:13.184	65	TERRY	51.681	16	65	TERRY	2:04.253	2:04.253	0.000
17	20	OSTERHOLZER	1:15.612	20	OSTERHOLZER	55.298	17	20	OSTERHOLZER	2:10.910	2:12.888	1.978

Weather / Track : Cloudy / Dry

Cadwell Park: 2.1800 miles
Date: 07/07/2024 Start: 17:33 Finish: 17:42

Results can be found at www.tsl-timing.com

Printed - 17:44 Sunday, 07 July 2024

BMCRC - MRO Championships 2024 - Rnd 5 @ Cadwell Park

DFDS Yamaha Past Masters

RACE 19 - STATISTICS

Competitors Started	17
Planned Start	2024-07-07 @ 17:15:00.000
Actual Start	2024-07-07 @ 17:33:11.504
Finish Time	2024-07-07 @ 17:42:01.457
Track Length	2.1800mi.
Total Laps	84
Total Distance Covered	183.1215mi.

Session Fastest Lap History

NO	CL	NAME	LAP TIME	TIME OF DAY	LAP	VEHICLE
51		**Kevin WHOLEY**	**1:45.760**	17:36:49.120	2	Yamaha TZR 250
86		**Richie WELSH**	**1:45.096**	17:36:49.126	2	Yamaha TZR 250
86		**Richie WELSH**	**1:44.815**	17:38:33.970	3	Yamaha TZR 250
51		**Kevin WHOLEY**	**1:43.802**	17:40:18.108	4	Yamaha TZR 250
51		**Kevin WHOLEY**	**1:43.378**	17:42:01.486	5	Yamaha TZR 250

Session Leader History

NO	CL	NAME	FROM LAP	LAPS LED	DISTANCE	VEHICLE
51		**Kevin WHOLEY**	1	2	4.36 miles	Yamaha TZR 250
86		**Richie WELSH**	3	1	2.18 miles	Yamaha TZR 250
51		**Kevin WHOLEY**	4	2	4.36 miles	Yamaha TZR 250

Flag History

TYPE	TIME OF DAY
GREEN	17:33:11.504
FINISH	17:42:01.457

Flag Statistics

TYPE	COUNT	TOTAL LAPS	TOTAL TIME
Green	1	5	10:55.209
Red	0	0	0.000
Safety Car	0	0	0.000
FCY	0	0	0.000

Weather / Track : Cloudy / Dry

Cadwell Park: 2.1800 miles
Date: 07/07/2024 Start: 17:33 Finish: 17:42

BMCRC - MRO Championships 2024 - Rnd 5 @ Cadwell Park

DFDS Yamaha Past Masters

RACE 19 - STATISTICS

CLASS : 7 Starters

Fastest Lap History

NO	NAME	LAP TIME	TIME OF DAY	LAP	VEHICLE
51	**Kevin WHOLEY**	**1:45.760**	17:36:49.120	2	Yamaha TZR 250
86	**Richie WELSH**	**1:45.096**	17:36:49.126	2	Yamaha TZR 250
86	**Richie WELSH**	**1:44.815**	17:38:33.970	3	Yamaha TZR 250
51	**Kevin WHOLEY**	**1:43.802**	17:40:18.108	4	Yamaha TZR 250
51	**Kevin WHOLEY**	**1:43.378**	17:42:01.486	5	Yamaha TZR 250

Leader History

NO	NAME	FROM LAP	LAPS LED	DISTANCE	VEHICLE
51	**Kevin WHOLEY**	1	2	4.36 miles	Yamaha TZR 250
86	**Richie WELSH**	3	1	2.18 miles	Yamaha TZR 250
51	**Kevin WHOLEY**	4	2	4.36 miles	Yamaha TZR 250

Weather / Track : Cloudy / Dry

Cadwell Park: 2.1800 miles
Date: 07/07/2024 Start: 17:33 Finish: 17:42

BMCRC - MRO Championships 2024 - Rnd 5 @ Cadwell Park

DFDS Yamaha Past Masters

RACE 19 - STATISTICS

CLASS : C

8 Starters

Fastest Lap History

NO	NAME	LAP TIME	TIME OF DAY	LAP	VEHICLE
100	**Mark HAIGH**	**1:51.039**	17:37:01.331	2	Yamaha TZR 250
100	**Mark HAIGH**	**1:49.574**	17:40:42.866	4	Yamaha TZR 250

Leader History

NO	NAME	FROM LAP	LAPS LED	DISTANCE	VEHICLE
100	**Mark HAIGH**	1	5	10.90 miles	Yamaha TZR 250

Weather / Track : Cloudy / Dry

Cadwell Park: 2.1800 miles
Date: 07/07/2024 Start: 17:33 Finish: 17:42

BMCRC - MRO Championships 2024 - Rnd 5 @ Cadwell Park

DFDS Yamaha Past Masters

RACE 19 - STATISTICS

CLASS : R

2 Starters

Fastest Lap History

NO	NAME	LAP TIME	TIME OF DAY	LAP	VEHICLE
84	**Bert ELLISON**	**2:09.448**	17:37:36.693	2	Yamaha TZR 250
84	**Bert ELLISON**	**2:07.699**	17:39:44.392	3	Yamaha TZR 250
84	**Bert ELLISON**	**2:04.918**	17:41:49.310	4	Yamaha TZR 250
84	**Bert ELLISON**	**2:03.778**	17:43:53.087	5	Yamaha TZR 250

Leader History

NO	NAME	FROM LAP	LAPS LED	DISTANCE	VEHICLE
84	**Bert ELLISON**	1	5	10.90 miles	Yamaha TZR 250

Weather / Track : Cloudy / Dry

Cadwell Park: 2.1800 miles
Date: 07/07/2024 Start: 17:33 Finish: 17:42

LANSDOWNE CLASSIC SERIES

Cadwell Park

6th / 7th July 2024

Timing & Results Provided by Timing Solutions Ltd

www.tsl-timing.com

Cadwell Park Circuit

Louth, Lincolnshire, UK

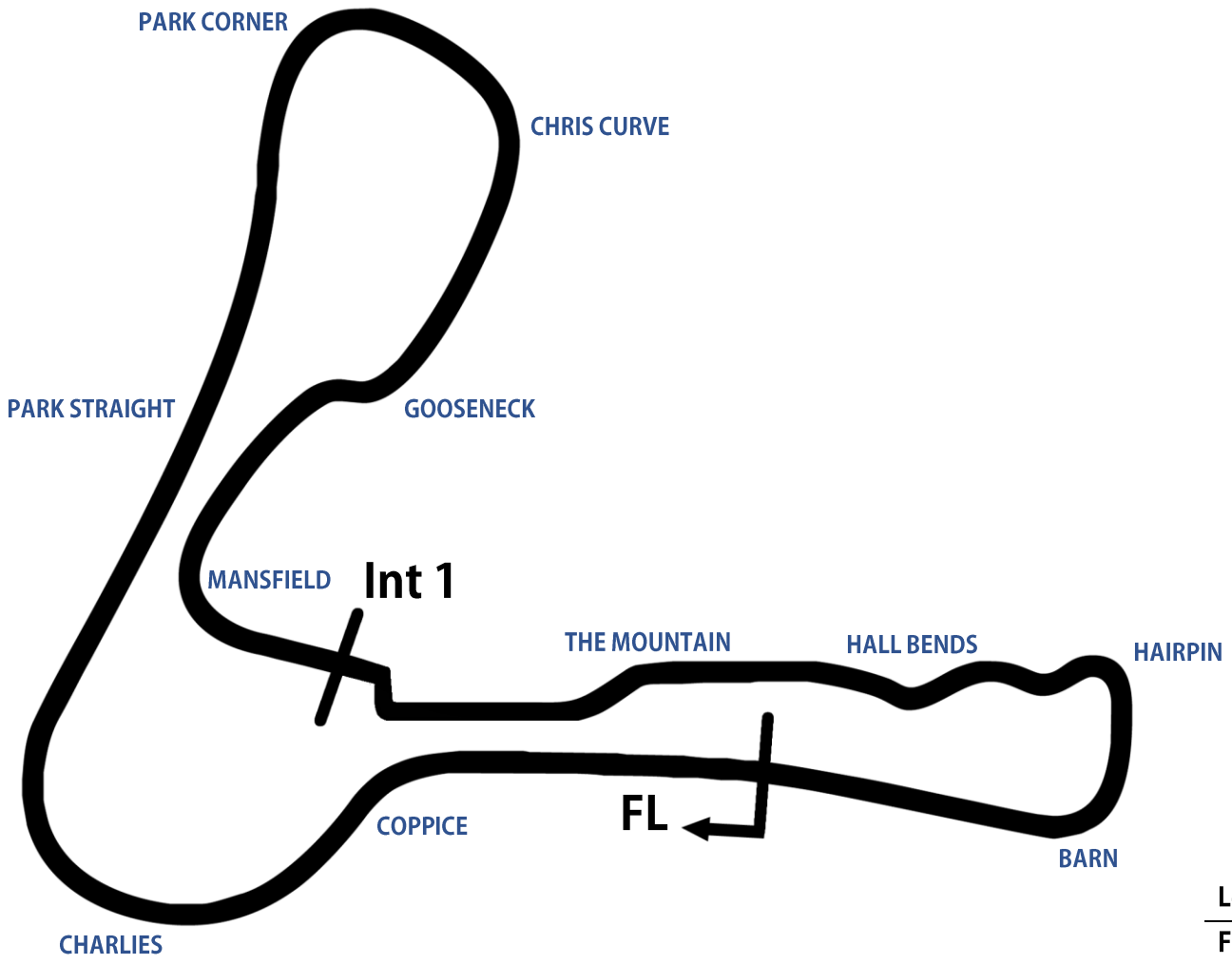

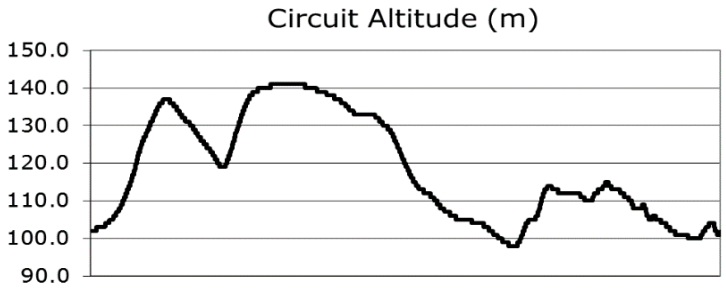

Length	2.1800 miles | 3.508 km | 3508.4m		
FL		53.31024 N	0.05940 W
Int 1	2330m	53.30708 N	0.06270 W
Pit Entry	3427m	53.31103 N	0.05889 W
Pit Exit	0m after FL	53.31030 N	0.05940 w
Pit Entry - Pit Exit	92m, 6.6s @ 50kph, 5.5s @ 60kph		

Results & Live Timing available at – www.tsl-timing.com

Updated - 24/01/2024 10:35

BMCRC - MRO Championships 2024 - Rnd 5 @ Cadwell Park

Lansdowne Classic Series

QUALIFYING - CLASSIFICATION

POS	NO	CL	PIC	NAME	ENTRY	TIME	ON	LAPS	GAP	DIFF	MPH
1	**22**	11A	1	**Tony PERKIN**	Norton MANX - Geartech	**2:09.828**	5	5			60.44
2	**501**	11A	2	**Graham HIGLETT**	Ripley Land Matchless G50 - Ripley Land Racing	**2:10.918**	5	5	**1.090**	1.090	59.94
3	**137**	11A	3	**Daniel JACKSON**	Matchless G50 - Team Sigie racing	**2:11.519**	4	4	**1.691**	0.601	59.67
4	**129**	11A	4	**Luke BAILEY**	Matchless G50 - Holman Wilfley LTD	**2:12.129**	4	5	**2.301**	0.610	59.39
5	**53**	11B	1	**Richard DAWSON**	Norton MANX -	**2:22.576**	4	4	**12.748**	10.447	55.04
6	**56**	11A	5	**Matthew HEBB**	Norton MANX -	**2:22.693**	4	4	**12.865**	0.117	54.99
7	**17**	11B	2	**Stuart TONGE**	Norton MANX - Stuart Tonge Engineering	**2:22.758**	4	4	**12.930**	0.065	54.97
8	**52**	11B	3	**Robin STOKES**	Norton MANX - Cliff Ransley	**2:23.074**	2	4	**13.246**	0.316	54.85
9	**33**	11B	4	**Alex WILLIAMS**	Matchless G50 - Roger Skipp	**2:23.213**	3	4	**13.385**	0.139	54.79
10	**54**	11D	1	**Brian RILEY**	Norton DAYTONA DOMIRACER -	**2:39.195**	4	4	**29.367**	15.982	49.29
11	**61**		1	**Steve PARROTT**	Norton MANX - Albury Care	**2:42.570**	2	2	**32.742**	3.375	48.27
12	**51**	11B	5	**Simon HOCKING**	Norton MANX -	**2:46.545**	1	1	**36.717**	3.975	47.12
13	**631**	11B	6	**Angela CRAGG**	Manx NORTON -			0			

Weather / Track : Rain / Wet

These results are provisional until the conclusion of any judicial and technical matters.

Date: 06/07/2024 Start: 09:14 Finish: 09:24
Cadwell Park: 2.1800 miles

Clerk Of Course:	Stewards:	Timekeeper: Craig Smith	

Results can be found at www.tsl-timing.com

Printed - 09:27 Saturday, 06 July 2024

BMCRC - MRO Championships 2024 - Rnd 5 @ Cadwell Park

Lansdowne Classic Series

QUALIFYING - SECTOR ANALYSIS

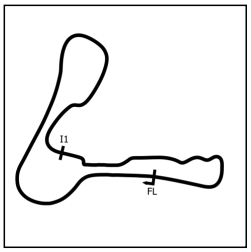

SECTOR 1 = FL to I1, SECTOR 2 = I1 to FL, DIFF = Difference To Personal Best Lap, P = Crossed Finish Line in Pit Lane, D = Time Disallowed

P1 22 11A Tony PERKIN — Norton MANX - Geartech

IDEAL LAP TIME : 2:09.828 BEST LAP TIME : 2:09.828 DIFFERENCE : 0.000

LAP	SECTOR 1	SECTOR 2	LAP TIME	MPH	DIFF	TIME OF DAY
1 -	1:24.784	59.920	2:24.704	54.23	14.876	09:17:39.231
2 -	1:19.175	57.244	2:16.419	57.52	6.591	09:19:55.650
3 -	1:17.304	56.324	2:13.628 **(3)**	58.73	3.800	09:22:09.278
4 -	1:16.568	55.844	2:12.412 **(2)**	59.27	2.584	09:24:21.690
5 -	***1:15.219***	***54.609***	***2:09.828*** **(1)**	***60.44***		***09:26:31.518***

P2 501 11A Graham HIGLETT — Ripley Land Matchless G50 - Ripley Land Racing

IDEAL LAP TIME : 2:10.918 BEST LAP TIME : 2:10.918 DIFFERENCE : 0.000

LAP	SECTOR 1	SECTOR 2	LAP TIME	MPH	DIFF	TIME OF DAY
1 -	1:25.124	1:01.653	2:26.777	53.46	15.859	09:17:44.982
2 -	1:20.280	58.791	2:19.071	56.43	8.153	09:20:04.053
3 -	1:17.584	56.513	2:14.097 **(3)**	58.52	3.179	09:22:18.150
4 -	1:15.865	56.465	2:12.330 **(2)**	59.30	1.412	09:24:30.480
5 -	***1:15.052***	***55.866***	***2:10.918*** **(1)**	***59.94***		***09:26:41.398***

P3 137 11A Daniel JACKSON — Matchless G50 - Team Sigie racing

IDEAL LAP TIME : 2:11.519 BEST LAP TIME : 2:11.519 DIFFERENCE : 0.000

LAP	SECTOR 1	SECTOR 2	LAP TIME	MPH	DIFF	TIME OF DAY
1 -	1:21.779	58.284	2:20.063	56.03	8.544	09:18:18.342
2 -	1:18.376	57.444	2:15.820 **(3)**	57.78	4.301	09:20:34.162
3 -	1:16.400	58.108	2:14.508 **(2)**	58.34	2.989	09:22:48.670
4 -	***1:15.865***	***55.654***	***2:11.519*** **(1)**	***59.67***		***09:25:00.189***

P4 129 11A Luke BAILEY — Matchless G50 - Holman Wilfley LTD

IDEAL LAP TIME : 2:12.129 BEST LAP TIME : 2:12.129 DIFFERENCE : 0.000

LAP	SECTOR 1	SECTOR 2	LAP TIME	MPH	DIFF	TIME OF DAY
1 -	1:25.709	1:00.377	2:26.086	53.72	13.957	09:17:38.526
2 -	1:21.041	57.329	2:18.370	56.71	6.241	09:19:56.896
3 -	1:18.424	56.212	2:14.636 **(2)**	58.29	2.507	09:22:11.532
4 -	***1:17.177***	***54.952***	***2:12.129*** **(1)**	***59.39***		***09:24:23.661***
5 -	1:18.201	57.064	2:15.265 **(3)**	58.01	3.136	09:26:38.926

P5 53 11B Richard DAWSON — Norton MANX -

IDEAL LAP TIME : 2:22.576 BEST LAP TIME : 2:22.576 DIFFERENCE : 0.000

LAP	SECTOR 1	SECTOR 2	LAP TIME	MPH	DIFF	TIME OF DAY
1 -	1:29.165	1:04.175	2:33.340	51.18	10.764	09:17:58.445
2 -	1:25.335	1:00.550	2:25.885 **(3)**	53.79	3.309	09:20:24.330
3 -	1:24.309	59.930	2:24.239 **(2)**	54.41	1.663	09:22:48.569
4 -	***1:23.087***	***59.489***	***2:22.576*** **(1)**	***55.04***		***09:25:11.145***

P6 56 11A Matthew HEBB — Norton MANX -

IDEAL LAP TIME : 2:22.693 BEST LAP TIME : 2:22.693 DIFFERENCE : 0.000

LAP	SECTOR 1	SECTOR 2	LAP TIME	MPH	DIFF	TIME OF DAY
1 -	1:29.637	1:02.271	2:31.908	51.66	9.215	09:19:05.312
2 -	1:26.607	1:00.644	2:27.251 **(3)**	53.29	4.558	09:21:32.563
3 -	1:24.440	59.363	2:23.803 **(2)**	54.57	1.110	09:23:56.366
4 -	***1:23.845***	***58.848***	***2:22.693*** **(1)**	***54.99***		***09:26:19.059***

Weather / Track : Rain / Wet

Cadwell Park: 2.1800 miles
Date: 06/07/2024 Start: 09:14 Finish: 09:24

BMCRC - MRO Championships 2024 - Rnd 5 @ Cadwell Park

Lansdowne Classic Series

QUALIFYING - SECTOR ANALYSIS

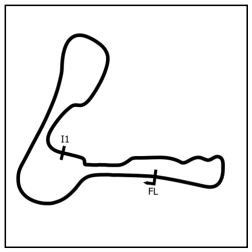

SECTOR 1 = FL to I1, SECTOR 2 = I1 to FL, DIFF = Difference To Personal Best Lap, P = Crossed Finish Line in Pit Lane, D = Time Disallowed

P7 17 11B Stuart TONGE — Norton MANX - Stuart Tonge Engineering

IDEAL LAP TIME : 2:22.758 BEST LAP TIME : 2:22.758 DIFFERENCE : 0.000

LAP	SECTOR 1	SECTOR 2	LAP TIME	MPH	DIFF	TIME OF DAY
1 -	1:30.711	1:02.580	2:33.291	51.19	10.533	09:18:15.476
2 -	1:24.572	1:01.571	2:26.143 (3)	53.70	3.385	09:20:41.619
3 -	1:24.229	1:00.727	2:24.956 (2)	54.14	2.198	09:23:06.575
4 -	***1:22.703***	***1:00.055***	***2:22.758 (1)***	***54.97***		***09:25:29.333***

P8 52 11B Robin STOKES — Norton MANX - Cliff Ransley

IDEAL LAP TIME : 2:22.983 BEST LAP TIME : 2:23.074 DIFFERENCE : 0.091

LAP	SECTOR 1	SECTOR 2	LAP TIME	MPH	DIFF	TIME OF DAY
1 -	1:27.860	1:01.752	2:29.612	52.45	6.538	09:17:52.290
2 -	1:22.938	***1:00.136***	***2:23.074 (1)***	***54.85***		***09:20:15.364***
3 -	***1:22.847***	1:01.884	2:24.731 (2)	54.22	1.657	09:22:40.095
4 -	1:24.244	1:01.143	2:25.387 (3)	53.98	2.313	09:25:05.482

P9 33 11B Alex WILLIAMS — Matchless G50 - Roger Skipp

IDEAL LAP TIME : 2:23.213 BEST LAP TIME : 2:23.213 DIFFERENCE : 0.000

LAP	SECTOR 1	SECTOR 2	LAP TIME	MPH	DIFF	TIME OF DAY
1 -	1:33.876	1:05.658	2:39.534	49.19	16.321	09:18:07.363
2 -	1:26.460	59.948	2:26.408 (2)	53.60	3.195	09:20:33.771
3 -	***1:23.805***	***59.408***	***2:23.213 (1)***	***54.79***		***09:22:56.984***
4 -	1:25.083	1:01.844	2:26.927 (3)	53.41	3.714	09:25:23.911

P10 54 11D Brian RILEY — Norton DAYTONA DOMIRACER -

IDEAL LAP TIME : 2:39.195 BEST LAP TIME : 2:39.195 DIFFERENCE : 0.000

LAP	SECTOR 1	SECTOR 2	LAP TIME	MPH	DIFF	TIME OF DAY
1 -	1:39.148	1:07.578	2:46.726	47.07	7.531	09:18:18.503
2 -	1:34.715	1:08.424	2:43.139 (2)	48.10	3.944	09:21:01.642
3 -	1:38.341	1:07.772	2:46.113 (3)	47.24	6.918	09:23:47.755
4 -	***1:34.258***	***1:04.937***	***2:39.195 (1)***	***49.29***		***09:26:26.950***

P11 61 Steve PARROTT — Norton MANX - Albury Care

IDEAL LAP TIME : 2:42.570 BEST LAP TIME : 2:42.570 DIFFERENCE : 0.000

LAP	SECTOR 1	SECTOR 2	LAP TIME	MPH	DIFF	TIME OF DAY
1 -	1:35.456	1:12.131	2:47.587 (2)	46.82	5.017	09:18:13.111
2 -	***1:34.274***	***1:08.296***	***2:42.570 (1)***	***48.27***		***09:20:55.681***

P12 51 11B Simon HOCKING — Norton MANX -

IDEAL LAP TIME : 2:46.545 BEST LAP TIME : 2:46.545 DIFFERENCE : 0.000

LAP	SECTOR 1	SECTOR 2	LAP TIME	MPH	DIFF	TIME OF DAY
1 -	***1:40.413***	***1:06.132***	***2:46.545 (1)***	***47.12***		***09:18:18.995***

Weather / Track : Rain / Wet

Cadwell Park: 2.1800 miles
Date: 06/07/2024 Start: 09:14 Finish: 09:24

BMCRC - MRO Championships 2024 - Rnd 5 @ Cadwell Park

Lansdowne Classic Series

QUALIFYING - BEST SECTORS

SECTOR 1				SECTOR 2			IDEAL / BEST COMPARISON					
POS	NO	NAME	TIME	NO	NAME	TIME	POS	NO	NAME	IDEAL	BEST	DIFF
									PERFECT LAP	2:09.661		
1	501	HIGLETT	1:15.052	22	PERKIN	54.609	1	22	PERKIN	2:09.828	2:09.828	0.000
2	22	PERKIN	1:15.219	129	BAILEY	54.952	2	501	HIGLETT	2:10.918	2:10.918	0.000
3	137	JACKSON	1:15.865	137	JACKSON	55.654	3	137	JACKSON	2:11.519	2:11.519	0.000
4	129	BAILEY	1:17.177	501	HIGLETT	55.866	4	129	BAILEY	2:12.129	2:12.129	0.000
5	17	TONGE	1:22.703	56	HEBB	58.848	5	53	DAWSON	2:22.576	2:22.576	0.000
6	52	STOKES	1:22.847	33	WILLIAMS	59.408	6	56	HEBB	2:22.693	2:22.693	0.000
7	53	DAWSON	1:23.087	53	DAWSON	59.489	7	17	TONGE	2:22.758	2:22.758	0.000
8	33	WILLIAMS	1:23.805	17	TONGE	1:00.055	8	52	STOKES	2:22.983	2:23.074	0.091
9	56	HEBB	1:23.845	52	STOKES	1:00.136	9	33	WILLIAMS	2:23.213	2:23.213	0.000
10	631	CRAGG	1:26.152	54	RILEY	1:04.937	10	54	RILEY	2:39.195	2:39.195	0.000
11	54	RILEY	1:34.258	51	HOCKING	1:06.132	11	61	PARROTT	2:42.570	2:42.570	0.000
12	61	PARROTT	1:34.274	61	PARROTT	1:08.296	12	51	HOCKING	2:46.545	2:46.545	0.000
13	51	HOCKING	1:40.413									

Weather / Track : Rain / Wet

Cadwell Park: 2.1800 miles
Date: 06/07/2024 Start: 09:14 Finish: 09:24

Results can be found at www.tsl-timing.com

Printed - 09:27 Saturday, 06 July 2024

BMCRC - MRO Championships 2024 - Rnd 5 @ Cadwell Park

Lansdowne Classic Series

QUALIFYING - STATISTICS

Competitors Started	13
Planned Start	2024-07-06 @ 09:13:00.000
Actual Start	2024-07-06 @ 09:14:35.644
Finish Time	2024-07-06 @ 09:24:56.245
Track Length	2.1800mi.
Total Laps	46
Total Distance Covered	100.2808mi.

Session Fastest Lap History

NO	CL	NAME	LAP TIME	TIME OF DAY	LAP	VEHICLE
129	11A	**Luke BAILEY**	**2:26.086**	09:17:38.538	1	Matchless G50
22	11A	**Tony PERKIN**	**2:24.704**	09:17:39.244	1	Norton MANX
137	11A	**Daniel JACKSON**	**2:20.063**	09:18:18.354	1	Matchless G50
22	11A	**Tony PERKIN**	**2:16.419**	09:19:55.663	2	Norton MANX
137	11A	**Daniel JACKSON**	**2:15.820**	09:20:34.174	2	Matchless G50
22	11A	**Tony PERKIN**	**2:13.628**	09:22:09.292	3	Norton MANX
22	11A	**Tony PERKIN**	**2:12.412**	09:24:21.704	4	Norton MANX
129	11A	**Luke BAILEY**	**2:12.129**	09:24:23.672	4	Matchless G50
137	11A	**Daniel JACKSON**	**2:11.519**	09:25:00.202	4	Matchless G50
22	11A	**Tony PERKIN**	**2:09.828**	09:26:31.532	5	Norton MANX

Flag History

TYPE	TIME OF DAY
GREEN	09:14:35.644
FINISH	09:24:56.245

Flag Statistics

TYPE	COUNT	TOTAL LAPS	TOTAL TIME
Green	1	5	12:16.784
Red	0	0	0.000
Safety Car	0	0	0.000
FCY	0	0	0.000

Weather / Track : Rain / Wet

Cadwell Park: 2.1800 miles
Date: 06/07/2024 Start: 09:14 Finish: 09:24

BMCRC - MRO Championships 2024 - Rnd 5 @ Cadwell Park

Lansdowne Classic Series

QUALIFYING - STATISTICS

CLASS : 11A

5 Starters

Fastest Lap History

NO	NAME	LAP TIME	TIME OF DAY	LAP	VEHICLE
129	**Luke BAILEY**	**2:26.086**	09:17:38.538	1	Matchless G50
22	**Tony PERKIN**	**2:24.704**	09:17:39.244	1	Norton MANX
137	**Daniel JACKSON**	**2:20.063**	09:18:18.354	1	Matchless G50
22	**Tony PERKIN**	**2:16.419**	09:19:55.663	2	Norton MANX
137	**Daniel JACKSON**	**2:15.820**	09:20:34.174	2	Matchless G50
22	**Tony PERKIN**	**2:13.628**	09:22:09.292	3	Norton MANX
22	**Tony PERKIN**	**2:12.412**	09:24:21.704	4	Norton MANX
129	**Luke BAILEY**	**2:12.129**	09:24:23.672	4	Matchless G50
137	**Daniel JACKSON**	**2:11.519**	09:25:00.202	4	Matchless G50
22	**Tony PERKIN**	**2:09.828**	09:26:31.532	5	Norton MANX

Weather / Track : Rain / Wet

Cadwell Park: 2.1800 miles
Date: 06/07/2024 Start: 09:14 Finish: 09:24

BMCRC - MRO Championships 2024 - Rnd 5 @ Cadwell Park

Lansdowne Classic Series

QUALIFYING - STATISTICS

CLASS : 11B

6 Starters

Fastest Lap History

NO	NAME	LAP TIME	TIME OF DAY	LAP	VEHICLE
52	**Robin STOKES**	**2:29.612**	09:17:52.307	1	Norton MANX
52	**Robin STOKES**	**2:23.074**	09:20:15.380	2	Norton MANX
53	**Richard DAWSON**	**2:22.576**	09:25:11.158	4	Norton MANX

Weather / Track : Rain / Wet

Cadwell Park: 2.1800 miles
Date: 06/07/2024 Start: 09:14 Finish: 09:24

BMCRC - MRO Championships 2024 - Rnd 5 @ Cadwell Park

Lansdowne Classic Series

QUALIFYING - STATISTICS

CLASS : 11D

1 Starters

Fastest Lap History

NO	NAME	LAP TIME	TIME OF DAY	LAP	VEHICLE
54	**Brian RILEY**	**2:46.726**	09:18:18.519	1	Norton DAYTONA DOMIRACER
54	**Brian RILEY**	**2:43.139**	09:21:01.659	2	Norton DAYTONA DOMIRACER
54	**Brian RILEY**	**2:39.195**	09:26:26.967	4	Norton DAYTONA DOMIRACER

Weather / Track : Rain / Wet

Cadwell Park: 2.1800 miles
Date: 06/07/2024 Start: 09:14 Finish: 09:24

BMCRC - MRO Championships 2024 - Rnd 5 @ Cadwell Park

Lansdowne Classic Series

QUALIFYING - STATISTICS

CLASS : 1 Starters

Fastest Lap History

NO	NAME	LAP TIME	TIME OF DAY	LAP	VEHICLE
61	**Steve PARROTT**	**2:47.587**	09:18:13.126	1	Norton MANX
61	**Steve PARROTT**	**2:42.570**	09:20:55.695	2	Norton MANX

Weather / Track : Rain / Wet

Cadwell Park: 2.1800 miles
Date: 06/07/2024 Start: 09:14 Finish: 09:24

BMCRC - MRO Championships 2024 - Rnd 5 @ Cadwell Park

Lansdowne Classic Series

RACE 2 - GRID (8 Laps)

ROW 5	13	631	Angela CRAGG		14	49	Richard HANN		15	82	Mark TAYLOR			
ROW 4	10	54	Brian RILEY	2:39.195	11	61	Steve PARROTT	2:42.570	12	51	Simon HOCKING	2:46.545		
ROW 3	7	17	Stuart TONGE	2:22.758	8	52	Robin STOKES	2:23.074	9	33	Alex WILLIAMS	2:23.213		
ROW 2	4	129	Luke BAILEY	2:12.129	5	53	Richard DAWSON	2:22.576	6	56	Matthew HEBB	2:22.693		
ROW 1	1	22	Tony PERKIN	2:09.828	2	501	Graham HIGLETT	2:10.918	3	137	Daniel JACKSON	2:11.519		

Pole

These results are provisional until the conclusion of any judicial and technical matters.

Cadwell Park: 2.1800 miles

Clerk Of Course:	Stewards:	Timekeeper: Craig Smith	

Results can be found at www.tsl-timing.com

Printed - 09:28 Saturday, 06 July 2024

BMCRC - MRO Championships 2024 - Rnd 5 @ Cadwell Park

Lansdowne Classic Series

RACE 2 - CLASSIFICATION

Race Distance: 8 Laps / 17.44 miles

POS	NO	CL	PIC	NAME	ENTRY	LAPS	TIME	GAP	DIFF	MPH	BEST	ON	GRD	↑↓
1	**22**	11A	1	**Tony PERKIN**	Norton MANX - Geartech	**8**	15:57.393			65.57	**1:53.996**	8	1	0
2	**137**	11A	2	**Daniel JACKSON**	Matchless G50 - Team Sigie racing	**8**	15:58.148	**0.755**	0.755	65.52	**1:55.170**	8	3	1
3	**52**	11B	1	**Robin STOKES**	Norton MANX - Cliff Ransley	**8**	17:03.871	**1:06.478**	1:05.723	61.32	**2:03.685**	7	8	5
4	**129**	11A	3	**Luke BAILEY**	Matchless G50 - Holman Wilfley LTD	**8**	17:08.134	**1:10.741**	4.263	61.06	**2:03.379**	8	4	0
5	**61**	11B	2	**Steve PARROTT**	Norton MANX - Albury Care	**8**	17:31.769	**1:34.376**	23.635	59.69	**2:03.882**	8	11	6
6	**53**	11B	3	**Richard DAWSON**	Norton MANX -	**8**	17:32.174	**1:34.781**	0.405	59.67	**2:04.387**	8	5	-1
7	**56**	11A	4	**Matthew HEBB**	Norton MANX -	**8**	17:32.418	**1:35.025**	0.244	59.65	**2:06.030**	5	6	-1
8	**631**	11B	4	**Angela CRAGG**	Manx NORTON -	**8**	17:32.882	**1:35.489**	0.464	59.63	**2:04.489**	8	13	5
9	**17**	11B	5	**Stuart TONGE**	Norton MANX - Stuart Tonge Engineering	**8**	17:33.477	**1:36.084**	0.595	59.59	**2:05.727**	7	7	-2
10	**33**	11B	6	**Alex WILLIAMS**	Matchless G50 - Roger Skipp	**8**	17:34.912	**1:37.519**	1.435	59.51	**2:04.564**	8	9	-1
11	**54**	11D	1	**Brian RILEY**	Norton DAYTONA DOMIRACER -	**7**	17:18.690	**1 Lap**	1 Lap	52.89	**2:23.138**	7	10	-1

NOT CLASSIFIED

DNF	**51**	11B		**Simon HOCKING**	Norton MANX -	**5**	12:00.140	**3 Laps**	2 Laps	54.48	**2:20.830**	5	12	
DNF	**501**	11A		**Graham HIGLETT**	Ripley Land Matchless G50 - Ripley Land Racing	**4**	8:26.081	**4 Laps**	1 Lap	62.03	**2:02.340**	3	2	

FASTEST LAP

22	11A	**Tony PERKIN**	Norton MANX - Geartech	**8**	1:53.996	68.84 mph	110.79 kph
52	11B	**Robin STOKES**	Norton MANX - Cliff Ransley	**7**	2:03.685	63.45 mph	102.11 kph
54	11D	**Brian RILEY**	Norton DAYTONA DOMIRACER -	**7**	2:23.138	54.82 mph	88.23 kph

Comments:
Class 11A - 92.5% of Race Speed = 60.65 mph
Class 11B - 92.5% of Race Speed = 56.72 mph
Class 11D - 92.5% of Race Speed = 48.92 mph

Weather / Track : Cloudy / Wet
These results are provisional until the conclusion of any judicial and technical matters.

Date: 06/07/2024 Start: 12:28 Finish: 12:44
Cadwell Park: 2.1800 miles

Clerk Of Course:	Stewards:	Timekeeper: Craig Smith	

Results can be found at www.tsl-timing.com

Printed - 12:48 Saturday, 06 July 2024

BMCRC - MRO Championships 2024 - Rnd 5 @ Cadwell Park

Lansdowne Classic Series

RACE 2 - LAP CHART

LAP 1 @ 12:30:26.656

NO	BEHIND	LAP TIME
137		2:09.885
22	0.819	2:10.704
501	3.615	2:13.500
61	9.620	2:19.505
129	10.250	2:20.135
17	10.589	2:20.474
53	11.608	2:21.493
631	12.277	2:22.162
33	12.620	2:22.505
52	13.550	2:23.435
56	14.134	2:24.019
51	19.882	2:29.767
54	25.989	2:35.874

LAP 2 @ 12:32:29.522

NO	BEHIND	LAP TIME
137		2:02.866
22	0.603	2:02.650
501	5.706	2:04.957
129	18.690	2:11.306
52	22.535	2:11.851
61	23.249	2:16.495
17	23.638	2:15.915
53	24.514	2:15.772
631	25.108	2:15.697
56	25.965	2:14.697
33	30.534	2:20.780
51	40.486	2:23.470
54	51.053	2:27.930

LAP 3 @ 12:34:30.518

NO	BEHIND	LAP TIME
137		2:00.996
22	0.608	2:01.001
501	7.050	2:02.340
129	27.715	2:10.021
52	28.543	2:07.004
61	34.966	2:12.713
56	35.191	2:10.222
17	35.932	2:13.290
53	36.967	2:13.449
631	37.136	2:13.024
33	42.235	2:12.697
51	1:02.444	2:22.954
54	1:16.203	2:26.146

LAP 4 @ 12:36:29.590

NO	BEHIND	LAP TIME
137		1:59.072
22	1.021	1:59.485
501	13.262	2:05.284
52	34.540	2:05.069
129	36.940	2:08.297
56	45.831	2:09.712
61	48.703	2:12.809
17	48.968	2:12.108
631	49.583	2:11.519
53	49.791	2:11.896
33	52.701	2:09.538
51	1:26.491	2:23.119
54	1:47.324	2:30.193

LAP 5 @ 12:38:26.850

NO	BEHIND	LAP TIME
137		1:57.260
22	0.761	1:57.000
52	41.541	2:04.261
129	45.529	2:05.849
56	54.601	2:06.030
61	1:02.706	2:11.263
17	1:03.276	2:11.568
53	1:03.720	2:11.189
631	1:04.098	2:11.775
33	1:04.690	2:09.249
51	1:50.061	2:20.830

LAP 6 @ 12:40:24.069

NO	BEHIND	LAP TIME
137		1:57.219
22	0.745	1:57.203
54	1 Lap	2:28.670
52	48.418	2:04.096
129	53.946	2:05.636
56	1:06.842	2:09.460
17	1:14.059	2:08.002
53	1:14.497	2:07.996
61	1:14.872	2:09.385
631	1:15.749	2:08.870
33	1:16.587	2:09.116

LAP 7 @ 12:42:19.749

NO	BEHIND	LAP TIME
137		1:55.680
22	0.419	1:55.354
54	1 Lap	2:26.739
52	56.423	2:03.685
129	1:01.777	2:03.511
56	1:20.091	2:08.929
17	1:24.106	2:05.727
53	1:24.809	2:05.992
61	1:24.909	2:05.717
631	1:25.415	2:05.346
33	1:27.370	2:06.463

LAP 8 @ 12:44:14.164

NO	BEHIND	LAP TIME
22		1:53.996
137	0.755	1:55.170
52	1:06.478	2:04.470
129	1:10.741	2:03.379
54	1 Lap	2:23.138
61	1:34.376	2:03.882
53	1:34.781	2:04.387
56	1:35.025	2:09.349
631	1:35.489	2:04.489
17	1:36.084	2:06.393
33	1:37.519	2:04.564

Weather / Track : Cloudy / Wet

Cadwell Park: 2.1800 miles
Date: 06/07/2024 Start: 12:28 Finish: 12:44

Results can be found at www.tsl-timing.com

Printed - 12:48 Saturday, 06 July 2024

BMCRC - MRO Championships 2024 - Rnd 5 @ Cadwell Park

Lansdowne Classic Series

RACE 2 - POSITION CHART

No	Name	Lap Pos	1	2	3	4	5	6	7	8
22	PERKIN	1	137	137	137	137	137	137	137	22
501	HIGLETT	2	22	22	22	22	22	22	22	137
137	JACKSON	3	501	501	501	501	52	52	52	52
129	BAILEY	4	61	129	129	52	129	129	129	129
53	DAWSON	5	129	52	52	129	56	56	56	61
56	HEBB	6	17	61	61	56	61	17	17	53
17	TONGE	7	53	17	56	61	17	53	53	56
52	STOKES	8	631	53	17	17	53	61	61	631
33	WILLIAMS	9	33	631	53	631	631	631	631	17
54	RILEY	10	52	56	631	53	33	33	33	33
61	PARROTT	11	56	33	33	33	51	54	54	
51	HOCKING	12	51	51	51	51	54			
631	CRAGG	13	54	54	54	54				

Weather / Track : Cloudy / Wet

Cadwell Park: 2.1800 miles
Date: 06/07/2024 Start: 12:28 Finish: 12:44

Results can be found at www.tsl-timing.com

Printed - 12:48 Saturday, 06 July 2024

BMCRC - MRO Championships 2024 - Rnd 5 @ Cadwell Park

Lansdowne Classic Series

RACE 2 - SECTOR ANALYSIS

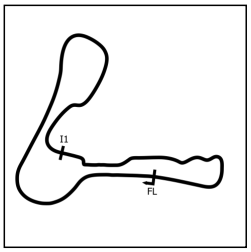

SECTOR 1 = FL to I1, SECTOR 2 = I1 to FL, DIFF = Difference To Personal Best Lap, P = Crossed Finish Line in Pit Lane, D = Time Disallowed

P1 22 11A Tony PERKIN — Norton MANX - Geartech

IDEAL LAP TIME : 1:53.996 BEST LAP TIME : 1:53.996 DIFFERENCE : 0.000

LAP	SECTOR 1	SECTOR 2	LAP TIME	MPH	DIFF	TIME OF DAY
1 -		52.552	2:10.704	60.04	16.708	12:30:27.475
2 -	1:11.020	51.630	2:02.650	63.98	8.654	12:32:30.125
3 -	1:09.880	51.121	2:01.001	64.85	7.005	12:34:31.126
4 -	1:09.239	50.246	1:59.485	65.68	5.489	12:36:30.611
5 -	1:07.611	49.389	1:57.000 (3)	67.07	3.004	12:38:27.611
6 -	1:07.998	49.205	1:57.203	66.96	3.207	12:40:24.814
7 -	1:06.407	48.947	1:55.354 (2)	68.03	1.358	12:42:20.168
8 -	***1:06.088***	***47.908***	***1:53.996 (1)***	***68.84***		***12:44:14.164***

P2 137 11A Daniel JACKSON — Matchless G50 - Team Sigie racing

IDEAL LAP TIME : 1:54.917 BEST LAP TIME : 1:55.170 DIFFERENCE : 0.253

LAP	SECTOR 1	SECTOR 2	LAP TIME	MPH	DIFF	TIME OF DAY
1 -		52.258	2:09.885	60.42	14.715	12:30:26.656
2 -	1:11.107	51.759	2:02.866	63.87	7.696	12:32:29.522
3 -	1:09.948	51.048	2:00.996	64.86	5.826	12:34:30.518
4 -	1:09.027	50.045	1:59.072	65.91	3.902	12:36:29.590
5 -	1:07.902	49.358	1:57.260	66.92	2.090	12:38:26.850
6 -	1:08.270	48.949	1:57.219 (3)	66.95	2.049	12:40:24.069
7 -	***1:06.470***	49.210	1:55.680 (2)	67.84	0.510	12:42:19.749
8 -	1:06.723	***48.447***	***1:55.170 (1)***	***68.14***		***12:44:14.919***

P3 52 11B Robin STOKES — Norton MANX - Cliff Ransley

IDEAL LAP TIME : 2:03.077 BEST LAP TIME : 2:03.685 DIFFERENCE : 0.608

LAP	SECTOR 1	SECTOR 2	LAP TIME	MPH	DIFF	TIME OF DAY
1 -		57.257	2:23.435	54.71	19.750	12:30:40.206
2 -	1:16.013	55.838	2:11.851	59.52	8.166	12:32:52.057
3 -	1:13.855	53.149	2:07.004	61.79	3.319	12:34:59.061
4 -	1:12.900	52.169	2:05.069	62.74	1.384	12:37:04.130
5 -	1:12.510	51.751	2:04.261 (3)	63.15	0.576	12:39:08.391
6 -	1:12.295	51.801	2:04.096 (2)	63.24	0.411	12:41:12.487
7 -	***1:11.747***	51.938	***2:03.685 (1)***	***63.45***		***12:43:16.172***
8 -	1:13.140	***51.330***	2:04.470	63.05	0.785	12:45:20.642

P4 129 11A Luke BAILEY — Matchless G50 - Holman Wilfley LTD

IDEAL LAP TIME : 2:02.952 BEST LAP TIME : 2:03.379 DIFFERENCE : 0.427

LAP	SECTOR 1	SECTOR 2	LAP TIME	MPH	DIFF	TIME OF DAY
1 -		56.128	2:20.135	56.00	16.756	12:30:36.906
2 -	1:16.594	54.712	2:11.306	59.76	7.927	12:32:48.212
3 -	1:15.770	54.251	2:10.021	60.35	6.642	12:34:58.233
4 -	1:14.940	53.357	2:08.297	61.17	4.918	12:37:06.530
5 -	1:12.749	53.100	2:05.849	62.36	2.470	12:39:12.379
6 -	1:12.518	53.118	2:05.636 (3)	62.46	2.257	12:41:18.015
7 -	***1:11.124***	52.387	2:03.511 (2)	63.54	0.132	12:43:21.526
8 -	1:11.551	***51.828***	***2:03.379 (1)***	***63.60***		***12:45:24.905***

P5 61 11B Steve PARROTT — Norton MANX - Albury Care

IDEAL LAP TIME : 2:03.882 BEST LAP TIME : 2:03.882 DIFFERENCE : 0.000

LAP	SECTOR 1	SECTOR 2	LAP TIME	MPH	DIFF	TIME OF DAY
1 -		55.819	2:19.505	56.25	15.623	12:30:36.276
2 -	1:19.688	56.807	2:16.495	57.49	12.613	12:32:52.771
3 -	1:17.009	55.704	2:12.713	59.13	8.831	12:35:05.484
4 -	1:17.384	55.425	2:12.809	59.09	8.927	12:37:18.293
5 -	1:16.360	54.903	2:11.263	59.78	7.381	12:39:29.556
6 -	1:15.214	54.171	2:09.385 (3)	60.65	5.503	12:41:38.941
7 -	1:13.256	52.461	2:05.717 (2)	62.42	1.835	12:43:44.658
8 -	***1:11.507***	***52.375***	***2:03.882 (1)***	***63.35***		***12:45:48.540***

Weather / Track : Cloudy / Wet

Cadwell Park: 2.1800 miles
Date: 06/07/2024 Start: 12:28 Finish: 12:44

BMCRC - MRO Championships 2024 - Rnd 5 @ Cadwell Park

Lansdowne Classic Series

RACE 2 - SECTOR ANALYSIS

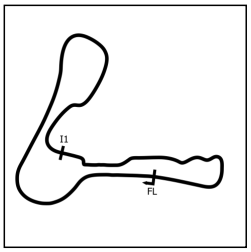

SECTOR 1 = FL to I1, SECTOR 2 = I1 to FL, DIFF = Difference To Personal Best Lap, P = Crossed Finish Line in Pit Lane, D = Time Disallowed

P6 53 11B Richard DAWSON Norton MANX -

IDEAL LAP TIME : 2:04.387 BEST LAP TIME : 2:04.387 DIFFERENCE : 0.000

LAP	SECTOR 1	SECTOR 2	LAP TIME	MPH	DIFF	TIME OF DAY
1 -		56.140	2:21.493	55.46	17.106	12:30:38.264
2 -	1:18.594	57.178	2:15.772	57.80	11.385	12:32:54.036
3 -	1:17.290	56.159	2:13.449	58.80	9.062	12:35:07.485
4 -	1:16.914	54.982	2:11.896	59.50	7.509	12:37:19.381
5 -	1:16.311	54.878	2:11.189	59.82	6.802	12:39:30.570
6 -	1:13.859	54.137	2:07.996 (3)	61.31	3.609	12:41:38.566
7 -	1:12.866	53.126	2:05.992 (2)	62.29	1.605	12:43:44.558
8 -	***1:12.060***	***52.327***	***2:04.387 (1)***	***63.09***		***12:45:48.945***

P7 56 11A Matthew HEBB Norton MANX -

IDEAL LAP TIME : 2:05.998 BEST LAP TIME : 2:06.030 DIFFERENCE : 0.032

LAP	SECTOR 1	SECTOR 2	LAP TIME	MPH	DIFF	TIME OF DAY
1 -		57.596	2:24.019	54.49	17.989	12:30:40.790
2 -	1:17.366	57.331	2:14.697	58.26	8.667	12:32:55.487
3 -	1:15.861	54.361	2:10.222	60.26	4.192	12:35:05.709
4 -	1:17.277	***52.435***	2:09.712	60.50	3.682	12:37:15.421
5 -	***1:13.563***	52.467	***2:06.030 (1)***	***62.27***		***12:39:21.451***
6 -	1:15.284	54.176	2:09.460	60.62	3.430	12:41:30.911
7 -	1:14.652	54.277	2:08.929 (2)	60.87	2.899	12:43:39.840
8 -	1:15.479	53.870	2:09.349 (3)	60.67	3.319	12:45:49.189

P8 631 11B Angela CRAGG Manx NORTON -

IDEAL LAP TIME : 2:04.489 BEST LAP TIME : 2:04.489 DIFFERENCE : 0.000

LAP	SECTOR 1	SECTOR 2	LAP TIME	MPH	DIFF	TIME OF DAY
1 -		56.568	2:22.162	55.20	17.673	12:30:38.933
2 -	1:18.278	57.419	2:15.697	57.83	11.208	12:32:54.630
3 -	1:17.050	55.974	2:13.024	58.99	8.535	12:35:07.654
4 -	1:16.264	55.255	2:11.519	59.67	7.030	12:37:19.173
5 -	1:16.933	54.842	2:11.775	59.55	7.286	12:39:30.948
6 -	1:14.134	54.736	2:08.870 (3)	60.89	4.381	12:41:39.818
7 -	1:12.649	52.697	2:05.346 (2)	62.61	0.857	12:43:45.164
8 -	***1:12.122***	***52.367***	***2:04.489 (1)***	***63.04***		***12:45:49.653***

P9 17 11B Stuart TONGE Norton MANX - Stuart Tonge Engineering

IDEAL LAP TIME : 2:05.727 BEST LAP TIME : 2:05.727 DIFFERENCE : 0.000

LAP	SECTOR 1	SECTOR 2	LAP TIME	MPH	DIFF	TIME OF DAY
1 -		55.669	2:20.474	55.86	14.747	12:30:37.245
2 -	1:19.349	56.566	2:15.915	57.74	10.188	12:32:53.160
3 -	1:17.573	55.717	2:13.290	58.87	7.563	12:35:06.450
4 -	1:17.119	54.989	2:12.108	59.40	6.381	12:37:18.558
5 -	1:16.693	54.875	2:11.568	59.65	5.841	12:39:30.126
6 -	1:13.883	54.119	2:08.002 (3)	61.31	2.275	12:41:38.128
7 -	***1:12.836***	***52.891***	***2:05.727 (1)***	***62.42***		***12:43:43.855***
8 -	1:13.388	53.005	2:06.393 (2)	62.09	0.666	12:45:50.248

P10 33 11B Alex WILLIAMS Matchless G50 - Roger Skipp

IDEAL LAP TIME : 2:04.564 BEST LAP TIME : 2:04.564 DIFFERENCE : 0.000

LAP	SECTOR 1	SECTOR 2	LAP TIME	MPH	DIFF	TIME OF DAY
1 -		56.505	2:22.505	55.07	17.941	12:30:39.276
2 -	1:18.227	1:02.553	2:20.780	55.74	16.216	12:33:00.056
3 -	1:17.812	54.885	2:12.697	59.14	8.133	12:35:12.753
4 -	1:15.342	54.196	2:09.538	60.58	4.974	12:37:22.291
5 -	1:14.155	55.094	2:09.249	60.72	4.685	12:39:31.540
6 -	1:14.228	54.888	2:09.116 (3)	60.78	4.552	12:41:40.656
7 -	1:12.897	53.566	2:06.463 (2)	62.05	1.899	12:43:47.119
8 -	***1:11.568***	***52.996***	***2:04.564 (1)***	***63.00***		***12:45:51.683***

Weather / Track : Cloudy / Wet

Cadwell Park: 2.1800 miles
Date: 06/07/2024 Start: 12:28 Finish: 12:44

BMCRC - MRO Championships 2024 - Rnd 5 @ Cadwell Park

Lansdowne Classic Series

RACE 2 - SECTOR ANALYSIS

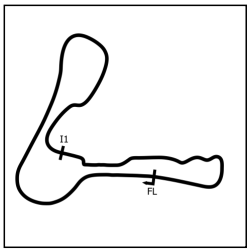

SECTOR 1 = FL to I1, SECTOR 2 = I1 to FL, DIFF = Difference To Personal Best Lap, P = Crossed Finish Line in Pit Lane, D = Time Disallowed

P11 54 11D Brian RILEY Norton DAYTONA DOMIRACER -

IDEAL LAP TIME : 2:23.138 BEST LAP TIME : 2:23.138 DIFFERENCE : 0.000

LAP	SECTOR 1	SECTOR 2	LAP TIME	MPH	DIFF	TIME OF DAY
1 -		1:00.126	2:35.874	50.34	12.736	12:30:52.645
2 -	1:28.042	59.888	2:27.930	53.05	4.792	12:33:20.575
3 -	1:25.859	1:00.287	2:26.146 **(2)**	53.70	3.008	12:35:46.721
4 -	1:28.637	1:01.556	2:30.193	52.25	7.055	12:38:16.914
5 -	1:27.287	1:01.383	2:28.670	52.78	5.532	12:40:45.584
6 -	1:26.025	1:00.714	2:26.739 **(3)**	53.48	3.601	12:43:12.323
7 -	***1:24.405***	***58.733***	***2:23.138*** **(1)**	***54.82***		***12:45:35.461***

P12 51 11B Simon HOCKING Norton MANX -

IDEAL LAP TIME : 2:18.819 BEST LAP TIME : 2:20.830 DIFFERENCE : 2.011

LAP	SECTOR 1	SECTOR 2	LAP TIME	MPH	DIFF	TIME OF DAY
1 -		59.497	2:29.767	52.40	8.937	12:30:46.538
2 -	1:24.534	58.936	2:23.470	54.70	2.640	12:33:10.008
3 -	1:25.259	57.695	2:22.954 **(2)**	54.89	2.124	12:35:32.962
4 -	1:23.736	59.383	2:23.119 **(3)**	54.83	2.289	12:37:56.081
5 -	1:23.266	***57.564***	***2:20.830*** **(1)**	***55.72***		***12:40:16.911***

P13 501 11A Graham HIGLETT Ripley Land Matchless G50 - Ripley Land Racing

IDEAL LAP TIME : 2:01.946 BEST LAP TIME : 2:02.340 DIFFERENCE : 0.394

LAP	SECTOR 1	SECTOR 2	LAP TIME	MPH	DIFF	TIME OF DAY
1 -		53.768	2:13.500	58.78	11.160	12:30:30.271
2 -	1:12.078	52.879	2:04.957 **(2)**	62.80	2.617	12:32:35.228
3 -	1:10.811	***51.529***	***2:02.340*** **(1)**	***64.14***		***12:34:37.568***
4 -	***1:10.417***	54.867	2:05.284 **(3)**	62.64	2.944	12:36:42.852

Weather / Track : Cloudy / Wet

Cadwell Park: 2.1800 miles
Date: 06/07/2024 Start: 12:28 Finish: 12:44

BMCRC - MRO Championships 2024 - Rnd 5 @ Cadwell Park

Lansdowne Classic Series

RACE 2 - BEST SECTORS

SECTOR 1				SECTOR 2			IDEAL / BEST COMPARISON					
POS	NO	NAME	TIME	NO	NAME	TIME	POS	NO	NAME	IDEAL	BEST	DIFF
									PERFECT LAP	1:53.996		
1	22	PERKIN	1:06.088	22	PERKIN	47.908	1	22	PERKIN	1:53.996	1:53.996	0.000
2	137	JACKSON	1:06.470	137	JACKSON	48.447	2	137	JACKSON	1:54.917	1:55.170	0.253
3	501	HIGLETT	1:10.417	52	STOKES	51.330	3	501	HIGLETT	2:01.946	2:02.340	0.394
4	129	BAILEY	1:11.124	501	HIGLETT	51.529	4	129	BAILEY	2:02.952	2:03.379	0.427
5	61	PARROTT	1:11.507	129	BAILEY	51.828	5	52	STOKES	2:03.077	2:03.685	0.608
6	33	WILLIAMS	1:11.568	53	DAWSON	52.327	6	61	PARROTT	2:03.882	2:03.882	0.000
7	52	STOKES	1:11.747	631	CRAGG	52.367	7	53	DAWSON	2:04.387	2:04.387	0.000
8	53	DAWSON	1:12.060	61	PARROTT	52.375	8	631	CRAGG	2:04.489	2:04.489	0.000
9	631	CRAGG	1:12.122	56	HEBB	52.435	9	33	WILLIAMS	2:04.564	2:04.564	0.000
10	17	TONGE	1:12.836	17	TONGE	52.891	10	17	TONGE	2:05.727	2:05.727	0.000
11	56	HEBB	1:13.563	33	WILLIAMS	52.996	11	56	HEBB	2:05.998	2:06.030	0.032
12	51	HOCKING	1:21.255	51	HOCKING	57.564	12	51	HOCKING	2:18.819	2:20.830	2.011
13	54	RILEY	1:24.405	54	RILEY	58.733	13	54	RILEY	2:23.138	2:23.138	0.000

Weather / Track : Cloudy / Wet

Cadwell Park: 2.1800 miles
Date: 06/07/2024 Start: 12:28 Finish: 12:44

Results can be found at www.tsl-timing.com

Printed - 12:48 Saturday, 06 July 2024

BMCRC - MRO Championships 2024 - Rnd 5 @ Cadwell Park

Lansdowne Classic Series

RACE 2 - STATISTICS

Competitors Started	13
Planned Start	2024-07-06 @ 11:50:00.000
Actual Start	2024-07-06 @ 12:28:16.770
Finish Time	2024-07-06 @ 12:44:14.163
Track Length	2.1800mi.
Total Laps	96
Total Distance Covered	209.2817mi.

Session Fastest Lap History

NO	CL	NAME	LAP TIME	TIME OF DAY	LAP	VEHICLE
137	11A	**Daniel JACKSON**	**2:02.866**	12:32:29.534	2	Matchless G50
22	11A	**Tony PERKIN**	**2:02.650**	12:32:30.138	2	Norton MANX
137	11A	**Daniel JACKSON**	**2:00.996**	12:34:30.530	3	Matchless G50
137	11A	**Daniel JACKSON**	**1:59.072**	12:36:29.602	4	Matchless G50
137	11A	**Daniel JACKSON**	**1:57.260**	12:38:26.863	5	Matchless G50
22	11A	**Tony PERKIN**	**1:57.000**	12:38:27.623	5	Norton MANX
137	11A	**Daniel JACKSON**	**1:55.680**	12:42:19.761	7	Matchless G50
22	11A	**Tony PERKIN**	**1:55.354**	12:42:20.181	7	Norton MANX
22	11A	**Tony PERKIN**	**1:53.996**	12:44:14.177	8	Norton MANX

Session Leader History

NO	CL	NAME	FROM LAP	LAPS LED	DISTANCE	VEHICLE
137	11A	**Daniel JACKSON**	1	7	15.26 miles	Matchless G50
22	11A	**Tony PERKIN**	8	1	2.18 miles	Norton MANX

Flag History

TYPE	TIME OF DAY
GREEN	12:28:16.770
FINISH	12:44:14.163

Flag Statistics

TYPE	COUNT	TOTAL LAPS	TOTAL TIME
Green	1	8	17:51.108
Red	0	0	0.000
Safety Car	0	0	0.000
FCY	0	0	0.000

Weather / Track : Cloudy / Wet

Cadwell Park: 2.1800 miles
Date: 06/07/2024 Start: 12:28 Finish: 12:44

BMCRC - MRO Championships 2024 - Rnd 5 @ Cadwell Park

Lansdowne Classic Series

RACE 2 - STATISTICS

CLASS : 11A

5 Starters

Fastest Lap History

NO	NAME	LAP TIME	TIME OF DAY	LAP	VEHICLE
137	**Daniel JACKSON**	**2:02.866**	12:32:29.534	2	Matchless G50
22	**Tony PERKIN**	**2:02.650**	12:32:30.138	2	Norton MANX
137	**Daniel JACKSON**	**2:00.996**	12:34:30.530	3	Matchless G50
137	**Daniel JACKSON**	**1:59.072**	12:36:29.602	4	Matchless G50
137	**Daniel JACKSON**	**1:57.260**	12:38:26.863	5	Matchless G50
22	**Tony PERKIN**	**1:57.000**	12:38:27.623	5	Norton MANX
137	**Daniel JACKSON**	**1:55.680**	12:42:19.761	7	Matchless G50
22	**Tony PERKIN**	**1:55.354**	12:42:20.181	7	Norton MANX
22	**Tony PERKIN**	**1:53.996**	12:44:14.177	8	Norton MANX

Leader History

NO	NAME	FROM LAP	LAPS LED	DISTANCE	VEHICLE
137	**Daniel JACKSON**	1	7	15.26 miles	Matchless G50
22	**Tony PERKIN**	8	1	2.18 miles	Norton MANX

Weather / Track : Cloudy / Wet

Cadwell Park: 2.1800 miles
Date: 06/07/2024 Start: 12:28 Finish: 12:44

BMCRC - MRO Championships 2024 - Rnd 5 @ Cadwell Park

Lansdowne Classic Series

RACE 2 - STATISTICS

CLASS : 11B

7 Starters

Fastest Lap History

NO	NAME	LAP TIME	TIME OF DAY	LAP	VEHICLE
52	**Robin STOKES**	**2:11.851**	12:32:52.072	2	Norton MANX
52	**Robin STOKES**	**2:07.004**	12:34:59.077	3	Norton MANX
52	**Robin STOKES**	**2:05.069**	12:37:04.147	4	Norton MANX
52	**Robin STOKES**	**2:04.261**	12:39:08.407	5	Norton MANX
52	**Robin STOKES**	**2:04.096**	12:41:12.503	6	Norton MANX
52	**Robin STOKES**	**2:03.685**	12:43:16.188	7	Norton MANX

Leader History

NO	NAME	FROM LAP	LAPS LED	DISTANCE	VEHICLE
61	**Steve PARROTT**	1	1	2.18 miles	Norton MANX
52	**Robin STOKES**	2	7	15.26 miles	Norton MANX

Weather / Track : Cloudy / Wet

Cadwell Park: 2.1800 miles
Date: 06/07/2024 Start: 12:28 Finish: 12:44

BMCRC - MRO Championships 2024 - Rnd 5 @ Cadwell Park

Lansdowne Classic Series

RACE 2 - STATISTICS

CLASS : 11D

1 Starters

Fastest Lap History

NO	NAME	LAP TIME	TIME OF DAY	LAP	VEHICLE
54	**Brian RILEY**	**2:27.930**	12:33:20.591	2	Norton DAYTONA DOMIRACER
54	**Brian RILEY**	**2:26.146**	12:35:46.737	3	Norton DAYTONA DOMIRACER
54	**Brian RILEY**	**2:23.138**	12:45:35.476	7	Norton DAYTONA DOMIRACER

Leader History

NO	NAME	FROM LAP	LAPS LED	DISTANCE	VEHICLE
54	**Brian RILEY**	1	7	15.26 miles	Norton DAYTONA DOMIRACER

Weather / Track : Cloudy / Wet

Cadwell Park: 2.1800 miles
Date: 06/07/2024 Start: 12:28 Finish: 12:44

BMCRC - MRO Championships 2024 - Rnd 5 @ Cadwell Park

Lansdowne Classic Series

RACE 2 - GRID (8 Laps)

ROW 5	13	49	Richard HANN					14	82	Mark TAYLOR				
ROW 4				10	56	Matthew HEBB	2:06.030	11	51	Simon HOCKING	2:20.830	12	54	Brian RILEY 2:23.138
ROW 3	7	53	Richard DAWSON 2:04.387	8	631	Angela CRAGG	2:04.489	9	17	Stuart TONGE	2:05.727			
ROW 2				4	129	Luke BAILEY	2:03.379	5	52	Robin STOKES	2:03.685	6	61	Steve PARROTT 2:03.882
ROW 1	1	22	Tony PERKIN 1:53.996	2	137	Daniel JACKSON	1:55.170	3	501	Graham HIGLETT	2:02.340			

Pole

These results are provisional until the conclusion of any judicial and technical matters.

Cadwell Park: 2.1800 miles

Clerk Of Course:	Stewards:	Timekeeper: Craig Smith	

Results can be found at www.tsl-timing.com

Printed - 12:49 Saturday, 06 July 2024

BMCRC - MRO Championships 2024 - Rnd 5 @ Cadwell Park

Lansdowne Classic Series

RACE 2 - CLASSIFICATION

Race Distance: 6 Laps / 13.08 miles

POS	NO	CL	PIC	NAME	ENTRY	LAPS	TIME	GAP	DIFF	MPH	BEST	ON	GRD	↑↓
1	**137**	11A	1	**Daniel JACKSON**	Matchless G50 - Team Sigie racing	**6**	10:59.509			71.39	**1:47.468**	2	2	1
2	**501**	11A	2	**Graham HIGLETT**	Ripley Land Matchless G50 - Ripley Land Racing	**6**	11:03.564	**4.055**	4.055	70.96	**1:48.999**	4	3	1
3	**22**	11A	3	**Tony PERKIN**	Norton MANX - Geartech	**6**	11:21.035	**21.526**	17.471	69.14	**1:51.267**	2	1	-2
4	**61**	11B	1	**Steve PARROTT**	Norton MANX - Albury Care	**6**	11:47.517	**48.008**	26.482	66.55	**1:56.487**	4	6	2
5	**631**	11B	2	**Angela CRAGG**	Manx NORTON -	**6**	11:52.088	**52.579**	4.571	66.12	**1:56.794**	6	8	3
6	**53**	11B	3	**Richard DAWSON**	Norton MANX -	**6**	11:52.556	**53.047**	0.468	66.08	**1:56.014**	6	7	1
7	**52**	11B	4	**Robin STOKES**	Norton MANX - Cliff Ransley	**6**	11:53.253	**53.744**	0.697	66.01	**1:56.349**	6	5	-2
8	**17**	11B	5	**Stuart TONGE**	Norton MANX - Stuart Tonge Engineering	**6**	12:04.445	**1:04.936**	11.192	64.99	**1:59.211**	3	9	1
9	**56**	11A	4	**Matthew HEBB**	Norton MANX -	**6**	12:05.585	**1:06.076**	1.140	64.89	**1:59.141**	3	10	1
10	**51**	11B	6	**Simon HOCKING**	Norton MANX -	**6**	12:50.869	**1:51.360**	45.284	61.08	**2:06.599**	2	11	1
11	**54**	11D	1	**Brian RILEY**	Norton DAYTONA DOMIRACER -	**5**	11:14.399	**1 Lap**	1 Lap	58.18	**2:10.845**	5	12	1

FASTEST LAP

137	11A	**Daniel JACKSON**	Matchless G50 - Team Sigie racing	**2**	1:47.468	73.02 mph	117.52 kph
53	11B	**Richard DAWSON**	Norton MANX -	**6**	1:56.014	67.64 mph	108.86 kph
54	11D	**Brian RILEY**	Norton DAYTONA DOMIRACER -	**5**	2:10.845	59.97 mph	96.52 kph

Comments:
Class 11A - 92.5% of Race Speed = 66.03 mph
Class 11B - 92.5% of Race Speed = 61.55 mph
Class 11D - 92.5% of Race Speed = 53.81 mph

Weather / Track : Cloudy / Dry
These results are provisional until the conclusion of any judicial and technical matters.

Date: 07/07/2024 Start: 10:34 Finish: 10:45
Cadwell Park: 2.1800 miles

Clerk Of Course:	Stewards:	Timekeeper: Craig Smith	

Results can be found at www.tsl-timing.com

Printed - 10:48 Sunday, 07 July 2024

BMCRC - MRO Championships 2024 - Rnd 5 @ Cadwell Park

Lansdowne Classic Series

RACE 2 - LAP CHART

LAP 1 @ 10:36:51.409

NO	BEHIND	LAP TIME
501		1:55.192
137	0.170	1:55.362
22	2.126	1:57.318
61	7.332	2:02.524
631	8.529	2:03.721
53	9.680	2:04.872
52	10.687	2:05.879
17	11.480	2:06.672
56	12.600	2:07.792
51	14.681	2:09.873
54	26.296	2:21.488

LAP 2 @ 10:38:39.047

NO	BEHIND	LAP TIME
137		1:47.468
501	1.515	1:49.153
22	5.755	1:51.267
61	17.127	1:57.433
631	18.548	1:57.657
53	20.491	1:58.449
52	21.130	1:58.081
17	23.259	1:59.417
56	24.261	1:59.299
51	33.642	2:06.599
54	52.945	2:14.287

LAP 3 @ 10:40:26.969

NO	BEHIND	LAP TIME
137		1:47.922
501	2.815	1:49.222
22	9.715	1:51.882
61	26.258	1:57.053
631	28.894	1:58.268
53	29.703	1:57.134
52	30.535	1:57.327
17	34.548	1:59.211
56	35.480	1:59.141
51	52.986	2:07.266
54	1:19.508	2:14.485

LAP 4 @ 10:42:15.262

NO	BEHIND	LAP TIME
137		1:48.293
501	3.521	1:48.999
22	13.990	1:52.568
61	34.452	1:56.487
631	38.300	1:57.699
53	38.738	1:57.328
52	39.726	1:57.484
17	45.749	1:59.494
56	46.683	1:59.496
51	1:11.474	2:06.781
54	1:44.509	2:13.294

LAP 5 @ 10:44:03.821

NO	BEHIND	LAP TIME
137		1:48.559
501	4.543	1:49.581
22	19.261	1:53.830
61	42.915	1:57.022
631	47.690	1:57.949
53	48.938	1:58.759
52	49.300	1:58.133
17	56.727	1:59.537
56	57.804	1:59.680
51	1:33.145	2:10.230

LAP 6 @ 10:45:55.726

NO	BEHIND	LAP TIME
137		1:51.905
501	4.055	1:51.417
54	1 Lap	2:10.845
22	21.526	1:54.170
61	48.008	1:56.998
631	52.579	1:56.794
53	53.047	1:56.014
52	53.744	1:56.349
17	1:04.936	2:00.114
56	1:06.076	2:00.177
51	1:51.360	2:10.120

Weather / Track : Cloudy / Dry

Cadwell Park: 2.1800 miles
Date: 07/07/2024 Start: 10:34 Finish: 10:45

Results can be found at www.tsl-timing.com

Printed - 10:48 Sunday, 07 July 2024

BMCRC - MRO Championships 2024 - Rnd 5 @ Cadwell Park

Lansdowne Classic Series

RACE 2 - POSITION CHART

		Lap	1	2	3	4	5	6
No	Name	Pos						
22	PERKIN	1	501	137	137	137	137	137
137	JACKSON	2	137	501	501	501	501	501
501	HIGLETT	3	22	22	22	22	22	22
52	STOKES	4	61	61	61	61	61	61
61	PARROTT	5	631	631	631	631	631	631
53	DAWSON	6	53	53	53	53	53	53
631	CRAGG	7	52	52	52	52	52	52
17	TONGE	8	17	17	17	17	17	17
56	HEBB	9	56	56	56	56	56	56
51	HOCKING	10	51	51	51	51	51	51
54	RILEY	11	54	54	54	54	54	

Weather / Track : Cloudy / Dry

Cadwell Park: 2.1800 miles
Date: 07/07/2024 Start: 10:34 Finish: 10:45

Results can be found at www.tsl-timing.com

Printed - 10:48 Sunday, 07 July 2024

BMCRC - MRO Championships 2024 - Rnd 5 @ Cadwell Park

Lansdowne Classic Series

RACE 2 - SECTOR ANALYSIS

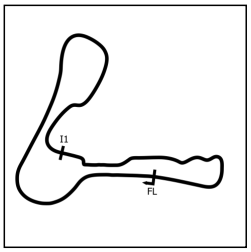

SECTOR 1 = FL to I1, SECTOR 2 = I1 to FL, DIFF = Difference To Personal Best Lap, P = Crossed Finish Line in Pit Lane, D = Time Disallowed

P1 137 11A Daniel JACKSON — Matchless G50 - Team Sigie racing

IDEAL LAP TIME : 1:47.468 BEST LAP TIME : 1:47.468 DIFFERENCE : 0.000

LAP	SECTOR 1	SECTOR 2	LAP TIME	MPH	DIFF	TIME OF DAY
1 -		45.291	1:55.362	68.02	7.894	10:36:51.579
2 -	***1:03.150***	***44.318***	***1:47.468 (1)***	***73.02***		***10:38:39.047***
3 -	1:03.237	44.685	1:47.922 (2)	72.71	0.454	10:40:26.969
4 -	1:03.167	45.126	1:48.293 (3)	72.47	0.825	10:42:15.262
5 -	1:03.453	45.106	1:48.559	72.29	1.091	10:44:03.821
6 -	1:05.424	46.481	1:51.905	70.13	4.437	10:45:55.726

P2 501 11A Graham HIGLETT — Ripley Land Matchless G50 - Ripley Land Racing

IDEAL LAP TIME : 1:48.664 BEST LAP TIME : 1:48.999 DIFFERENCE : 0.335

LAP	SECTOR 1	SECTOR 2	LAP TIME	MPH	DIFF	TIME OF DAY
1 -		45.425	1:55.192	68.13	6.193	10:36:51.409
2 -	1:03.841	***45.312***	1:49.153 (2)	71.89	0.154	10:38:40.562
3 -	1:03.833	45.389	1:49.222 (3)	71.85	0.223	10:40:29.784
4 -	***1:03.352***	45.647	***1:48.999 (1)***	***72.00***		***10:42:18.783***
5 -	1:03.890	45.691	1:49.581	71.61	0.582	10:44:08.364
6 -	1:05.078	46.339	1:51.417	70.43	2.418	10:45:59.781

P3 22 11A Tony PERKIN — Norton MANX - Geartech

IDEAL LAP TIME : 1:51.112 BEST LAP TIME : 1:51.267 DIFFERENCE : 0.155

LAP	SECTOR 1	SECTOR 2	LAP TIME	MPH	DIFF	TIME OF DAY
1 -		***46.351***	1:57.318	66.89	6.051	10:36:53.535
2 -	***1:04.761***	46.506	***1:51.267 (1)***	***70.53***		***10:38:44.802***
3 -	1:05.142	46.740	1:51.882 (2)	70.14	0.615	10:40:36.684
4 -	1:05.298	47.270	1:52.568 (3)	69.71	1.301	10:42:29.252
5 -	1:06.309	47.521	1:53.830	68.94	2.563	10:44:23.082
6 -	1:06.567	47.603	1:54.170	68.74	2.903	10:46:17.252

P4 61 11B Steve PARROTT — Norton MANX - Albury Care

IDEAL LAP TIME : 1:56.487 BEST LAP TIME : 1:56.487 DIFFERENCE : 0.000

LAP	SECTOR 1	SECTOR 2	LAP TIME	MPH	DIFF	TIME OF DAY
1 -		48.823	2:02.524	64.05	6.037	10:36:58.741
2 -	1:08.686	48.747	1:57.433	66.83	0.946	10:38:56.174
3 -	1:08.047	49.006	1:57.053	67.04	0.566	10:40:53.227
4 -	***1:07.748***	***48.739***	***1:56.487 (1)***	***67.37***		***10:42:49.714***
5 -	1:07.972	49.050	1:57.022 (3)	67.06	0.535	10:44:46.736
6 -	1:08.006	48.992	1:56.998 (2)	67.07	0.511	10:46:43.734

P5 631 11B Angela CRAGG — Manx NORTON -

IDEAL LAP TIME : 1:56.794 BEST LAP TIME : 1:56.794 DIFFERENCE : 0.000

LAP	SECTOR 1	SECTOR 2	LAP TIME	MPH	DIFF	TIME OF DAY
1 -		49.297	2:03.721	63.43	6.927	10:36:59.938
2 -	1:08.325	49.332	1:57.657 (2)	66.70	0.863	10:38:57.595
3 -	1:08.849	49.419	1:58.268	66.35	1.474	10:40:55.863
4 -	1:08.090	49.609	1:57.699 (3)	66.67	0.905	10:42:53.562
5 -	1:08.496	49.453	1:57.949	66.53	1.155	10:44:51.511
6 -	***1:07.864***	***48.930***	***1:56.794 (1)***	***67.19***		***10:46:48.305***

P6 53 11B Richard DAWSON — Norton MANX -

IDEAL LAP TIME : 1:56.014 BEST LAP TIME : 1:56.014 DIFFERENCE : 0.000

LAP	SECTOR 1	SECTOR 2	LAP TIME	MPH	DIFF	TIME OF DAY
1 -		49.519	2:04.872	62.84	8.858	10:37:01.089
2 -	1:08.360	50.089	1:58.449	66.25	2.435	10:38:59.538
3 -	1:07.933	49.201	1:57.134 (2)	67.00	1.120	10:40:56.672
4 -	1:08.052	49.276	1:57.328 (3)	66.88	1.314	10:42:54.000
5 -	1:09.097	49.662	1:58.759	66.08	2.745	10:44:52.759
6 -	***1:07.240***	***48.774***	***1:56.014 (1)***	***67.64***		***10:46:48.773***

Weather / Track : Cloudy / Dry

Cadwell Park: 2.1800 miles
Date: 07/07/2024 Start: 10:34 Finish: 10:45

BMCRC - MRO Championships 2024 - Rnd 5 @ Cadwell Park

Lansdowne Classic Series

RACE 2 - SECTOR ANALYSIS

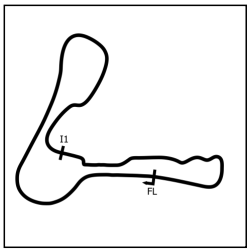

SECTOR 1 = FL to I1, SECTOR 2 = I1 to FL, DIFF = Difference To Personal Best Lap, P = Crossed Finish Line in Pit Lane, D = Time Disallowed

P7 52 11B Robin STOKES Norton MANX - Cliff Ransley

IDEAL LAP TIME : 1:56.349 BEST LAP TIME : 1:56.349 DIFFERENCE : 0.000

LAP	SECTOR 1	SECTOR 2	LAP TIME	MPH	DIFF	TIME OF DAY
1 -		49.266	2:05.879	62.34	9.530	10:37:02.096
2 -	1:08.735	49.346	1:58.081	66.46	1.732	10:39:00.177
3 -	1:07.681	49.646	1:57.327 (2)	66.89	0.978	10:40:57.504
4 -	1:07.810	49.674	1:57.484 (3)	66.80	1.135	10:42:54.988
5 -	1:08.622	49.511	1:58.133	66.43	1.784	10:44:53.121
6 -	***1:07.506***	***48.843***	***1:56.349 (1)***	***67.45***		***10:46:49.470***

P8 17 11B Stuart TONGE Norton MANX - Stuart Tonge Engineering

IDEAL LAP TIME : 1:58.618 BEST LAP TIME : 1:59.211 DIFFERENCE : 0.593

LAP	SECTOR 1	SECTOR 2	LAP TIME	MPH	DIFF	TIME OF DAY
1 -		***49.707***	2:06.672	61.95	7.461	10:37:02.889
2 -	1:09.361	50.056	1:59.417 (2)	65.71	0.206	10:39:02.306
3 -	***1:08.911***	50.300	***1:59.211 (1)***	***65.83***		***10:41:01.517***
4 -	1:09.307	50.187	1:59.494 (3)	65.67	0.283	10:43:01.011
5 -	1:09.001	50.536	1:59.537	65.65	0.326	10:45:00.548
6 -	1:09.119	50.995	2:00.114	65.33	0.903	10:47:00.662

P9 56 11A Matthew HEBB Norton MANX -

IDEAL LAP TIME : 1:58.482 BEST LAP TIME : 1:59.141 DIFFERENCE : 0.659

LAP	SECTOR 1	SECTOR 2	LAP TIME	MPH	DIFF	TIME OF DAY
1 -		49.275	2:07.792	61.41	8.651	10:37:04.009
2 -	1:10.301	48.998	1:59.299 (2)	65.78	0.158	10:39:03.308
3 -	1:09.921	49.220	***1:59.141 (1)***	***65.87***		***10:41:02.449***
4 -	***1:09.830***	49.666	1:59.496 (3)	65.67	0.355	10:43:01.945
5 -	1:11.028	***48.652***	1:59.680	65.57	0.539	10:45:01.625
6 -	1:10.408	49.769	2:00.177	65.30	1.036	10:47:01.802

P10 51 11B Simon HOCKING Norton MANX -

IDEAL LAP TIME : 2:05.745 BEST LAP TIME : 2:06.599 DIFFERENCE : 0.854

LAP	SECTOR 1	SECTOR 2	LAP TIME	MPH	DIFF	TIME OF DAY
1 -		***50.756***	2:09.873	60.42	3.274	10:37:06.090
2 -	1:15.309	51.290	***2:06.599 (1)***	***61.99***		***10:39:12.689***
3 -	1:15.644	51.622	2:07.266 (3)	61.66	0.667	10:41:19.955
4 -	***1:14.989***	51.792	2:06.781 (2)	61.90	0.182	10:43:26.736
5 -	1:16.265	53.965	2:10.230	60.26	3.631	10:45:36.966
6 -	1:18.275	51.845	2:10.120	60.31	3.521	10:47:47.086

P11 54 11D Brian RILEY Norton DAYTONA DOMIRACER -

IDEAL LAP TIME : 2:10.845 BEST LAP TIME : 2:10.845 DIFFERENCE : 0.000

LAP	SECTOR 1	SECTOR 2	LAP TIME	MPH	DIFF	TIME OF DAY
1 -		55.302	2:21.488	55.46	10.643	10:37:17.705
2 -	1:19.966	54.321	2:14.287 (3)	58.44	3.442	10:39:31.992
3 -	1:19.468	55.017	2:14.485	58.35	3.640	10:41:46.477
4 -	1:18.327	54.967	2:13.294 (2)	58.87	2.449	10:43:59.771
5 -	***1:17.021***	***53.824***	***2:10.845 (1)***	***59.97***		***10:46:10.616***

Weather / Track : Cloudy / Dry

Cadwell Park: 2.1800 miles
Date: 07/07/2024 Start: 10:34 Finish: 10:45

BMCRC - MRO Championships 2024 - Rnd 5 @ Cadwell Park

Lansdowne Classic Series

RACE 2 - BEST SECTORS

SECTOR 1				SECTOR 2			IDEAL / BEST COMPARISON					
POS	NO	NAME	TIME	NO	NAME	TIME	POS	NO	NAME	IDEAL	BEST	DIFF
									PERFECT LAP	1:47.468		
1	137	JACKSON	1:03.150	137	JACKSON	44.318	1	137	JACKSON	1:47.468	1:47.468	0.000
2	501	HIGLETT	1:03.352	501	HIGLETT	45.312	2	501	HIGLETT	1:48.664	1:48.999	0.335
3	22	PERKIN	1:04.761	22	PERKIN	46.351	3	22	PERKIN	1:51.112	1:51.267	0.155
4	53	DAWSON	1:07.240	56	HEBB	48.652	4	53	DAWSON	1:56.014	1:56.014	0.000
5	52	STOKES	1:07.506	61	PARROTT	48.739	5	52	STOKES	1:56.349	1:56.349	0.000
6	61	PARROTT	1:07.748	53	DAWSON	48.774	6	61	PARROTT	1:56.487	1:56.487	0.000
7	631	CRAGG	1:07.864	52	STOKES	48.843	7	631	CRAGG	1:56.794	1:56.794	0.000
8	17	TONGE	1:08.911	631	CRAGG	48.930	8	56	HEBB	1:58.482	1:59.141	0.659
9	56	HEBB	1:09.830	17	TONGE	49.707	9	17	TONGE	1:58.618	1:59.211	0.593
10	51	HOCKING	1:14.989	51	HOCKING	50.756	10	51	HOCKING	2:05.745	2:06.599	0.854
11	54	RILEY	1:17.021	54	RILEY	53.824	11	54	RILEY	2:10.845	2:10.845	0.000

Weather / Track : Cloudy / Dry

Cadwell Park: 2.1800 miles
Date: 07/07/2024 Start: 10:34 Finish: 10:45

Results can be found at www.tsl-timing.com

Printed - 10:48 Sunday, 07 July 2024

BMCRC - MRO Championships 2024 - Rnd 5 @ Cadwell Park

Lansdowne Classic Series

RACE 2 - STATISTICS

Competitors Started	11
Planned Start	2024-07-07 @ 09:45:00.000
Actual Start	2024-07-07 @ 10:34:56.216
Finish Time	2024-07-07 @ 10:45:55.725
Track Length	2.1800mi.
Total Laps	65
Total Distance Covered	141.7012mi.

Session Fastest Lap History

NO	CL	NAME	LAP TIME	TIME OF DAY	LAP	VEHICLE
137	11A	**Daniel JACKSON**	**1:47.468**	10:38:39.059	2	Matchless G50

Session Leader History

NO	CL	NAME	FROM LAP	LAPS LED	DISTANCE	VEHICLE
501	11A	**Graham HIGLETT**	1	1	2.18 miles	Ripley Land Matchless G50
137	11A	**Daniel JACKSON**	2	5	10.90 miles	Matchless G50

Flag History

TYPE	TIME OF DAY
GREEN	10:34:56.216
FINISH	10:45:55.725

Flag Statistics

TYPE	COUNT	TOTAL LAPS	TOTAL TIME
Green	1	6	13:03.702
Red	0	0	0.000
Safety Car	0	0	0.000
FCY	0	0	0.000

Weather / Track : Cloudy / Dry

Cadwell Park: 2.1800 miles
Date: 07/07/2024 Start: 10:34 Finish: 10:45

BMCRC - MRO Championships 2024 - Rnd 5 @ Cadwell Park

Lansdowne Classic Series

RACE 2 - STATISTICS

CLASS : 11A

4 Starters

Fastest Lap History

NO	NAME	LAP TIME	TIME OF DAY	LAP	VEHICLE
137	**Daniel JACKSON**	**1:47.468**	10:38:39.059	2	Matchless G50

Leader History

NO	NAME	FROM LAP	LAPS LED	DISTANCE	VEHICLE
501	**Graham HIGLETT**	1	1	2.18 miles	Ripley Land Matchless G50
137	**Daniel JACKSON**	2	5	10.90 miles	Matchless G50

Weather / Track : Cloudy / Dry

Cadwell Park: 2.1800 miles
Date: 07/07/2024 Start: 10:34 Finish: 10:45

BMCRC - MRO Championships 2024 - Rnd 5 @ Cadwell Park

Lansdowne Classic Series

RACE 2 - STATISTICS

CLASS : 11B

6 Starters

Fastest Lap History

NO	NAME	LAP TIME	TIME OF DAY	LAP	VEHICLE
61	**Steve PARROTT**	**1:57.433**	10:38:56.187	2	Norton MANX
61	**Steve PARROTT**	**1:57.053**	10:40:53.240	3	Norton MANX
61	**Steve PARROTT**	**1:56.487**	10:42:49.726	4	Norton MANX
53	**Richard DAWSON**	**1:56.014**	10:46:48.784	6	Norton MANX

Leader History

NO	NAME	FROM LAP	LAPS LED	DISTANCE	VEHICLE
61	**Steve PARROTT**	1	6	13.08 miles	Norton MANX

BMCRC - MRO Championships 2024 - Rnd 5 @ Cadwell Park

Lansdowne Classic Series

RACE 2 - STATISTICS

CLASS : 11D

1 Starters

Fastest Lap History

NO	NAME	LAP TIME	TIME OF DAY	LAP	VEHICLE
54	**Brian RILEY**	**2:14.287**	10:39:32.007	2	Norton DAYTONA DOMIRACER
54	**Brian RILEY**	**2:13.294**	10:43:59.786	4	Norton DAYTONA DOMIRACER
54	**Brian RILEY**	**2:10.845**	10:46:10.632	5	Norton DAYTONA DOMIRACER

Leader History

NO	NAME	FROM LAP	LAPS LED	DISTANCE	VEHICLE
54	**Brian RILEY**	1	5	10.90 miles	Norton DAYTONA DOMIRACER

Weather / Track : Cloudy / Dry

Cadwell Park: 2.1800 miles
Date: 07/07/2024 Start: 10:34 Finish: 10:45

BMCRC - MRO Championships 2024 - Rnd 5 @ Cadwell Park

Lansdowne Classic Series

RACE 13 - GRID (6 Laps)

ROW 4				10	51	Simon HOCKING 2:06.599	11	54	Brian RILEY 2:10.845	12	129 Luke BAILEY
ROW 3	7	631	Angela CRAGG 1:56.794	8	56	Matthew HEBB 1:59.141	9	17	Stuart TONGE 1:59.211		
ROW 2				4	53	Richard DAWSON 1:56.014	5	52	Robin STOKES 1:56.349	6	61 Steve PARROTT 1:56.487
ROW 1	1	137	Daniel JACKSON 1:47.468	2	501	Graham HIGLETT 1:48.999	3	22	Tony PERKIN 1:51.267		

Pole

These results are provisional until the conclusion of any judicial and technical matters.

Cadwell Park: 2.1800 miles

Clerk Of Course:	Stewards:	Timekeeper: Craig Smith	

Results can be found at www.tsl-timing.com

Printed - 10:50 Sunday, 07 July 2024

BMCRC - MRO Championships 2024 - Rnd 5 @ Cadwell Park

Lansdowne Classic Series

RACE 13 - CLASSIFICATION

Race Distance: 5 Laps / 10.90 miles

POS	NO	CL	PIC	NAME	ENTRY	LAPS	TIME	GAP	DIFF	MPH	BEST	ON	GRD	↑↓
1	**137**	11A	1	**Daniel JACKSON**	Matchless G50 - Team Sigie racing	**5**	10:16.606			63.63	**2:00.555**	5	1	0
2	**22**	11A	2	**Tony PERKIN**	Norton MANX - Geartech	**5**	10:17.884	**1.278**	1.278	63.50	**1:58.474**	5	3	1
3	**501**	11A	3	**Graham HIGLETT**	Ripley Land Matchless G50 - Ripley Land Racing	**5**	10:35.640	**19.034**	17.756	61.73	**2:02.204**	5	2	-1
4	**53**	11B	1	**Richard DAWSON**	Norton MANX -	**5**	10:54.980	**38.374**	19.340	59.91	**2:06.757**	5	4	0
5	**17**	11B	2	**Stuart TONGE**	Norton MANX - Stuart Tonge Engineering	**5**	11:00.484	**43.878**	5.504	59.41	**2:07.081**	5	9	4
6	**52**	11B	3	**Robin STOKES**	Norton MANX - Cliff Ransley	**5**	11:01.720	**45.114**	1.236	59.30	**2:07.085**	5	5	-1
7	**56**	11A	4	**Matthew HEBB**	Norton MANX -	**5**	11:01.885	**45.279**	0.165	59.28	**2:05.626**	5	8	1
8	**631**	11B	4	**Angela CRAGG**	Manx NORTON -	**5**	11:11.317	**54.711**	9.432	58.45	**2:10.410**	5	7	-1
9	**54**	11D	1	**Brian RILEY**	Norton DAYTONA DOMIRACER -	**5**	11:58.306	**1:41.700**	46.989	54.62	**2:19.301**	4	11	2

NOT CLASSIFIED

DNF	**51**	11B		**Simon HOCKING**	Norton MANX -	**0**							10	

FASTEST LAP

22	11A	**Tony PERKIN**	Norton MANX - Geartech	**5**	1:58.474	66.24 mph	106.60 kph
53	11B	**Richard DAWSON**	Norton MANX -	**5**	2:06.757	61.91 mph	99.64 kph
54	11D	**Brian RILEY**	Norton DAYTONA DOMIRACER -	**4**	2:19.301	56.33 mph	90.66 kph

Comments:
Class 11A - 92.5% of Race Speed = 58.85 mph
Class 11B - 92.5% of Race Speed = 55.41 mph
Class 11D - 92.5% of Race Speed = 50.52 mph

Weather / Track : Cloudy / Drying
These results are provisional until the conclusion of any judicial and technical matters.

Date: 07/07/2024 Start: 15:42 Finish: 15:52
Cadwell Park: 2.1800 miles

Clerk Of Course:	Stewards:	Timekeeper: Craig Smith	

Results can be found at www.tsl-timing.com

Printed - 15:54 Sunday, 07 July 2024

BMCRC - MRO Championships 2024 - Rnd 5 @ Cadwell Park

Lansdowne Classic Series

RACE 13 - LAP CHART

LAP 1		@ 15:44:10.884
NO	BEHIND	LAP TIME
137		2:08.573
22	2.248	2:10.821
501	5.369	2:13.942
631	10.608	2:19.181
53	10.756	2:19.329
17	11.438	2:20.011
52	11.754	2:20.327
56	12.862	2:21.435
54	22.300	2:30.873

LAP 2		@ 15:46:14.434
NO	BEHIND	LAP TIME
137		2:03.550
22	4.067	2:05.369
501	10.344	2:08.525
53	18.720	2:11.514
17	20.005	2:12.117
52	21.575	2:13.371
631	23.795	2:16.737
56	24.283	2:14.971
54	42.580	2:23.830

LAP 3		@ 15:48:16.847
NO	BEHIND	LAP TIME
137		2:02.413
22	4.693	2:03.039
501	14.645	2:06.714
53	25.861	2:09.554
17	28.882	2:11.290
52	30.246	2:11.084
56	32.852	2:10.982
631	34.330	2:12.948
54	1:03.129	2:22.962

LAP 4		@ 15:50:18.362
NO	BEHIND	LAP TIME
137		2:01.515
22	3.359	2:00.181
501	17.385	2:04.255
53	32.172	2:07.826
17	37.352	2:09.985
52	38.584	2:09.853
56	40.208	2:08.871
631	44.856	2:12.041
54	1:20.915	2:19.301

LAP 5		@ 15:52:18.917
NO	BEHIND	LAP TIME
137		2:00.555
22	1.278	1:58.474
501	19.034	2:02.204
53	38.374	2:06.757
17	43.878	2:07.081
52	45.114	2:07.085
56	45.279	2:05.626
631	54.711	2:10.410
54	1:41.700	2:21.340

Weather / Track : Cloudy / Drying

Cadwell Park: 2.1800 miles
Date: 07/07/2024 Start: 15:42 Finish: 15:52

Results can be found at www.tsl-timing.com

Printed - 15:54 Sunday, 07 July 2024

BMCRC - MRO Championships 2024 - Rnd 5 @ Cadwell Park

Lansdowne Classic Series

RACE 13 - POSITION CHART

		Lap	1	2	3	4	5
No	Name	Pos					
137	JACKSON	1	137	137	137	137	137
501	HIGLETT	2	22	22	22	22	22
22	PERKIN	3	501	501	501	501	501
53	DAWSON	4	631	53	53	53	53
52	STOKES	5	53	17	17	17	17
631	CRAGG	6	17	52	52	52	52
56	HEBB	7	52	631	56	56	56
17	TONGE	8	56	56	631	631	631
51	HOCKING	9	54	54	54	54	54
54	RILEY	10					

Weather / Track : Cloudy / Drying

Cadwell Park: 2.1800 miles
Date: 07/07/2024 Start: 15:42 Finish: 15:52

Results can be found at www.tsl-timing.com

Printed - 15:54 Sunday, 07 July 2024

BMCRC - MRO Championships 2024 - Rnd 5 @ Cadwell Park

Lansdowne Classic Series

RACE 13 - SECTOR ANALYSIS

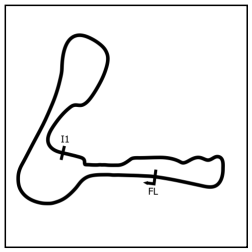

SECTOR 1 = FL to I1, SECTOR 2 = I1 to FL, DIFF = Difference To Personal Best Lap, P = Crossed Finish Line in Pit Lane, D = Time Disallowed

P1 137 11A Daniel JACKSON
Matchless G50 - Team Sigie racing

IDEAL LAP TIME : 2:00.550 BEST LAP TIME : 2:00.555 DIFFERENCE : 0.005

LAP	SECTOR 1	SECTOR 2	LAP TIME	MPH	DIFF	TIME OF DAY
1 -		52.043	2:08.573	61.03	8.018	15:44:10.884
2 -	1:11.911	51.639	2:03.550	63.52	2.995	15:46:14.434
3 -	1:10.867	51.546	2:02.413 (3)	64.11	1.858	15:48:16.847
4 -	1:10.326	***51.189***	2:01.515 (2)	64.58	0.960	15:50:18.362
5 -	***1:09.361***	51.194	***2:00.555 (1)***	***65.09***		***15:52:18.917***

P2 22 11A Tony PERKIN
Norton MANX - Geartech

IDEAL LAP TIME : 1:58.474 BEST LAP TIME : 1:58.474 DIFFERENCE : 0.000

LAP	SECTOR 1	SECTOR 2	LAP TIME	MPH	DIFF	TIME OF DAY
1 -		53.368	2:10.821	59.99	12.347	15:44:13.132
2 -	1:11.794	53.575	2:05.369	62.59	6.895	15:46:18.501
3 -	1:10.869	52.170	2:03.039 (3)	63.78	4.565	15:48:21.540
4 -	1:08.911	51.270	2:00.181 (2)	65.30	1.707	15:50:21.721
5 -	***1:08.389***	***50.085***	***1:58.474 (1)***	***66.24***		***15:52:20.195***

P3 501 11A Graham HIGLETT
Ripley Land Matchless G50 - Ripley Land Racing

IDEAL LAP TIME : 2:02.204 BEST LAP TIME : 2:02.204 DIFFERENCE : 0.000

LAP	SECTOR 1	SECTOR 2	LAP TIME	MPH	DIFF	TIME OF DAY
1 -		54.118	2:13.942	58.59	11.738	15:44:16.253
2 -	1:14.733	53.792	2:08.525	61.06	6.321	15:46:24.778
3 -	1:13.193	53.521	2:06.714 (3)	61.93	4.510	15:48:31.492
4 -	1:12.016	52.239	2:04.255 (2)	63.16	2.051	15:50:35.747
5 -	***1:10.623***	***51.581***	***2:02.204 (1)***	***64.22***		***15:52:37.951***

P4 53 11B Richard DAWSON
Norton MANX -

IDEAL LAP TIME : 2:06.757 BEST LAP TIME : 2:06.757 DIFFERENCE : 0.000

LAP	SECTOR 1	SECTOR 2	LAP TIME	MPH	DIFF	TIME OF DAY
1 -		56.979	2:19.329	56.32	12.572	15:44:21.640
2 -	1:15.871	55.643	2:11.514	59.67	4.757	15:46:33.154
3 -	1:14.482	55.072	2:09.554 (3)	60.57	2.797	15:48:42.708
4 -	1:13.718	54.108	2:07.826 (2)	61.39	1.069	15:50:50.534
5 -	***1:12.988***	***53.769***	***2:06.757 (1)***	***61.91***		***15:52:57.291***

P5 17 11B Stuart TONGE
Norton MANX - Stuart Tonge Engineering

IDEAL LAP TIME : 2:07.081 BEST LAP TIME : 2:07.081 DIFFERENCE : 0.000

LAP	SECTOR 1	SECTOR 2	LAP TIME	MPH	DIFF	TIME OF DAY
1 -		56.914	2:20.011	56.05	12.930	15:44:22.322
2 -	1:16.257	55.860	2:12.117	59.40	5.036	15:46:34.439
3 -	1:15.320	55.970	2:11.290 (3)	59.77	4.209	15:48:45.729
4 -	1:14.955	55.030	2:09.985 (2)	60.37	2.904	15:50:55.714
5 -	***1:12.578***	***54.503***	***2:07.081 (1)***	***61.75***		***15:53:02.795***

P6 52 11B Robin STOKES
Norton MANX - Cliff Ransley

IDEAL LAP TIME : 2:07.085 BEST LAP TIME : 2:07.085 DIFFERENCE : 0.000

LAP	SECTOR 1	SECTOR 2	LAP TIME	MPH	DIFF	TIME OF DAY
1 -		57.321	2:20.327	55.92	13.242	15:44:22.638
2 -	1:16.526	56.845	2:13.371	58.84	6.286	15:46:36.009
3 -	1:14.182	56.902	2:11.084 (3)	59.87	3.999	15:48:47.093
4 -	1:13.991	55.862	2:09.853 (2)	60.43	2.768	15:50:56.946
5 -	***1:11.653***	***55.432***	***2:07.085 (1)***	***61.75***		***15:53:04.031***

Weather / Track : Cloudy / Drying

Cadwell Park: 2.1800 miles
Date: 07/07/2024 Start: 15:42 Finish: 15:52

BMCRC - MRO Championships 2024 - Rnd 5 @ Cadwell Park

Lansdowne Classic Series

RACE 13 - SECTOR ANALYSIS

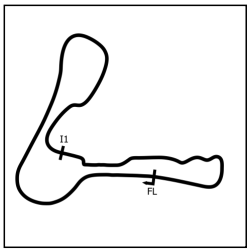

SECTOR 1 = FL to I1, SECTOR 2 = I1 to FL, DIFF = Difference To Personal Best Lap, P = Crossed Finish Line in Pit Lane, D = Time Disallowed

P7 56 11A Matthew HEBB Norton MANX -

IDEAL LAP TIME : 2:05.626 BEST LAP TIME : 2:05.626 DIFFERENCE : 0.000

LAP	SECTOR 1	SECTOR 2	LAP TIME	MPH	DIFF	TIME OF DAY
1 -		57.517	2:21.435	55.48	15.809	15:44:23.746
2 -	1:18.398	56.573	2:14.971	58.14	9.345	15:46:38.717
3 -	1:16.298	54.684	2:10.982 **(3)**	59.91	5.356	15:48:49.699
4 -	1:15.475	53.396	2:08.871 **(2)**	60.89	3.245	15:50:58.570
5 -	***1:12.701***	***52.925***	***2:05.626*** **(1)**	***62.47***		***15:53:04.196***

P8 631 11B Angela CRAGG Manx NORTON -

IDEAL LAP TIME : 2:10.410 BEST LAP TIME : 2:10.410 DIFFERENCE : 0.000

LAP	SECTOR 1	SECTOR 2	LAP TIME	MPH	DIFF	TIME OF DAY
1 -		57.115	2:19.181	56.38	8.771	15:44:21.492
2 -	1:18.954	57.783	2:16.737	57.39	6.327	15:46:38.229
3 -	1:16.586	56.362	2:12.948 **(3)**	59.03	2.538	15:48:51.177
4 -	1:16.412	55.629	2:12.041 **(2)**	59.43	1.631	15:51:03.218
5 -	***1:15.008***	***55.402***	***2:10.410*** **(1)**	***60.17***		***15:53:13.628***

P9 54 11D Brian RILEY Norton DAYTONA DOMIRACER -

IDEAL LAP TIME : 2:18.970 BEST LAP TIME : 2:19.301 DIFFERENCE : 0.331

LAP	SECTOR 1	SECTOR 2	LAP TIME	MPH	DIFF	TIME OF DAY
1 -		59.634	2:30.873	52.01	11.572	15:44:33.184
2 -	1:24.450	59.380	2:23.830	54.56	4.529	15:46:57.014
3 -	1:24.957	58.005	2:22.962 **(3)**	54.89	3.661	15:49:19.976
4 -	1:21.643	***57.658***	***2:19.301*** **(1)**	***56.33***		***15:51:39.277***
5 -	***1:21.312***	1:00.028	2:21.340 **(2)**	55.52	2.039	15:54:00.617

Weather / Track : Cloudy / Drying

Cadwell Park: 2.1800 miles
Date: 07/07/2024 Start: 15:42 Finish: 15:52

BMCRC - MRO Championships 2024 - Rnd 5 @ Cadwell Park

Lansdowne Classic Series

RACE 13 - BEST SECTORS

SECTOR 1				SECTOR 2			IDEAL / BEST COMPARISON					
POS	NO	NAME	TIME	NO	NAME	TIME	POS	NO	NAME	IDEAL	BEST	DIFF
									PERFECT LAP	1:58.474		
1	22	PERKIN	1:08.389	22	PERKIN	50.085	1	22	PERKIN	1:58.474	1:58.474	0.000
2	137	JACKSON	1:09.361	137	JACKSON	51.189	2	137	JACKSON	2:00.550	2:00.555	0.005
3	501	HIGLETT	1:10.623	501	HIGLETT	51.581	3	501	HIGLETT	2:02.204	2:02.204	0.000
4	52	STOKES	1:11.653	56	HEBB	52.925	4	56	HEBB	2:05.626	2:05.626	0.000
5	17	TONGE	1:12.578	53	DAWSON	53.769	5	53	DAWSON	2:06.757	2:06.757	0.000
6	56	HEBB	1:12.701	17	TONGE	54.503	6	17	TONGE	2:07.081	2:07.081	0.000
7	53	DAWSON	1:12.988	631	CRAGG	55.402	7	52	STOKES	2:07.085	2:07.085	0.000
8	631	CRAGG	1:15.008	52	STOKES	55.432	8	631	CRAGG	2:10.410	2:10.410	0.000
9	54	RILEY	1:21.312	54	RILEY	57.658	9	54	RILEY	2:18.970	2:19.301	0.331
10												

Weather / Track : Cloudy / Drying

Cadwell Park: 2.1800 miles
Date: 07/07/2024 Start: 15:42 Finish: 15:52

Results can be found at www.tsl-timing.com

Printed - 15:54 Sunday, 07 July 2024

BMCRC - MRO Championships 2024 - Rnd 5 @ Cadwell Park

Lansdowne Classic Series

RACE 13 - STATISTICS

Competitors Started	10
Planned Start	2024-07-07 @ 15:00:00.000
Actual Start	2024-07-07 @ 15:42:02.310
Finish Time	2024-07-07 @ 15:52:18.916
Track Length	2.1800mi.
Total Laps	45
Total Distance Covered	98.1008mi.

Session Fastest Lap History

NO	CL	NAME	LAP TIME	TIME OF DAY	LAP	VEHICLE
137	11A	**Daniel JACKSON**	**2:03.550**	15:46:14.446	2	Matchless G50
137	11A	**Daniel JACKSON**	**2:02.413**	15:48:16.859	3	Matchless G50
137	11A	**Daniel JACKSON**	**2:01.515**	15:50:18.375	4	Matchless G50
22	11A	**Tony PERKIN**	**2:00.181**	15:50:21.734	4	Norton MANX
22	11A	**Tony PERKIN**	**1:58.474**	15:52:20.208	5	Norton MANX

Session Leader History

NO	CL	NAME	FROM LAP	LAPS LED	DISTANCE	VEHICLE
137	11A	**Daniel JACKSON**	1	5	10.90 miles	Matchless G50

Flag History

TYPE	TIME OF DAY
GREEN	15:42:02.310
FINISH	15:52:18.916

Flag Statistics

TYPE	COUNT	TOTAL LAPS	TOTAL TIME
Green	1	5	12:26.849
Red	0	0	0.000
Safety Car	0	0	0.000
FCY	0	0	0.000

Weather / Track : Cloudy / Drying

Cadwell Park: 2.1800 miles
Date: 07/07/2024 Start: 15:42 Finish: 15:52

BMCRC - MRO Championships 2024 - Rnd 5 @ Cadwell Park

Lansdowne Classic Series

RACE 13 - STATISTICS

CLASS : 11A

4 Starters

Fastest Lap History

NO	NAME	LAP TIME	TIME OF DAY	LAP	VEHICLE
137	**Daniel JACKSON**	**2:03.550**	15:46:14.446	2	Matchless G50
137	**Daniel JACKSON**	**2:02.413**	15:48:16.859	3	Matchless G50
137	**Daniel JACKSON**	**2:01.515**	15:50:18.375	4	Matchless G50
22	**Tony PERKIN**	**2:00.181**	15:50:21.734	4	Norton MANX
22	**Tony PERKIN**	**1:58.474**	15:52:20.208	5	Norton MANX

Leader History

NO	NAME	FROM LAP	LAPS LED	DISTANCE	VEHICLE
137	**Daniel JACKSON**	1	5	10.90 miles	Matchless G50

Weather / Track : Cloudy / Drying

Cadwell Park: 2.1800 miles
Date: 07/07/2024 Start: 15:42 Finish: 15:52

BMCRC - MRO Championships 2024 - Rnd 5 @ Cadwell Park

Lansdowne Classic Series

RACE 13 - STATISTICS

CLASS : 11B

5 Starters

Fastest Lap History

NO	NAME	LAP TIME	TIME OF DAY	LAP	VEHICLE
53	**Richard DAWSON**	**2:11.514**	15:46:33.166	2	Norton MANX
53	**Richard DAWSON**	**2:09.554**	15:48:42.721	3	Norton MANX
53	**Richard DAWSON**	**2:07.826**	15:50:50.547	4	Norton MANX
53	**Richard DAWSON**	**2:06.757**	15:52:57.303	5	Norton MANX

Leader History

NO	NAME	FROM LAP	LAPS LED	DISTANCE	VEHICLE
631	**Angela CRAGG**	1	1	2.18 miles	Manx NORTON
53	**Richard DAWSON**	2	4	8.72 miles	Norton MANX

Weather / Track : Cloudy / Drying

Cadwell Park: 2.1800 miles
Date: 07/07/2024 Start: 15:42 Finish: 15:52

BMCRC - MRO Championships 2024 - Rnd 5 @ Cadwell Park

Lansdowne Classic Series

RACE 13 - STATISTICS

CLASS : 11D

1 Starters

Fastest Lap History

NO	NAME	LAP TIME	TIME OF DAY	LAP	VEHICLE
54	**Brian RILEY**	**2:23.830**	15:46:57.030	2	Norton DAYTONA DOMIRACER
54	**Brian RILEY**	**2:22.962**	15:49:19.992	3	Norton DAYTONA DOMIRACER
54	**Brian RILEY**	**2:19.301**	15:51:39.292	4	Norton DAYTONA DOMIRACER

Leader History

NO	NAME	FROM LAP	LAPS LED	DISTANCE	VEHICLE
54	**Brian RILEY**	1	5	10.90 miles	Norton DAYTONA DOMIRACER

Weather / Track : Cloudy / Drying

Cadwell Park: 2.1800 miles
Date: 07/07/2024 Start: 15:42 Finish: 15:52